İZMİR
METROPOLITAN
MUNICIPALITY

Fiscal Year 2021
Budget





İZMİR
BÜYÜKŞEHİR
BELEDİYESİ



CONTENTS

- Abridgement of Budget Appropriation by Functional Classification 1
- Abridgement of Budget Appropriation by Economic Classification 3
- Abridgement of Budget Appropriation by Economic Classification (Second Level) 5
- Schedule of Budget Appropriation by Functional and Economic Classification for Fiscal Year 2021 6
- Schedule of Budget Appropriation by Institutional and Functional Classification for Fiscal Year 2021 7
- Schedule of Budget Appropriation by Institutional and Economic Classification for Fiscal Year 2021 8
- Appropriation Schedule (A) 9
- Schedule of Revenues by Economic Classification (B) 60
- Schedule of Financing by Economic Classification 64
- Schedule of Multi-Annual Expenditure Budget 65
- Schedule of Budget Appropriation by Functional and Economic Classification for Fiscal Year 2022 67
- Schedule of Budget Appropriation by Functional and Economic Classification for Fiscal Year 2023 68
- Schedule of Multi-Annual Revenue Budget 69
- Schedule of Multi-Annual Financing by Economic Classification 71

ABRIDGEMENT OF BUDGET APPROPRIATION BY FUNCTIONAL CLASSIFICATION

FUNCTIONAL CODE	EXPLANATION	APPROPRIATION FOR 2021 (TL)
1	GENERAL PUBLIC SERVICES	3.359.519.000,00
3	PUBLIC ORDER AND SECURITY SERVICES	653.999.000,00
4	FINANCIAL AFFAIRS AND SERVICES	2.474.093.000,00
5	ENVIRONMENTAL PROTECTION SERVICES	433.395.000,00
6	HOUSING AND PUBLIC WELFARE SERVICES	772.678.000,00
7	HEALTH SERVICES	204.718.000,00
8	RECREATIONAL, CULTURAL AND RELIGIOUS SERVICES	709.282.000,00
9	EDUCATION SERVICES	11.067.000,00
10	SOCIAL SECURITY AND SOCIAL RELIEF SERVICES	381.249.000,00
GENERAL TOTAL		**9.000.000.000,00**

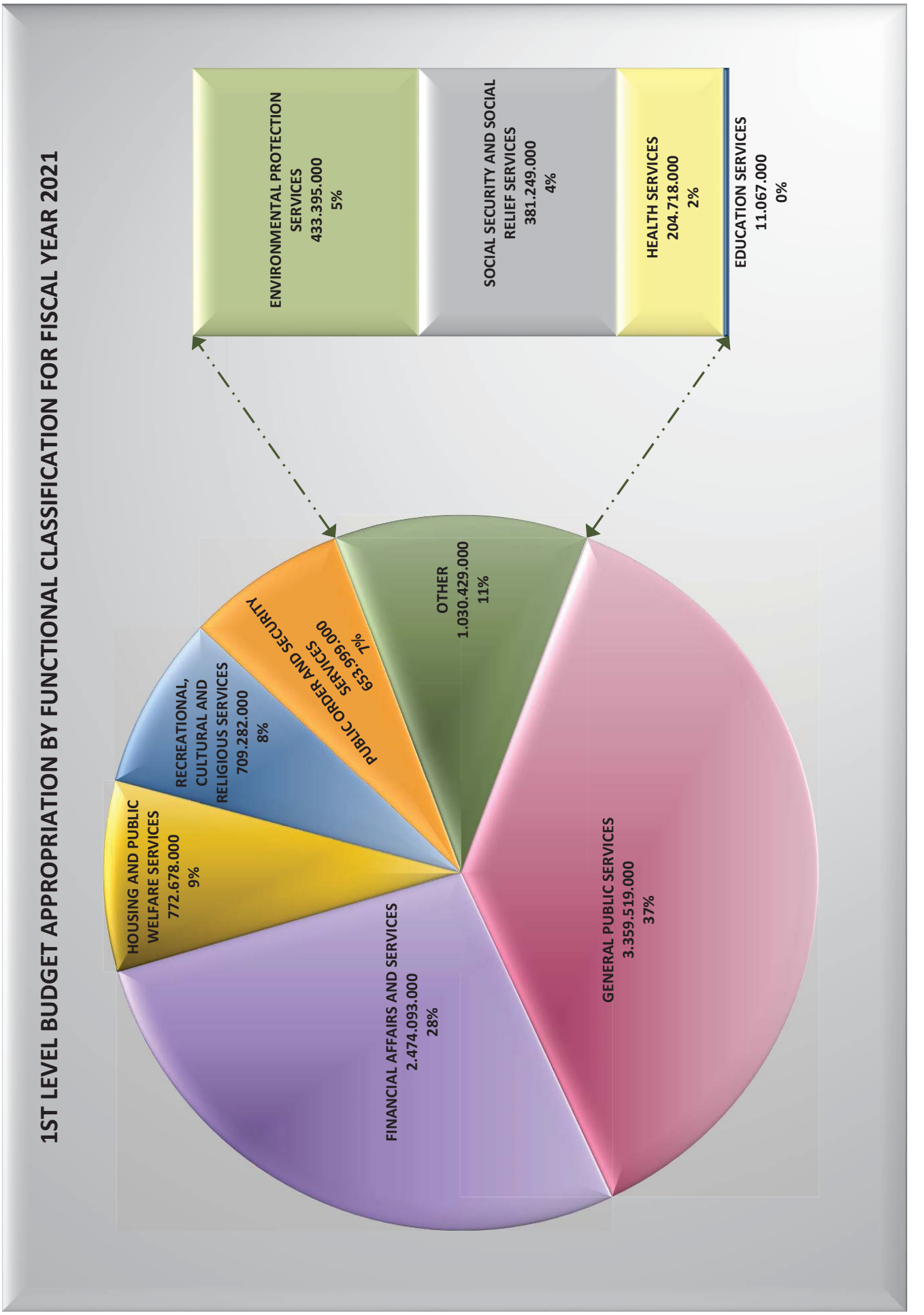
1ST LEVEL BUDGET APPROPRIATION BY FUNCTIONAL CLASSIFICATION FOR FISCAL YEAR 2021
GENERAL PUBLIC SERVICES
3.359.519.000
37%
FINANCIAL AFFAIRS AND SERVICES
2.474.093.000
28%
HOUSING AND PUBLIC WELFARE SERVICES
772.678.000
9%
RECREATIONAL, CULTURAL AND RELIGIOUS SERVICES
709.282.000
8%
PUBLIC ORDER AND SECURITY SERVICES
653.999.000
7%
OTHER
1.030.429.000
11%
ENVIRONMENTAL PROTECTION SERVICES
433.395.000
5%
SOCIAL SECURITY AND SOCIAL RELIEF SERVICES
381.249.000
4%
HEALTH SERVICES
204.718.000
2%
EDUCATION SERVICES
11.067.000
0%

ABRIDGEMENT OF BUDGET APPROPRIATION BY ECONOMIC CLASSIFICATION

ECONOMIC CODE	EXPLANATION	APPROPRIATION FOR 2021 (TL)
1	PERSONNEL EXPENDITURES	600.691.000,00
2	PREMIUM EXPENDITURES TO SOCIAL SECURITY INSTITUTIONS	75.845.000,00
3	PURCHASE OF GOODS AND SERVICES EXPENDITURES	2.118.837.000,00
4	INTEREST EXPENDITURES	420.280.000,00
5	CURRENT TRANSFERS	726.636.000,00
6	CAPITAL EXPENSES	3.811.671.000,00
7	CAPITAL TRANSFERS	201.040.000,00
8	LENDING	620.000.000,00
9	RESERVE APPROPRIATIONS	425.000.000,00
GENERAL TOTAL		9.000.000.000,00

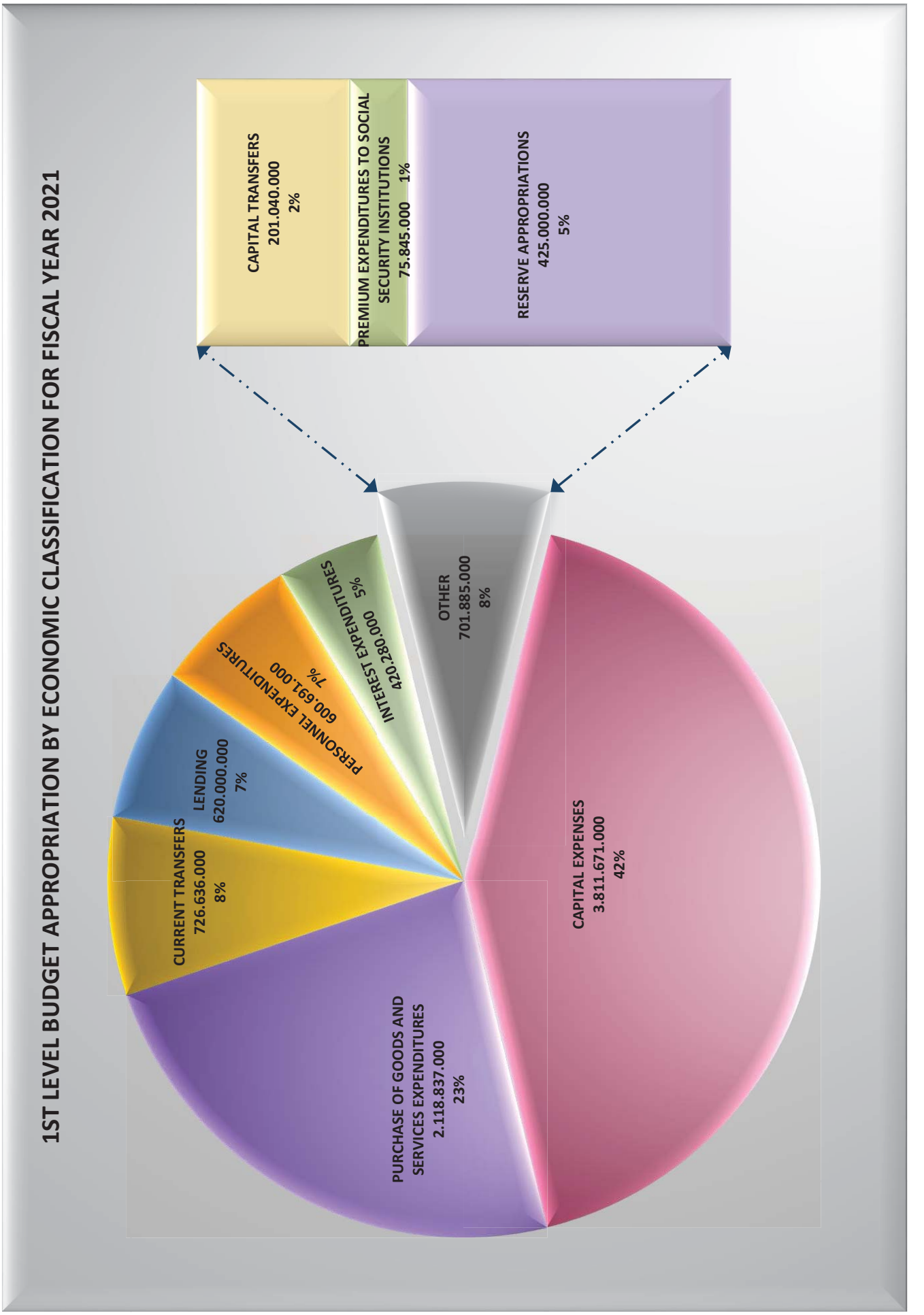
1ST LEVEL BUDGET APPROPRIATION BY ECONOMIC CLASSIFICATION FOR FISCAL YEAR 2021
CAPITAL TRANSFERS
201.040.000
2%
PREMIUM EXPENDITURES TO SOCIAL SECURITY INSTITUTIONS
75.845.000 1%
RESERVE APPROPRIATIONS
425.000.000
5%
OTHER
701.885.000
8%
INTEREST EXPENDITURES
420.280.000 5%
PERSONNEL EXPENDITURES
600.691.000
7%
LENDING
620.000.000
7%
CURRENT TRANSFERS
726.636.000
8%
PURCHASE OF GOODS AND SERVICES EXPENDITURES
2.118.837.000
23%
CAPITAL EXPENSES
3.811.671.000
42%

ABRIDGEMENT OF BUDGET APPROPRIATION BY ECONOMIC CLASSIFICATION (SECOND LEVEL)

ECONOMIC CODE		EXPLANATION	APPROPRIATION FOR 2021 (TL)
1		PERSONNEL EXPENDITURES	600.691.000,00
1	1	CIVIL SERVANTS	440.719.000,00
1	2	CONTRACTED PERSONNEL	66.167.000,00
1	3	WORKERS	84.064.000,00
1	4	TEMPORARY PERSONNEL	3.881.000,00
1	5	OTHER PERSONNEL	5.860.000,00
2		PREMIUM EXPENDITURES TO SOCIAL SECURITY INSTITUTIONS	75.845.000,00
2	1	CIVIL SERVANTS	51.212.000,00
2	2	CONTRACTED PERSONNEL	11.141.000,00
2	3	WORKERS	13.492.000,00
3		PURCHASE OF GOODS AND SERVICES EXPENDITURES	2.118.837.000,00
3	2	PURCHASE OF GOODS AND MATERIAL FOR CONSUMPTION	463.634.000,00
3	3	TRAVEL ALLOWANCES	4.377.000,00
3	4	DUTY EXPENDITURES	42.412.000,00
3	5	SERVICE PROCUREMENT	1.447.448.000,00
3	6	REPRESENTATION AND PROMOTION EXPENDITURES	54.302.000,00
3	7	MOVABLE ESTATE, PURCHASE OF UNMATERIAL PREROGATIVE EXPENDITURES OF MAINTENANCE-REPAIR	99.718.000,00
3	8	IMMOVABLE GOODS MAINTANANCE AND REPAIR EXPENDITURES	4.919.000,00
3	9	TREATMENT AND FUNERAL EXPENDITURES	2.027.000,00
4		INTEREST EXPENDITURES	420.280.000,00
4	2	OTHER DOMESTIC DEBT INTEREST EXPENDITURES	240.280.000,00
4	3	FOREIGN DEBT INTEREST EXPENDITURES	180.000.000,00
5		CURRENT TRANSFERS	726.636.000,00
5	1	DUTY LOSSES	18.876.000,00
5	2	TREASURY AIDS	500.000.000,00
5	3	TRANSFERS TO NON PROFIT ORGANIZATIONS	80.698.000,00
5	4	TRANSFERS TO HOUSEHOLDS	35.923.000,00
5	6	TRANSFERS TO ABROAD	1.139.000,00
5	8	ALLOCATIONS FROM MUNICIPAL REVENUES	90.000.000,00
6		CAPITAL EXPENSES	3.811.671.000,00
6	1	PURCHASE OF FINISHED GOODS	156.969.000,00
6	2	PRODUCTION EXPENSES OF MOVABLE CAPITAL	19.609.000,00
6	3	PURCHASE OF INTANGIBLE PROPERTIES	15.040.000,00
6	4	PURCHASE OF IMMOVABLES AND EXPROPRIATION	230.181.000,00
6	5	IMMOVABLE CAPITAL PRODUCTION EXPENSES	2.944.515.000,00
6	6	MAJOR REPAIR EXPENSES FOR MOVABLES	505.000,00
6	7	IMMOVABLE MAJOR REPAIR EXPENSES	444.852.000,00
7		CAPITAL TRANSFERS	201.040.000,00
7	1	DOMESTIC CAPITAL TRANSFERS	201.000.000,00
7	2	FOREIGN CAPITAL TRANSFERS	40.000,00
8		LENDING	620.000.000,00
8	1	DOMESTIC LENDING	620.000.000,00
9		RESERVE APPROPRIATIONS	425.000.000,00
9	1	PERSONNEL EXPENSES APPROPRIATION	13.000.000,00
9	6	RESERVE APPROPRIATION	412.000.000,00
GENERAL TOTAL			9.000.000.000,00

SCHEDULE OF BUDGET APPROPRIATION BY FUNCTIONAL AND ECONOMIC CLASSIFICATION FOR FISCAL YEAR 2021 (TL)

CODE	EXPLANATION	01 PERSONAL EXPENDITURES	02 PREMIUM EXPENDITURES TO SOCIAL SECURITY INSTITUTION	03 PURCHASE OF GOODS AND SERVICES EXPENDITURES	04 INTEREST EXPENDITURES	05 CURRENT TRANSFERS	06 CAPITAL EXPENSES	07 CAPITAL TRANSFERS	08 LENDING	09 RESERVE APPROPRIATION	TOTAL
01	GENERAL PUBLIC SERVICES	157.361.000,00	19.659.000,00	472.382.000,00	420.280.000,00	655.902.000,00	488.935.000,00	100.000.000,00	620.000.000,00	425.000.000,00	3.359.519.000,00
03	PUBLIC ORDER AND SECURITY SERVICES	194.975.000,00	23.216.000,00	287.371.000,00		262.000,00	148.175.000,00				653.999.000,00
04	FINANCIAL AFFAIRS AND SERVICES	55.806.000,00	7.590.000,00	115.682.000,00		1.047.000,00	2.293.928.000,00	40.000,00			2.474.093.000,00
05	ENVIRONMENTAL PROTECTION SERVICES	23.662.000,00	3.299.000,00	254.921.000,00		120.000,00	151.393.000,00				433.395.000,00
06	HOUSING AND PUBLIC WELFARE SERVICES	36.708.000,00	4.832.000,00	72.331.000,00		2.132.000,00	555.675.000,00	101.000.000,00			772.678.000,00
07	HEALTH SERVICES	62.928.000,00	8.215.000,00	105.369.000,00		502.000,00	27.704.000,00				204.718.000,00
08	RECREATIONAL, CULTURAL AND RELIGIOUS SERVICES	41.312.000,00	5.340.000,00	489.188.000,00		32.839.000,00	140.603.000,00				709.282.000,00
09	EDUCATION SERVICES	2.018.000,00	243.000,00	7.940.000,00			866.000,00				11.067.000,00
10	SOCIAL SECURITY AND SOCIAL RELIEF SERVICES	25.921.000,00	3.451.000,00	313.653.000,00		33.832.000,00	4.392.000,00				381.249.000,00
TOTAL		600.691.000,00	75.845.000,00	2.118.837.000,00	420.280.000,00	726.636.000,00	3.811.671.000,00	201.040.000,00	620.000.000,00	425.000.000,00	9.000.000.000,00

SCHEDULE OF BUDGET APPROPRIATION BY INSTITUTIONAL AND FUNCTIONAL CLASSIFICATION FOR FISCAL YEAR 2021 (TL)

CODE	EXPLANATION	01 GENERAL PUBLIC SERVICES	03 FINANCIAL ORDER AND SECURITY SERVICES	04 FINANCIAL AFFAIRS AND SERVICES	05 ENVIRONMENTAL PROTECTION SERVICES	06 HOUSING AND PUBLIC WELFARE SERVICES	07 HEALTH SERVICES	08 RECREATIONAL, CULTURAL AND RELIGIOUS SERVICES	09 EDUCATION SERVICES	10 SOCIAL SECURITY AND SOCIAL WELFARE SERVICES	TOTAL
1-0	SECRETARY GENERAL	4.892.000,00									4.892.000,00
2-0	CITY CLERK'S OFFICE	7.408.000,00									7.408.000,00
5-0	DEPARTMENT OF HUMAN RESOURCES AND TRAINING	114.380.000,00									114.380.000,00
10-0	DEPARTMENT OF INFORMATION TECHNOLOGIES	67.941.000,00									67.941.000,00
11-0	DEPARTMENT OF MACHINE SUPPLY, MAINTENANCE AND REPAIR	289.902.000,00									289.902.000,00
19-0	DEPARTMENT OF SUPPORT SERVICES	697.645.000,00	117.726.000,00				44.327.000,00				859.698.000,00
20-0	SUPERVISORY BOARD DEPARTMENT	2.703.000,00									2.703.000,00
21-0	DEPARTMENT OF INTERNAL CONTROL	2.162.000,00									2.162.000,00
22-0	STRATEGY DEVELOPMENT DEPARTMENT	469.298.000,00									469.298.000,00
23-0	DEPARTMENT OF FINANCIAL SERVICES	1.160.696.000,00									1.160.696.000,00
24-0	FIRST LEGAL ADVISORY	20.097.000,00									20.097.000,00
25-0	DEPARTMENT OF PRESS, PUBLICATIONS AND PUBLIC RELATIONS	30.547.000,00						24.630.000,00			55.177.000,00
26-0	DIRECTORATE OF PROTOCOL	16.799.000,00									16.799.000,00
27-0	DEPARTMENT OF FOREIGN RELATIONS AND TOURISM	4.697.000,00		6.014.000,00				6.938.000,00			17.649.000,00
28-0	SECTİON OF CEREMONY AND ORGANİZATİON										0,00
30-0	DEPARTMENT OF CLIMATE CHANGE AND ENVIRONMENTAL PROTECTION AND CONTROL				121.065.000,00		18.757.000,00				139.822.000,00
31-0	DEPARTMENT OF REAL ESTATE MANAGEMENT	234.694.000,00									234.694.000,00
32-0	ESREFPASA HOSPITAL						114.807.000,00				114.807.000,00
33-0	DEPARTMENT OF SURVEY AND PROJECTS			5.091.000,00		26.344.000,00		24.677.000,00			56.112.000,00
34-0	DEPARTMENT OF CONSTRUCTIVE AFFAIRS					659.249.000,00					659.249.000,00
36-0	DEPARTMENT LOCAL SERVICES AND MUKHTAR OFFİCES	37.606.000,00									37.606.000,00
37-0	DEPARTMENT OF HOUSING AND URBAN			14.740.000,00							14.740.000,00
38-0	DEPARTMENT OF SOCIAL PROJECTS	2.074.000,00							11.067.000,00	62.021.000,00	75.162.000,00
39-0	DEPARTMENT OF FIREFIGHTINING		237.287.000,00								237.287.000,00
40-0	DEPARTMENT OF CULTURE AND ART							116.046.000,00			116.046.000,00
41-0	PURCHASING DEPARTMENT	6.953.000,00									6.953.000,00
42-0	DEPARTMENT OF TRANSPORTATION		219.120.000,00	43.836.000,00							262.956.000,00
43-0	DEPARTMENT OF SUBURBAN AND RAILSYSTEMS INVESTMENTS			766.973.000,00							766.973.000,00
44-0	DEPARTMENT OF PARK AND GARDENS						22.838.000,00	416.860.000,00			439.698.000,00
45-0	SECRETARIAT AND DECISIONS DEPARTMENT	6.737.000,00									6.737.000,00
46-0	DEPARTMENT OF MUNICIPAL POLICE		73.496.000,00								73.496.000,00
47-0	DEPARTMENT OF URBAN TRANSFORMATION					72.571.000,00					72.571.000,00
48-0	DEPARTMENT OF SOCIAL SERVICES									310.885.000,00	310.885.000,00
49-0	DEPARTMENT OF YOUTH AND SPORT							52.004.000,00			52.004.000,00
50-0	DEPARTMENT OF CEMETERIES	166.990.000,00									166.990.000,00
51-0	DEPARTMENT OF WASTE MANAGEMENT				312.330.000,00						312.330.000,00
52-0	DEPARTMENT OF INFRASTRUCTURE AND CONSTRUCTION			1.526.336.000,00							1.526.336.000,00
53-0	DEPARTMENT OF ZONING AUDITING			6.946.000,00							6.946.000,00
54-0	DEPARTMENT OF AGRICULTURAL SERVICES							68.127.000,00			68.127.000,00
55-0	DEPARTMENT OF CONSTRUCTION TENDERS					6.391.000,00					6.391.000,00
56-0	DEPARTMENT OF MAPS AND GEOGRAPHIC INFORMATION SYSTEMS (GIS)	15.298.000,00				8.123.000,00					23.421.000,00
57-0	DEPARTMENT OF PUBLİC HEALTH						3.989.000,00			8.343.000,00	12.332.000,00
58-0	DEPARTMENT OF EARTHQUAKE RİSK MANAGEMENT AND URBAN DEVELOPMENT			104.157.000,00							104.157.000,00
59-0	DIRECTORATE OF FIRE INSPECTION AND PREVENTION		6.370.000,00								6.370.000,00
TOTAL		3.359.519.000,00	653.999.000,00	2.474.093.000,00	433.395.000,00	772.678.000,00	204.718.000,00	709.282.000,00	11.067.000,00	381.249.000,00	9.000.000.000,00

SCHEDULE OF BUDGET APPROPRIATION BY INSTITUTIONAL AND ECONOMIC CLASSIFICATION FOR FISCAL YEAR 2021 (TL)

CODE	EXPLANATION	01 PERSONNEL EXPENDITURES	02 PREMIUM EXPENDITURES TO SOCIAL SECURITY INSTITUTION	03 PURCHASE OF GOODS AND SERVICES EXPENDITURES	04 INTEREST EXPENDITURES	05 CURRENT TRANSFER	06 CAPITAL EXPENSES	07 CAPITAL TRANSFERS	08 LENDING	09 RESERVE APPROPRIATION	TOTAL
1-0	SECRETARY GENERAL	4.233.000,00	529.000,00	130.000,00							4.892.000,00
2-0	CITY CLERK'S OFFICE	6.406.000,00	77.000,00	886.000,00		30.000,00	9.000,00				7.408.000,00
5-0	DEPARTMENT OF HUMAN RESOURCES AND TRAINING	9.667.000,00	1.226.000,00	75.566.000,00		27.221.000,00	700.000,00				114.380.000,00
10-0	DEPARTMENT OF INFORMATION TECHNOLOGIES	8.852.000,00	886.000,00	34.033.000,00			24.170.000,00				67.941.000,00
11-0	DEPARTMENT OF MACHINE SUPPLY, MAINTENANCE AND REPAIR	10.468.000,00	1.359.000,00	71.789.000,00			206.286.000,00				289.902.000,00
19-0	DEPARTMENT OF SUPPORT SERVICES	20.541.000,00	2.855.000,00	175.345.000,00		20.086.000,00	20.871.000,00		620.000.000,00		859.698.000,00
20-0	SUPERVISORY BOARD DEPARTMENT	2.246.000,00	268.000,00	189.000,00							2.703.000,00
21-0	DEPARTMENT OF INTERNAL CONTROL	1.806.000,00	230.000,00	126.000,00							2.162.000,00
22-0	STRATEGY DEVELOPMENT DEPARTMENT	4.141.000,00	533.000,00	44.334.000,00	420.280.000,00		10.000,00				469.298.000,00
23-0	DEPARTMENT OF FINANCIAL SERVICES	19.370.000,00	2.624.000,00	5.313.000,00		608.050.000,00	339.000,00	100.000.000,00		425.000.000,00	1.160.696.000,00
24-0	FIRST LEGAL ADVISORY	8.708.000,00	1.142.000,00	10.247.000,00							20.097.000,00
25-0	DEPARTMENT OF PRESS, PUBLICATIONS AND PUBLIC RELATIONS	3.393.000,00	418.000,00	49.013.000,00			2.353.000,00				55.177.000,00
26-0	DIRECTORATE OF PROTOCOL	575.000,00	82.000,00	16.142.000,00							16.799.000,00
27-0	DEPARTMENT OF FOREIGN RELATIONS AND TOURISM	3.017.000,00	412.000,00	11.825.000,00		2.125.000,00	270.000,00				17.649.000,00
28-0	SECTİON OF CEREMONY AND ORGANİZATİON										0,00
30-0	DEPARTMENT OF CLIMATE CHANGE AND ENVIRONMENTAL PROTECTION AND CONTROL	13.941.000,00	1.885.000,00	119.999.000,00		124.000,00	3.873.000,00				139.822.000,00
31-0	DEPARTMENT OF REAL ESTATE MANAGEMENT	7.613.000,00	867.000,00	4.190.000,00			222.024.000,00				234.694.000,00
32-0	ESREFPASA HOSPITAL	46.611.000,00	5.926.000,00	56.036.000,00		400.000,00	5.834.000,00				114.807.000,00
33-0	DEPARTMENT OF SURVEY AND PROJECTS	15.456.000,00	2.123.000,00	5.665.000,00		10.140.000,00	22.728.000,00				56.112.000,00
34-0	DEPARTMENT OF CONSTRUCTIVE AFFAIRS	13.170.000,00	1.662.000,00	67.777.000,00			475.640.000,00	101.000.000,00			659.249.000,00
36-0	DEPARTMENT LOCAL SERVICES AND MUKHTAR OFFİCES	19.289.000,00	2.375.000,00	15.887.000,00			55.000,00				37.606.000,00
37-0	DEPARTMENT OF HOUSING AND URBAN	9.043.000,00	1.298.000,00	1.412.000,00			2.987.000,00				14.740.000,00
38-0	DEPARTMENT OF SOCIAL PROJECTS	10.459.000,00	1.351.000,00	59.658.000,00		168.000,00	3.526.000,00				75.162.000,00
39-0	DEPARTMENT OF FIREFIGHTINING	119.840.000,00	15.023.000,00	97.829.000,00		260.000,00	4.335.000,00				237.287.000,00
40-0	DEPARTMENT OF CULTURE AND ART	9.340.000,00	1.095.000,00	102.714.000,00		1.000,00	2.896.000,00				116.046.000,00
41-0	PURCHASING DEPARTMENT	4.509.000,00	578.000,00	1.866.000,00							6.953.000,00
42-0	DEPARTMENT OF TRANSPORTATION	26.169.000,00	3.284.000,00	67.337.000,00		27.000,00	166.099.000,00	40.000,00			262.956.000,00
43-0	DEPARTMENT OF SUBURBAN AND RAILSYSTEMS INVESTMENTS	5.638.000,00	740.000,00	2.525.000,00			758.070.000,00				766.973.000,00
44-0	DEPARTMENT OF PARK AND GARDENS	18.564.000,00	2.387.000,00	312.387.000,00		100.000,00	106.260.000,00				439.698.000,00
45-0	SECRETARIAT AND DECISIONS DEPARTMENT	3.989.000,00	538.000,00	1.885.000,00			325.000,00				6.737.000,00
46-0	DEPARTMENT OF MUNICIPAL POLICE	52.162.000,00	5.491.000,00	15.753.000,00			90.000,00				73.496.000,00
47-0	DEPARTMENT OF URBAN TRANSFORMATION	4.198.000,00	526.000,00	1.106.000,00		2.132.000,00	64.609.000,00				72.571.000,00
48-0	DEPARTMENT OF SOCIAL SERVICES	17.024.000,00	2.283.000,00	256.302.000,00		33.664.000,00	1.612.000,00				310.885.000,00
49-0	DEPARTMENT OF YOUTH AND SPORT	4.457.000,00	547.000,00	22.063.000,00		22.013.000,00	2.924.000,00				52.004.000,00
50-0	DEPARTMENT OF CEMETERIES	23.052.000,00	3.608.000,00	114.933.000,00			25.397.000,00				166.990.000,00
51-0	DEPARTMENT OF WASTE MANAGEMENT	11.888.000,00	1.681.000,00	150.676.000,00		5.000,00	148.080.000,00				312.330.000,00
52-0	DEPARTMENT OF INFRASTRUCTURE AND CONSTRUCTION	20.452.000,00	2.674.000,00	86.520.000,00			1.416.690.000,00				1.526.336.000,00
53-0	DEPARTMENT OF ZONING AUDITING	5.827.000,00	822.000,00	295.000,00			2.000,00				6.946.000,00
54-0	DEPARTMENT OF AGRICULTURAL SERVICES	5.306.000,00	762.000,00	38.090.000,00		85.000,00	23.884.000,00				68.127.000,00
55-0	DEPARTMENT OF CONSTRUCTION TENDERS	4.911.000,00	662.000,00	812.000,00			6.000,00				6.391.000,00
56-0	DEPARTMENT OF MAPS AND GEOGRAPHIC INFORMATION SYSTEMS (GIS)	13.821.000,00	1.701.000,00	728.000,00			7.171.000,00				23.421.000,00
57-0	DEPARTMENT OF PUBLİC HEALTH	3.389.000,00	473.000,00	8.251.000,00		3.000,00	216.000,00				12.332.000,00
58-0	DEPARTMENT OF EARTHQUAKE RİSK MANAGEMENT AND URBAN DEVELOPMENT	1.957.000,00	302.000,00	10.568.000,00			91.330.000,00				104.157.000,00
59-0	DIRECTORATE OF FIRE INSPECTION AND PREVENTION	5.193.000,00	540.000,00	635.000,00		2.000,00					6.370.000,00
TOTAL		600.691.000,00	75.845.000,00	2.118.837.000,00	420.280.000,00	726.636.000,00	3.811.671.000,00	201.040.000,00	620.000.000,00	425.000.000,00	9.000.000.000,00

APPROPRIATION SCHEDULE (A)

INSTITUTIONAL CLASSIFICATION				FUNCTIONAL CLASSIFICATION				F.T.	ECONOMIC CLASSIFICATION		EXPLANATION	BUDGET APPROPRIATION YEAR 2021 (TL)
I	II	III	IV	I	II	III	IV	I	I	II		
46											MUNICIPALITY	9.000.000.000,00
46	35										IZMIR	9.000.000.000,00
46	35	1									IZMIR METROPOLITAN MUNICIPALITY	9.000.000.000,00
46	35	1	1								SECRETARY GENERAL	4.892.000,00
46	35	1	1	1							GENERAL PUBLIC SERVICES	4.892.000,00
46	35	1	1	1	1						LEGISLATIVE AND EXECUTIVE ORGANS,FINANCIAL AND FISCAL AFFAIRS,FOREIGN AFFAIRS SERVICES	4.892.000,00
46	35	1	1	1	1	1					Legislative and Executive Organs Services	4.892.000,00
46	35	1	1	1	1	1	0				Legislative and Executive Organs Services	4.892.000,00
46	35	1	1	1	1	1	0	5			Local Governments	4.892.000,00
46	35	1	1	1	1	1	0	5	1		PERSONNEL EXPENDITURES	4.233.000,00
46	35	1	1	1	1	1	0	5	1	1	CIVIL SERVANTS	4.233.000,00
46	35	1	1	1	1	1	0	5	2		PREMIUM EXPENDITURES TO SOCIAL SECURITY INSTITUTIONS	529.000,00
46	35	1	1	1	1	1	0	5	2	1	CIVIL SERVANTS	529.000,00
46	35	1	1	1	1	1	0	5	3		PURCHASE of GOODS and SERVICES EXPENDITURES	130.000,00
46	35	1	1	1	1	1	0	5	3	3	TRAVEL ALLOWANCES	110.000,00
46	35	1	1	1	1	1	0	5	3	5	SERVICE PROCUREMENT	20.000,00
46	35	1	2								CITY CLERK'S OFFICE	7.408.000,00
46	35	1	2	1							GENERAL PUBLIC SERVICES	7.408.000,00
46	35	1	2	1	1						LEGISLATIVE AND EXECUTIVE ORGANS,FINANCIAL AND FISCAL AFFAIRS,FOREIGN AFFAIRS SERVICES	7.408.000,00
46	35	1	2	1	1	1					Legislative and Executive Organs Services	7.408.000,00
46	35	1	2	1	1	1	0				Legislative and Executive Organs Services	7.408.000,00
46	35	1	2	1	1	1	0	5			Local Governments	7.408.000,00
46	35	1	2	1	1	1	0	5	1		PERSONNEL EXPENDITURES	6.406.000,00
46	35	1	2	1	1	1	0	5	1	1	CIVIL SERVANTS	586.000,00
46	35	1	2	1	1	1	0	5	1	5	OTHER PERSONNEL	5.820.000,00
46	35	1	2	1	1	1	0	5	2		PREMIUM EXPENDITURES TO SOCIAL SECURITY INSTITUTIONS	77.000,00
46	35	1	2	1	1	1	0	5	2	1	CIVIL SERVANTS	77.000,00
46	35	1	2	1	1	1	0	5	3		PURCHASE of GOODS and SERVICES EXPENDITURES	886.000,00
46	35	1	2	1	1	1	0	5	3	2	PURCHASE OF GOODS AND MATERIAL FOR CONSUMPTION	26.000,00
46	35	1	2	1	1	1	0	5	3	3	TRAVEL ALLOWANCES	480.000,00
46	35	1	2	1	1	1	0	5	3	5	SERVICE PROCUREMENT	5.000,00
46	35	1	2	1	1	1	0	5	3	6	REPRESENTATION AND PROMOTION EXPENDITURES	360.000,00
46	35	1	2	1	1	1	0	5	3	7	MOVABLE ESTATE, PURCHASE OF UNMATERIAL PREROGATIVE EXPENDITURES OF MAINTENANCE-REPAIR	15.000,00
46	35	1	2	1	1	1	0	5	5		CURRENT TRANSFERS	30.000,00
46	35	1	2	1	1	1	0	5	5	6	TRANSFERS TO ABROAD	30.000,00
46	35	1	2	1	1	1	0	5	6		CAPITAL EXPENSES	9.000,00
46	35	1	2	1	1	1	0	5	6	1	PURCHASE OF FINISHED GOODS	9.000,00
46	35	1	5								DEPARTMENT OF HUMAN RESOURCES AND TRAINING	114.380.000,00
46	35	1	5	1							GENERAL PUBLIC SERVICES	114.380.000,00
46	35	1	5	1	3						GENERAL SERVICES	87.224.000,00
46	35	1	5	1	3	1					General Personnel Services	87.224.000,00
46	35	1	5	1	3	1	0				General Personnel Services	85.416.000,00
46	35	1	5	1	3	1	0	5			Local Governments	85.416.000,00
46	35	1	5	1	3	1	0	5	1		PERSONNEL EXPENDITURES	8.646.000,00
46	35	1	5	1	3	1	0	5	1	1	CIVIL SERVANTS	8.012.000,00
46	35	1	5	1	3	1	0	5	1	2	CONTRACTED PERSONNEL	442.000,00
46	35	1	5	1	3	1	0	5	1	4	TEMPORARY PERSONNEL	192.000,00
46	35	1	5	1	3	1	0	5	2		PREMIUM EXPENDITURES TO SOCIAL SECURITY INSTITUTIONS	1.087.000,00
46	35	1	5	1	3	1	0	5	2	1	CIVIL SERVANTS	1.019.000,00
46	35	1	5	1	3	1	0	5	2	2	CONTRACTED PERSONNEL	68.000,00
46	35	1	5	1	3	1	0	5	3		PURCHASE of GOODS and SERVICES EXPENDITURES	74.968.000,00
46	35	1	5	1	3	1	0	5	3	2	PURCHASE OF GOODS AND MATERIAL FOR CONSUMPTION	629.000,00
46	35	1	5	1	3	1	0	5	3	3	TRAVEL ALLOWANCES	30.000,00
46	35	1	5	1	3	1	0	5	3	4	DUTY EXPENDITURES	53.000,00
46	35	1	5	1	3	1	0	5	3	5	SERVICE PROCUREMENT	73.758.000,00
46	35	1	5	1	3	1	0	5	3	6	REPRESENTATION AND PROMOTION EXPENDITURES	15.000,00
46	35	1	5	1	3	1	0	5	3	7	MOVABLE ESTATE, PURCHASE OF UNMATERIAL PREROGATIVE EXPENDITURES OF MAINTENANCE-REPAIR	167.000,00
46	35	1	5	1	3	1	0	5	3	8	IMMOVABLE GOODS MAINTANANCE AND REPAIR EXPENDITURES	6.000,00
46	35	1	5	1	3	1	0	5	3	9	TREATMENT AND FUNERAL EXPENDITURES	310.000,00
46	35	1	5	1	3	1	0	5	5		CURRENT TRANSFERS	65.000,00
46	35	1	5	1	3	1	0	5	5	1	DUTY LOSSES	10.000,00
46	35	1	5	1	3	1	0	5	5	3	TRANSFERS TO NON PROFIT ORGANIZATIONS	55.000,00
46	35	1	5	1	3	1	0	5	6		CAPITAL EXPENSES	650.000,00
46	35	1	5	1	3	1	0	5	6	1	PURCHASE OF FINISHED GOODS	590.000,00
46	35	1	5	1	3	1	0	5	6	3	PURCHASE OF INTANGIBLE PROPERTIES	60.000,00
46	35	1	5	1	3	1	1				Management of Activities For Personal and Institutional Development and Training	1.808.000,00
46	35	1	5	1	3	1	1	5			Local Governments	1.808.000,00
46	35	1	5	1	3	1	1	5	1		PERSONNEL EXPENDITURES	1.021.000,00
46	35	1	5	1	3	1	1	5	1	1	CIVIL SERVANTS	986.000,00
46	35	1	5	1	3	1	1	5	1	4	TEMPORARY PERSONNEL	35.000,00

APPROPRIATION SCHEDULE (A)

INSTITUTIONAL CLASSIFICATION				FUNCTIONAL CLASSIFICATION				F.T.	ECONOMIC CLASSIFICATION		EXPLANATION	BUDGET APPROPRIATION YEAR 2021 (TL)
I	II	III	IV	I	II	III	IV	I	I	II		
46	35	1	5	1	3	1	1	5	2		PREMIUM EXPENDITURES TO SOCIAL SECURITY INSTITUTIONS	139.000,00
46	35	1	5	1	3	1	1	5	2	1	CIVIL SERVANTS	139.000,00
46	35	1	5	1	3	1	1	5	3		PURCHASE of GOODS and SERVICES EXPENDITURES	598.000,00
46	35	1	5	1	3	1	1	5	3	2	PURCHASE OF GOODS AND MATERIAL FOR CONSUMPTION	25.000,00
46	35	1	5	1	3	1	1	5	3	3	TRAVEL ALLOWANCES	7.000,00
46	35	1	5	1	3	1	1	5	3	5	SERVICE PROCUREMENT	507.000,00
46	35	1	5	1	3	1	1	5	3	6	REPRESENTATION AND PROMOTION EXPENDITURES	50.000,00
46	35	1	5	1	3	1	1	5	3	7	MOVABLE ESTATE, PURCHASE OF UNMATERIAL PREROGATIVE EXPENDITURES OF MAINTENANCE-REPAIR	9.000,00
46	35	1	5	1	3	1	1	5	6		CAPITAL EXPENSES	50.000,00
46	35	1	5	1	3	1	1	5	6	1	PURCHASE OF FINISHED GOODS	50.000,00
46	35	1	5	1	6						Services Concerning General Qualified Transfers	27.156.000,00
46	35	1	5	1	6	0					Services Concerning General Qualified Transfers	27.156.000,00
46	35	1	5	1	6	0	0				Services Concerning General Qualified Transfers	27.156.000,00
46	35	1	5	1	6	0	0	5			Local Governments	27.156.000,00
46	35	1	5	1	6	0	0	5	5		CURRENT TRANSFERS	27.156.000,00
46	35	1	5	1	6	0	0	5	5	1	DUTY LOSSES	18.156.000,00
46	35	1	5	1	6	0	0	5	5	3	TRANSFERS TO NON PROFIT ORGANIZATIONS	9.000.000,00
46	35	1	10								DEPARTMENT OF INFORMATION TECHNOLOGIES	67.941.000,00
46	35	1	10	1							GENERAL PUBLIC SERVICES	67.941.000,00
46	35	1	10	1	3						GENERAL SERVICES	67.941.000,00
46	35	1	10	1	3	9					Other General Services	67.941.000,00
46	35	1	10	1	3	9	4				IZMIRNET Fiber-Optic Infrastructure Project	2.228.000,00
46	35	1	10	1	3	9	4	5			Local Governments	2.228.000,00
46	35	1	10	1	3	9	4	5	3		PURCHASE of GOODS and SERVICES EXPENDITURES	1.033.000,00
46	35	1	10	1	3	9	4	5	3	5	SERVICE PROCUREMENT	850.000,00
46	35	1	10	1	3	9	4	5	3	7	MOVABLE ESTATE, PURCHASE OF UNMATERIAL PREROGATIVE EXPENDITURES OF MAINTENANCE-REPAIR	12.000,00
46	35	1	10	1	3	9	4	5	3	8	IMMOVABLE GOODS MAINTANANCE AND REPAIR EXPENDITURES	171.000,00
46	35	1	10	1	3	9	4	5	6		CAPITAL EXPENSES	1.195.000,00
46	35	1	10	1	3	9	4	5	6	1	PURCHASE OF FINISHED GOODS	100.000,00
46	35	1	10	1	3	9	4	5	6	3	PURCHASE OF INTANGIBLE PROPERTIES	1.045.000,00
46	35	1	10	1	3	9	4	5	6	5	IMMOVABLE CAPITAL PRODUCTION EXPENSES	50.000,00
46	35	1	10	1	3	9	6				Ip-Based Communication And Integration amongst the units of the Municipality	4.526.000,00
46	35	1	10	1	3	9	6	5			Local Governments	4.526.000,00
46	35	1	10	1	3	9	6	5	3		PURCHASE of GOODS and SERVICES EXPENDITURES	3.190.000,00
46	35	1	10	1	3	9	6	5	3	5	SERVICE PROCUREMENT	360.000,00
46	35	1	10	1	3	9	6	5	3	7	MOVABLE ESTATE, PURCHASE OF UNMATERIAL PREROGATIVE EXPENDITURES OF MAINTENANCE-REPAIR	2.830.000,00
46	35	1	10	1	3	9	6	5	6		CAPITAL EXPENSES	1.336.000,00
46	35	1	10	1	3	9	6	5	6	1	PURCHASE OF FINISHED GOODS	1.000.000,00
46	35	1	10	1	3	9	6	5	6	3	PURCHASE OF INTANGIBLE PROPERTIES	336.000,00
46	35	1	10	1	3	9	10				Providing Computers, Software and Training Support to Mukhtars	1.440.000,00
46	35	1	10	1	3	9	10	5			Local Governments	1.440.000,00
46	35	1	10	1	3	9	10	5	3		PURCHASE of GOODS and SERVICES EXPENDITURES	1.440.000,00
46	35	1	10	1	3	9	10	5	3	5	SERVICE PROCUREMENT	1.440.000,00
46	35	1	10	1	3	9	14				IZMIR METROPOLITAN MUNICIPALITY OFFICIAL WEB SITES	3.000.000,00
46	35	1	10	1	3	9	14	5			Local Governments	3.000.000,00
46	35	1	10	1	3	9	14	5	3		PURCHASE of GOODS and SERVICES EXPENDITURES	3.000.000,00
46	35	1	10	1	3	9	14	5	3	5	SERVICE PROCUREMENT	3.000.000,00
46	35	1	10	1	3	9	305				Implementation of Data Processing Activities	28.406.000,00
46	35	1	10	1	3	9	305	5			Local Governments	28.406.000,00
46	35	1	10	1	3	9	305	5	1		PERSONNEL EXPENDITURES	4.022.000,00
46	35	1	10	1	3	9	305	5	1	1	CIVIL SERVANTS	3.324.000,00
46	35	1	10	1	3	9	305	5	1	2	CONTRACTED PERSONNEL	535.000,00
46	35	1	10	1	3	9	305	5	1	4	TEMPORARY PERSONNEL	163.000,00
46	35	1	10	1	3	9	305	5	2		PREMIUM EXPENDITURES TO SOCIAL SECURITY INSTITUTIONS	428.000,00
46	35	1	10	1	3	9	305	5	2	1	CIVIL SERVANTS	345.000,00
46	35	1	10	1	3	9	305	5	2	2	CONTRACTED PERSONNEL	83.000,00
46	35	1	10	1	3	9	305	5	3		PURCHASE of GOODS and SERVICES EXPENDITURES	2.651.000,00
46	35	1	10	1	3	9	305	5	3	2	PURCHASE OF GOODS AND MATERIAL FOR CONSUMPTION	86.000,00
46	35	1	10	1	3	9	305	5	3	3	TRAVEL ALLOWANCES	24.000,00
46	35	1	10	1	3	9	305	5	3	5	SERVICE PROCUREMENT	2.393.000,00
46	35	1	10	1	3	9	305	5	3	7	MOVABLE ESTATE, PURCHASE OF UNMATERIAL PREROGATIVE EXPENDITURES OF MAINTENANCE-REPAIR	148.000,00
46	35	1	10	1	3	9	305	5	6		CAPITAL EXPENSES	21.305.000,00
46	35	1	10	1	3	9	305	5	6	1	PURCHASE OF FINISHED GOODS	18.800.000,00
46	35	1	10	1	3	9	305	5	6	3	PURCHASE OF INTANGIBLE PROPERTIES	2.500.000,00
46	35	1	10	1	3	9	305	5	6	7	IMMOVABLE MAJOR REPAIR EXPENSES	5.000,00
46	35	1	10	1	3	9	310				Implementation of Information Networks Services	9.534.000,00
46	35	1	10	1	3	9	310	5			Local Governments	9.534.000,00
46	35	1	10	1	3	9	310	5	1		PERSONNEL EXPENDITURES	2.785.000,00
46	35	1	10	1	3	9	310	5	1	1	CIVIL SERVANTS	2.694.000,00
46	35	1	10	1	3	9	310	5	1	4	TEMPORARY PERSONNEL	91.000,00
46	35	1	10	1	3	9	310	5	2		PREMIUM EXPENDITURES TO SOCIAL SECURITY INSTITUTIONS	251.000,00
46	35	1	10	1	3	9	310	5	2	1	CIVIL SERVANTS	251.000,00

APPROPRIATION SCHEDULE (A)

INSTITUTIONAL CLASSIFICATION				FUNCTIONAL CLASSIFICATION				F.T.	ECONOMIC CLASSIFICATION		EXPLANATION	BUDGET APPROPRIATION YEAR 2021 (TL)
I	II	III	IV	I	II	III	IV	I	I	II		
46	35	1	10	1	3	9	310	5	3		PURCHASE of GOODS and SERVICES EXPENDITURES	6.320.000,00
46	35	1	10	1	3	9	310	5	3	2	PURCHASE OF GOODS AND MATERIAL FOR CONSUMPTION	78.000,00
46	35	1	10	1	3	9	310	5	3	3	TRAVEL ALLOWANCES	25.000,00
46	35	1	10	1	3	9	310	5	3	4	DUTY EXPENDITURES	4.000,00
46	35	1	10	1	3	9	310	5	3	5	SERVICE PROCUREMENT	6.100.000,00
46	35	1	10	1	3	9	310	5	3	6	REPRESENTATION AND PROMOTION EXPENDITURES	1.000,00
46	35	1	10	1	3	9	310	5	3	7	MOVABLE ESTATE, PURCHASE OF UNMATERIAL PREROGATIVE EXPENDITURES OF MAINTENANCE-REPAIR	111.000,00
46	35	1	10	1	3	9	310	5	3	8	IMMOVABLE GOODS MAINTANANCE AND REPAIR EXPENDITURES	1.000,00
46	35	1	10	1	3	9	310	5	6		CAPITAL EXPENSES	178.000,00
46	35	1	10	1	3	9	310	5	6	1	PURCHASE OF FINISHED GOODS	158.000,00
46	35	1	10	1	3	9	310	5	6	3	PURCHASE OF INTANGIBLE PROPERTIES	20.000,00
46	35	1	10	1	3	9	516				Determination of Digital Transformation Strategy and Roadmap	1.000.000,00
46	35	1	10	1	3	9	516	5			Local Governments	1.000.000,00
46	35	1	10	1	3	9	516	5	3		PURCHASE of GOODS and SERVICES EXPENDITURES	1.000.000,00
46	35	1	10	1	3	9	516	5	3	5	SERVICE PROCUREMENT	1.000.000,00
46	35	1	10	1	3	9	844				Rendering and Dissemination of İnternet Service in Open Public Spaces	3.112.000,00
46	35	1	10	1	3	9	844	5			Local Governments	3.112.000,00
46	35	1	10	1	3	9	844	5	3		PURCHASE of GOODS and SERVICES EXPENDITURES	3.012.000,00
46	35	1	10	1	3	9	844	5	3	5	SERVICE PROCUREMENT	2.892.000,00
46	35	1	10	1	3	9	844	5	3	7	MOVABLE ESTATE, PURCHASE OF UNMATERIAL PREROGATIVE EXPENDITURES OF MAINTENANCE-REPAIR	120.000,00
46	35	1	10	1	3	9	844	5	6		CAPITAL EXPENSES	100.000,00
46	35	1	10	1	3	9	844	5	6	2	PRODUCTION EXPENSES OF MOVABLE CAPITAL	100.000,00
46	35	1	10	1	3	9	853				Implementation of Software Operations	11.690.000,00
46	35	1	10	1	3	9	853	5			Local Governments	11.690.000,00
46	35	1	10	1	3	9	853	5	1		PERSONNEL EXPENDITURES	1.280.000,00
46	35	1	10	1	3	9	853	5	1	1	CIVIL SERVANTS	1.265.000,00
46	35	1	10	1	3	9	853	5	1	4	TEMPORARY PERSONNEL	15.000,00
46	35	1	10	1	3	9	853	5	2		PREMIUM EXPENDITURES TO SOCIAL SECURITY INSTITUTIONS	126.000,00
46	35	1	10	1	3	9	853	5	2	1	CIVIL SERVANTS	126.000,00
46	35	1	10	1	3	9	853	5	3		PURCHASE of GOODS and SERVICES EXPENDITURES	10.229.000,00
46	35	1	10	1	3	9	853	5	3	2	PURCHASE OF GOODS AND MATERIAL FOR CONSUMPTION	25.000,00
46	35	1	10	1	3	9	853	5	3	3	TRAVEL ALLOWANCES	10.000,00
46	35	1	10	1	3	9	853	5	3	5	SERVICE PROCUREMENT	10.153.000,00
46	35	1	10	1	3	9	853	5	3	6	REPRESENTATION AND PROMOTION EXPENDITURES	15.000,00
46	35	1	10	1	3	9	853	5	3	7	MOVABLE ESTATE, PURCHASE OF UNMATERIAL PREROGATIVE EXPENDITURES OF MAINTENANCE-REPAIR	26.000,00
46	35	1	10	1	3	9	853	5	6		CAPITAL EXPENSES	55.000,00
46	35	1	10	1	3	9	853	5	6	1	PURCHASE OF FINISHED GOODS	5.000,00
46	35	1	10	1	3	9	853	5	6	3	PURCHASE OF INTANGIBLE PROPERTIES	50.000,00
46	35	1	10	1	3	9	854				Institutional Mobile Applications Management	20.000,00
46	35	1	10	1	3	9	854	5			Local Governments	20.000,00
46	35	1	10	1	3	9	854	5	3		PURCHASE of GOODS and SERVICES EXPENDITURES	20.000,00
46	35	1	10	1	3	9	854	5	3	5	SERVICE PROCUREMENT	20.000,00
46	35	1	10	1	3	9	979				Implementation of Integrated Systems	2.784.000,00
46	35	1	10	1	3	9	979	5			Local Governments	2.784.000,00
46	35	1	10	1	3	9	979	5	1		PERSONNEL EXPENDITURES	765.000,00
46	35	1	10	1	3	9	979	5	1	1	CIVIL SERVANTS	765.000,00
46	35	1	10	1	3	9	979	5	2		PREMIUM EXPENDITURES TO SOCIAL SECURITY INSTITUTIONS	81.000,00
46	35	1	10	1	3	9	979	5	2	1	CIVIL SERVANTS	81.000,00
46	35	1	10	1	3	9	979	5	3		PURCHASE of GOODS and SERVICES EXPENDITURES	1.938.000,00
46	35	1	10	1	3	9	979	5	3	2	PURCHASE OF GOODS AND MATERIAL FOR CONSUMPTION	1.000,00
46	35	1	10	1	3	9	979	5	3	3	TRAVEL ALLOWANCES	8.000,00
46	35	1	10	1	3	9	979	5	3	5	SERVICE PROCUREMENT	601.000,00
46	35	1	10	1	3	9	979	5	3	6	REPRESENTATION AND PROMOTION EXPENDITURES	1.000,00
46	35	1	10	1	3	9	979	5	3	7	MOVABLE ESTATE, PURCHASE OF UNMATERIAL PREROGATIVE EXPENDITURES OF MAINTENANCE-REPAIR	1.327.000,00
46	35	1	10	1	3	9	987				Turkish Personal Data Protection Law Compatibility Project	201.000,00
46	35	1	10	1	3	9	987	5			Local Governments	201.000,00
46	35	1	10	1	3	9	987	5	3		PURCHASE of GOODS and SERVICES EXPENDITURES	200.000,00
46	35	1	10	1	3	9	987	5	3	5	SERVICE PROCUREMENT	200.000,00
46	35	1	10	1	3	9	987	5	6		CAPITAL EXPENSES	1.000,00
46	35	1	10	1	3	9	987	5	6	3	PURCHASE OF INTANGIBLE PROPERTIES	1.000,00
46	35	1	11								DEPARTMENT OF MACHINE SUPPLY, MAINTENANCE AND REPAIR	289.902.000,00
46	35	1	11	1							GENERAL PUBLIC SERVICES	289.902.000,00
46	35	1	11	1	3						GENERAL SERVICES	289.902.000,00
46	35	1	11	1	3	9					Other General Services	289.902.000,00
46	35	1	11	1	3	9	0				Other General Services	5.814.000,00
46	35	1	11	1	3	9	0	5			Local Governments	5.814.000,00
46	35	1	11	1	3	9	0	5	1		PERSONNEL EXPENDITURES	1.105.000,00
46	35	1	11	1	3	9	0	5	1	1	CIVIL SERVANTS	1.105.000,00
46	35	1	11	1	3	9	0	5	2		PREMIUM EXPENDITURES TO SOCIAL SECURITY INSTITUTIONS	121.000,00
46	35	1	11	1	3	9	0	5	2	1	CIVIL SERVANTS	121.000,00

APPROPRIATION SCHEDULE (A)

INSTITUTIONAL CLASSIFICATION				FUNCTIONAL CLASSIFICATION				F.T.	ECONOMIC CLASSIFICATION		EXPLANATION	BUDGET APPROPRIATION YEAR 2021 (TL)
I	II	III	IV	I	II	III	IV	I	I	II		
46	35	1	11	1	3	9	0	5	3		PURCHASE of GOODS and SERVICES EXPENDITURES	4.218.000,00
46	35	1	11	1	3	9	0	5	3	2	PURCHASE OF GOODS AND MATERIAL FOR CONSUMPTION	302.000,00
46	35	1	11	1	3	9	0	5	3	3	TRAVEL ALLOWANCES	20.000,00
46	35	1	11	1	3	9	0	5	3	4	DUTY EXPENDITURES	105.000,00
46	35	1	11	1	3	9	0	5	3	5	SERVICE PROCUREMENT	3.626.000,00
46	35	1	11	1	3	9	0	5	3	7	MOVABLE ESTATE, PURCHASE OF UNMATERIAL PREROGATIVE EXPENDITURES OF MAINTENANCE-REPAIR	99.000,00
46	35	1	11	1	3	9	0	5	3	8	IMMOVABLE GOODS MAINTANANCE AND REPAIR EXPENDITURES	66.000,00
46	35	1	11	1	3	9	0	5	6		CAPITAL EXPENSES	370.000,00
46	35	1	11	1	3	9	0	5	6	1	PURCHASE OF FINISHED GOODS	250.000,00
46	35	1	11	1	3	9	0	5	6	5	IMMOVABLE CAPITAL PRODUCTION EXPENSES	120.000,00
46	35	1	11	1	3	9	19				Transportation Information System	50.000,00
46	35	1	11	1	3	9	19	5			Local Governments	50.000,00
46	35	1	11	1	3	9	19	5	6		CAPITAL EXPENSES	50.000,00
46	35	1	11	1	3	9	19	5	6	1	PURCHASE OF FINISHED GOODS	50.000,00
46	35	1	11	1	3	9	519				Expanding Clean Energy Using Vehicle Fleet (Green Fleet)	3.000.000,00
46	35	1	11	1	3	9	519	5			Local Governments	3.000.000,00
46	35	1	11	1	3	9	519	5	6		CAPITAL EXPENSES	3.000.000,00
46	35	1	11	1	3	9	519	5	6	1	PURCHASE OF FINISHED GOODS	3.000.000,00
46	35	1	11	1	3	9	808				Fix, Maintenance and Repair Services for Vehicles and Heavy Duty Vehicles	58.386.000,00
46	35	1	11	1	3	9	808	5			Local Governments	58.386.000,00
46	35	1	11	1	3	9	808	5	1		PERSONNEL EXPENDITURES	5.891.000,00
46	35	1	11	1	3	9	808	5	1	1	CIVIL SERVANTS	3.364.000,00
46	35	1	11	1	3	9	808	5	1	2	CONTRACTED PERSONNEL	1.089.000,00
46	35	1	11	1	3	9	808	5	1	3	WORKERS	1.373.000,00
46	35	1	11	1	3	9	808	5	1	4	TEMPORARY PERSONNEL	65.000,00
46	35	1	11	1	3	9	808	5	2		PREMIUM EXPENDITURES TO SOCIAL SECURITY INSTITUTIONS	772.000,00
46	35	1	11	1	3	9	808	5	2	1	CIVIL SERVANTS	419.000,00
46	35	1	11	1	3	9	808	5	2	2	CONTRACTED PERSONNEL	186.000,00
46	35	1	11	1	3	9	808	5	2	3	WORKERS	167.000,00
46	35	1	11	1	3	9	808	5	3		PURCHASE of GOODS and SERVICES EXPENDITURES	50.523.000,00
46	35	1	11	1	3	9	808	5	3	2	PURCHASE OF GOODS AND MATERIAL FOR CONSUMPTION	2.750.000,00
46	35	1	11	1	3	9	808	5	3	3	TRAVEL ALLOWANCES	18.000,00
46	35	1	11	1	3	9	808	5	3	4	DUTY EXPENDITURES	50.000,00
46	35	1	11	1	3	9	808	5	3	5	SERVICE PROCUREMENT	15.020.000,00
46	35	1	11	1	3	9	808	5	3	7	MOVABLE ESTATE, PURCHASE OF UNMATERIAL PREROGATIVE EXPENDITURES OF MAINTENANCE-REPAIR	32.405.000,00
46	35	1	11	1	3	9	808	5	3	8	IMMOVABLE GOODS MAINTANANCE AND REPAIR EXPENDITURES	280.000,00
46	35	1	11	1	3	9	808	5	6		CAPITAL EXPENSES	1.200.000,00
46	35	1	11	1	3	9	808	5	6	1	PURCHASE OF FINISHED GOODS	270.000,00
46	35	1	11	1	3	9	808	5	6	2	PRODUCTION EXPENSES OF MOVABLE CAPITAL	400.000,00
46	35	1	11	1	3	9	808	5	6	5	IMMOVABLE CAPITAL PRODUCTION EXPENSES	150.000,00
46	35	1	11	1	3	9	808	5	6	7	IMMOVABLE MAJOR REPAIR EXPENSES	380.000,00
46	35	1	11	1	3	9	822				Implementation Of Mechatronics Services	18.018.000,00
46	35	1	11	1	3	9	822	5			Local Governments	18.018.000,00
46	35	1	11	1	3	9	822	5	1		PERSONNEL EXPENDITURES	2.018.000,00
46	35	1	11	1	3	9	822	5	1	1	CIVIL SERVANTS	1.305.000,00
46	35	1	11	1	3	9	822	5	1	3	WORKERS	669.000,00
46	35	1	11	1	3	9	822	5	1	4	TEMPORARY PERSONNEL	44.000,00
46	35	1	11	1	3	9	822	5	2		PREMIUM EXPENDITURES TO SOCIAL SECURITY INSTITUTIONS	251.000,00
46	35	1	11	1	3	9	822	5	2	1	CIVIL SERVANTS	162.000,00
46	35	1	11	1	3	9	822	5	2	3	WORKERS	89.000,00
46	35	1	11	1	3	9	822	5	3		PURCHASE of GOODS and SERVICES EXPENDITURES	15.433.000,00
46	35	1	11	1	3	9	822	5	3	2	PURCHASE OF GOODS AND MATERIAL FOR CONSUMPTION	304.000,00
46	35	1	11	1	3	9	822	5	3	3	TRAVEL ALLOWANCES	35.000,00
46	35	1	11	1	3	9	822	5	3	4	DUTY EXPENDITURES	9.000,00
46	35	1	11	1	3	9	822	5	3	5	SERVICE PROCUREMENT	88.000,00
46	35	1	11	1	3	9	822	5	3	7	MOVABLE ESTATE, PURCHASE OF UNMATERIAL PREROGATIVE EXPENDITURES OF MAINTENANCE-REPAIR	14.897.000,00
46	35	1	11	1	3	9	822	5	3	8	IMMOVABLE GOODS MAINTANANCE AND REPAIR EXPENDITURES	100.000,00
46	35	1	11	1	3	9	822	5	6		CAPITAL EXPENSES	316.000,00
46	35	1	11	1	3	9	822	5	6	1	PURCHASE OF FINISHED GOODS	266.000,00
46	35	1	11	1	3	9	822	5	6	5	IMMOVABLE CAPITAL PRODUCTION EXPENSES	50.000,00
46	35	1	11	1	3	9	856				Vehicle and Heavy Duty Vehicle Procurement Service	50.000.000,00
46	35	1	11	1	3	9	856	5			Local Governments	50.000.000,00
46	35	1	11	1	3	9	856	5	6		CAPITAL EXPENSES	50.000.000,00
46	35	1	11	1	3	9	856	5	6	1	PURCHASE OF FINISHED GOODS	50.000.000,00
46	35	1	11	1	3	9	857				Fuel And Liquid Fuel Supply To Service Units	67.000.000,00
46	35	1	11	1	3	9	857	5			Local Governments	67.000.000,00
46	35	1	11	1	3	9	857	5	6		CAPITAL EXPENSES	67.000.000,00
46	35	1	11	1	3	9	857	5	6	5	IMMOVABLE CAPITAL PRODUCTION EXPENSES	67.000.000,00

APPROPRIATION SCHEDULE (A)

INSTITUTIONAL CLASSIFICATION				FUNCTIONAL CLASSIFICATION				F.T.	ECONOMIC CLASSIFICATION		EXPLANATION	BUDGET APPROPRIATION YEAR 2021 (TL)
I	II	III	IV	I	II	III	IV	I	I	II		
46	35	1	11	1	3	9	858				Implementation of Vehicle and Heavy Duty Vehicle Rental Service	87.634.000,00
46	35	1	11	1	3	9	858	5			Local Governments	87.634.000,00
46	35	1	11	1	3	9	858	5	1		PERSONNEL EXPENDITURES	1.454.000,00
46	35	1	11	1	3	9	858	5	1	1	CIVIL SERVANTS	1.439.000,00
46	35	1	11	1	3	9	858	5	1	4	TEMPORARY PERSONNEL	15.000,00
46	35	1	11	1	3	9	858	5	2		PREMIUM EXPENDITURES TO SOCIAL SECURITY INSTITUTIONS	215.000,00
46	35	1	11	1	3	9	858	5	2	1	CIVIL SERVANTS	215.000,00
46	35	1	11	1	3	9	858	5	3		PURCHASE of GOODS and SERVICES EXPENDITURES	1.615.000,00
46	35	1	11	1	3	9	858	5	3	2	PURCHASE OF GOODS AND MATERIAL FOR CONSUMPTION	20.000,00
46	35	1	11	1	3	9	858	5	3	3	TRAVEL ALLOWANCES	7.000,00
46	35	1	11	1	3	9	858	5	3	4	DUTY EXPENDITURES	1.000,00
46	35	1	11	1	3	9	858	5	3	5	SERVICE PROCUREMENT	1.548.000,00
46	35	1	11	1	3	9	858	5	3	7	MOVABLE ESTATE, PURCHASE OF UNMATERIAL PREROGATIVE EXPENDITURES OF MAINTENANCE-REPAIR	25.000,00
46	35	1	11	1	3	9	858	5	3	8	IMMOVABLE GOODS MAINTANANCE AND REPAIR EXPENDITURES	14.000,00
46	35	1	11	1	3	9	858	5	6		CAPITAL EXPENSES	84.350.000,00
46	35	1	11	1	3	9	858	5	6	1	PURCHASE OF FINISHED GOODS	20.000,00
46	35	1	11	1	3	9	858	5	6	3	PURCHASE OF INTANGIBLE PROPERTIES	250.000,00
46	35	1	11	1	3	9	858	5	6	5	IMMOVABLE CAPITAL PRODUCTION EXPENSES	80.000,00
46	35	1	11	1	3	9	858	5	6	7	IMMOVABLE MAJOR REPAIR EXPENSES	84.000.000,00
46	35	1	19								DEPARTMENT OF SUPPORT SERVICES	859.698.000,00
46	35	1	19	1							GENERAL PUBLIC SERVICES	697.645.000,00
46	35	1	19	1	9						UNCLASSIFIED GENERAL PUBLIC SERVICES	697.645.000,00
46	35	1	19	1	9	9					Unclassified General Public Services	697.645.000,00
46	35	1	19	1	9	9	0				Unclassified General Public Services	651.599.000,00
46	35	1	19	1	9	9	0	5			Local Governments	651.599.000,00
46	35	1	19	1	9	9	0	5	1		PERSONNEL EXPENDITURES	7.741.000,00
46	35	1	19	1	9	9	0	5	1	1	CIVIL SERVANTS	2.418.000,00
46	35	1	19	1	9	9	0	5	1	2	CONTRACTED PERSONNEL	525.000,00
46	35	1	19	1	9	9	0	5	1	3	WORKERS	4.750.000,00
46	35	1	19	1	9	9	0	5	1	4	TEMPORARY PERSONNEL	48.000,00
46	35	1	19	1	9	9	0	5	2		PREMIUM EXPENDITURES TO SOCIAL SECURITY INSTITUTIONS	1.013.000,00
46	35	1	19	1	9	9	0	5	2	1	CIVIL SERVANTS	278.000,00
46	35	1	19	1	9	9	0	5	2	2	CONTRACTED PERSONNEL	86.000,00
46	35	1	19	1	9	9	0	5	2	3	WORKERS	649.000,00
46	35	1	19	1	9	9	0	5	3		PURCHASE of GOODS and SERVICES EXPENDITURES	2.359.000,00
46	35	1	19	1	9	9	0	5	3	2	PURCHASE OF GOODS AND MATERIAL FOR CONSUMPTION	1.040.000,00
46	35	1	19	1	9	9	0	5	3	3	TRAVEL ALLOWANCES	28.000,00
46	35	1	19	1	9	9	0	5	3	4	DUTY EXPENDITURES	291.000,00
46	35	1	19	1	9	9	0	5	3	5	SERVICE PROCUREMENT	140.000,00
46	35	1	19	1	9	9	0	5	3	7	MOVABLE ESTATE, PURCHASE OF UNMATERIAL PREROGATIVE EXPENDITURES OF MAINTENANCE-REPAIR	550.000,00
46	35	1	19	1	9	9	0	5	3	8	IMMOVABLE GOODS MAINTANANCE AND REPAIR EXPENDITURES	310.000,00
46	35	1	19	1	9	9	0	5	5		CURRENT TRANSFERS	20.076.000,00
46	35	1	19	1	9	9	0	5	5	1	DUTY LOSSES	1.000,00
46	35	1	19	1	9	9	0	5	5	3	TRANSFERS TO NON PROFIT ORGANIZATIONS	20.075.000,00
46	35	1	19	1	9	9	0	5	6		CAPITAL EXPENSES	410.000,00
46	35	1	19	1	9	9	0	5	6	1	PURCHASE OF FINISHED GOODS	380.000,00
46	35	1	19	1	9	9	0	5	6	7	IMMOVABLE MAJOR REPAIR EXPENSES	30.000,00
46	35	1	19	1	9	9	0	5	8		LENDING	620.000.000,00
46	35	1	19	1	9	9	0	5	8	1	DOMESTIC LENDING	620.000.000,00
46	35	1	19	1	9	9	386				Implementation of Vegetable Market Hall Services	28.130.000,00
46	35	1	19	1	9	9	386	5			Local Governments	28.130.000,00
46	35	1	19	1	9	9	386	5	1		PERSONNEL EXPENDITURES	1.919.000,00
46	35	1	19	1	9	9	386	5	1	1	CIVIL SERVANTS	1.040.000,00
46	35	1	19	1	9	9	386	5	1	3	WORKERS	879.000,00
46	35	1	19	1	9	9	386	5	2		PREMIUM EXPENDITURES TO SOCIAL SECURITY INSTITUTIONS	195.000,00
46	35	1	19	1	9	9	386	5	2	1	CIVIL SERVANTS	105.000,00
46	35	1	19	1	9	9	386	5	2	3	WORKERS	90.000,00
46	35	1	19	1	9	9	386	5	3		PURCHASE of GOODS and SERVICES EXPENDITURES	25.724.000,00
46	35	1	19	1	9	9	386	5	3	2	PURCHASE OF GOODS AND MATERIAL FOR CONSUMPTION	481.000,00
46	35	1	19	1	9	9	386	5	3	3	TRAVEL ALLOWANCES	18.000,00
46	35	1	19	1	9	9	386	5	3	4	DUTY EXPENDITURES	111.000,00
46	35	1	19	1	9	9	386	5	3	5	SERVICE PROCUREMENT	25.007.000,00
46	35	1	19	1	9	9	386	5	3	7	MOVABLE ESTATE, PURCHASE OF UNMATERIAL PREROGATIVE EXPENDITURES OF MAINTENANCE-REPAIR	97.000,00
46	35	1	19	1	9	9	386	5	3	8	IMMOVABLE GOODS MAINTANANCE AND REPAIR EXPENDITURES	9.000,00
46	35	1	19	1	9	9	386	5	3	9	TREATMENT AND FUNERAL EXPENDITURES	1.000,00
46	35	1	19	1	9	9	386	5	5		CURRENT TRANSFERS	10.000,00
46	35	1	19	1	9	9	386	5	5	3	TRANSFERS TO NON PROFIT ORGANIZATIONS	10.000,00
46	35	1	19	1	9	9	386	5	6		CAPITAL EXPENSES	282.000,00
46	35	1	19	1	9	9	386	5	6	1	PURCHASE OF FINISHED GOODS	52.000,00
46	35	1	19	1	9	9	386	5	6	5	IMMOVABLE CAPITAL PRODUCTION EXPENSES	60.000,00
46	35	1	19	1	9	9	386	5	6	7	IMMOVABLE MAJOR REPAIR EXPENSES	170.000,00

APPROPRIATION SCHEDULE (A)

INSTITUTIONAL CLASSIFICATION				FUNCTIONAL CLASSIFICATION				F.T.	ECONOMIC CLASSIFICATION		EXPLANATION	BUDGET APPROPRIATION YEAR 2021 (TL)
I	II	III	IV	I	II	III	IV	I	I	II		
46	35	1	19	1	9	9	387				Implementation of Fisheries Market Hall Services	17.916.000,00
46	35	1	19	1	9	9	387	5			Local Governments	17.916.000,00
46	35	1	19	1	9	9	387	5	1		PERSONNEL EXPENDITURES	1.081.000,00
46	35	1	19	1	9	9	387	5	1	1	CIVIL SERVANTS	1.079.000,00
46	35	1	19	1	9	9	387	5	1	4	TEMPORARY PERSONNEL	2.000,00
46	35	1	19	1	9	9	387	5	2		PREMIUM EXPENDITURES TO SOCIAL SECURITY INSTITUTIONS	130.000,00
46	35	1	19	1	9	9	387	5	2	1	CIVIL SERVANTS	130.000,00
46	35	1	19	1	9	9	387	5	3		PURCHASE of GOODS and SERVICES EXPENDITURES	16.666.000,00
46	35	1	19	1	9	9	387	5	3	2	PURCHASE OF GOODS AND MATERIAL FOR CONSUMPTION	411.000,00
46	35	1	19	1	9	9	387	5	3	3	TRAVEL ALLOWANCES	18.000,00
46	35	1	19	1	9	9	387	5	3	4	DUTY EXPENDITURES	11.000,00
46	35	1	19	1	9	9	387	5	3	5	SERVICE PROCUREMENT	16.027.000,00
46	35	1	19	1	9	9	387	5	3	6	REPRESENTATION AND PROMOTION EXPENDITURES	5.000,00
46	35	1	19	1	9	9	387	5	3	7	MOVABLE ESTATE, PURCHASE OF UNMATERIAL PREROGATIVE EXPENDITURES OF MAINTENANCE-REPAIR	166.000,00
46	35	1	19	1	9	9	387	5	3	8	IMMOVABLE GOODS MAINTANANCE AND REPAIR EXPENDITURES	26.000,00
46	35	1	19	1	9	9	387	5	3	9	TREATMENT AND FUNERAL EXPENDITURES	2.000,00
46	35	1	19	1	9	9	387	5	6		CAPITAL EXPENSES	39.000,00
46	35	1	19	1	9	9	387	5	6	1	PURCHASE OF FINISHED GOODS	19.000,00
46	35	1	19	1	9	9	387	5	6	7	IMMOVABLE MAJOR REPAIR EXPENSES	20.000,00
46	35	1	19	3							PUBLIC ORDER AND SECURITY SERVICES	117.726.000,00
46	35	1	19	3	1						Security Services	117.726.000,00
46	35	1	19	3	1	4					Institutional Security Services	117.726.000,00
46	35	1	19	3	1	4	384				Implementation of Protection and Security Services	117.726.000,00
46	35	1	19	3	1	4	384	5			Local Governments	117.726.000,00
46	35	1	19	3	1	4	384	5	1		PERSONNEL EXPENDITURES	2.164.000,00
46	35	1	19	3	1	4	384	5	1	1	CIVIL SERVANTS	2.164.000,00
46	35	1	19	3	1	4	384	5	2		PREMIUM EXPENDITURES TO SOCIAL SECURITY INSTITUTIONS	335.000,00
46	35	1	19	3	1	4	384	5	2	1	CIVIL SERVANTS	335.000,00
46	35	1	19	3	1	4	384	5	3		PURCHASE of GOODS and SERVICES EXPENDITURES	115.227.000,00
46	35	1	19	3	1	4	384	5	3	2	PURCHASE OF GOODS AND MATERIAL FOR CONSUMPTION	13.000,00
46	35	1	19	3	1	4	384	5	3	3	TRAVEL ALLOWANCES	5.000,00
46	35	1	19	3	1	4	384	5	3	4	DUTY EXPENDITURES	150.000,00
46	35	1	19	3	1	4	384	5	3	5	SERVICE PROCUREMENT	115.005.000,00
46	35	1	19	3	1	4	384	5	3	7	MOVABLE ESTATE, PURCHASE OF UNMATERIAL PREROGATIVE EXPENDITURES OF MAINTENANCE-REPAIR	54.000,00
46	35	1	19	7							HEALTH SERVICES	44.327.000,00
46	35	1	19	7	9						Unclassified Health Services	44.327.000,00
46	35	1	19	7	9	9					Unclassified Health Services	44.327.000,00
46	35	1	19	7	9	9	333				Implementation of Slaughterhouse Services	44.327.000,00
46	35	1	19	7	9	9	333	5			Local Governments	44.327.000,00
46	35	1	19	7	9	9	333	5	1		PERSONNEL EXPENDITURES	7.636.000,00
46	35	1	19	7	9	9	333	5	1	1	CIVIL SERVANTS	2.628.000,00
46	35	1	19	7	9	9	333	5	1	3	WORKERS	4.996.000,00
46	35	1	19	7	9	9	333	5	1	4	TEMPORARY PERSONNEL	12.000,00
46	35	1	19	7	9	9	333	5	2		PREMIUM EXPENDITURES TO SOCIAL SECURITY INSTITUTIONS	1.182.000,00
46	35	1	19	7	9	9	333	5	2	1	CIVIL SERVANTS	306.000,00
46	35	1	19	7	9	9	333	5	2	3	WORKERS	876.000,00
46	35	1	19	7	9	9	333	5	3		PURCHASE of GOODS and SERVICES EXPENDITURES	15.369.000,00
46	35	1	19	7	9	9	333	5	3	2	PURCHASE OF GOODS AND MATERIAL FOR CONSUMPTION	3.225.000,00
46	35	1	19	7	9	9	333	5	3	3	TRAVEL ALLOWANCES	25.000,00
46	35	1	19	7	9	9	333	5	3	4	DUTY EXPENDITURES	16.000,00
46	35	1	19	7	9	9	333	5	3	5	SERVICE PROCUREMENT	11.412.000,00
46	35	1	19	7	9	9	333	5	3	6	REPRESENTATION AND PROMOTION EXPENDITURES	25.000,00
46	35	1	19	7	9	9	333	5	3	7	MOVABLE ESTATE, PURCHASE OF UNMATERIAL PREROGATIVE EXPENDITURES OF MAINTENANCE-REPAIR	666.000,00
46	35	1	19	7	9	9	333	5	6		CAPITAL EXPENSES	20.140.000,00
46	35	1	19	7	9	9	333	5	6	1	PURCHASE OF FINISHED GOODS	140.000,00
46	35	1	19	7	9	9	333	5	6	5	IMMOVABLE CAPITAL PRODUCTION EXPENSES	20.000.000,00
46	35	1	20								SUPERVISORY BOARD DEPARTMENT	2.703.000,00
46	35	1	20	1							GENERAL PUBLIC SERVICES	2.703.000,00
46	35	1	20	1	1						LEGISLATIVE AND EXECUTIVE ORGANS,FINANCIAL AND FISCAL AFFAIRS,FOREIGN AFFAIRS SERVICES	2.703.000,00
46	35	1	20	1	1	9					Unclassified Legislative And Executive Organs,Financial And Fiscal Affairs,Foreign Affairs Services	2.703.000,00
46	35	1	20	1	1	9	0				Unclassified Legislative And Executive Organs,Financial And Fiscal Affairs,Foreign Affairs Services	2.703.000,00
46	35	1	20	1	1	9	0	5			Local Governments	2.703.000,00
46	35	1	20	1	1	9	0	5	1		PERSONNEL EXPENDITURES	2.246.000,00
46	35	1	20	1	1	9	0	5	1	1	CIVIL SERVANTS	2.240.000,00
46	35	1	20	1	1	9	0	5	1	4	TEMPORARY PERSONNEL	6.000,00
46	35	1	20	1	1	9	0	5	2		PREMIUM EXPENDITURES TO SOCIAL SECURITY INSTITUTIONS	268.000,00
46	35	1	20	1	1	9	0	5	2	1	CIVIL SERVANTS	268.000,00
46	35	1	20	1	1	9	0	5	3		PURCHASE of GOODS and SERVICES EXPENDITURES	189.000,00
46	35	1	20	1	1	9	0	5	3	2	PURCHASE OF GOODS AND MATERIAL FOR CONSUMPTION	43.000,00
46	35	1	20	1	1	9	0	5	3	4	DUTY EXPENDITURES	5.000,00
46	35	1	20	1	1	9	0	5	3	5	SERVICE PROCUREMENT	95.000,00
46	35	1	20	1	1	9	0	5	3	7	MOVABLE ESTATE, PURCHASE OF UNMATERIAL PREROGATIVE EXPENDITURES OF MAINTENANCE-REPAIR	46.000,00

APPROPRIATION SCHEDULE (A)

INSTITUTIONAL CLASSIFICATION				FUNCTIONAL CLASSIFICATION				F.T.	ECONOMIC CLASSIFICATION		EXPLANATION	BUDGET APPROPRIATION YEAR 2021 (TL)
I	II	III	IV	I	II	III	IV	I	I	II		
46	35	1	21								DEPARTMENT OF INTERNAL CONTROL	2.162.000,00
46	35	1	21	1							GENERAL PUBLIC SERVICES	2.162.000,00
46	35	1	21	1	1						LEGISLATIVE AND EXECUTIVE ORGANS,FINANCIAL AND FISCAL AFFAIRS,FOREIGN AFFAIRS SERVICES	2.162.000,00
46	35	1	21	1	1	9					Unclassified Legislative And Executive Organs,Financial And Fiscal Affairs,Foreign Affairs Services	2.162.000,00
46	35	1	21	1	1	9	0				Unclassified Legislative And Executive Organs,Financial And Fiscal Affairs,Foreign Affairs Services	2.162.000,00
46	35	1	21	1	1	9	0	5			Local Governments	2.162.000,00
46	35	1	21	1	1	9	0	5	1		PERSONNEL EXPENDITURES	1.806.000,00
46	35	1	21	1	1	9	0	5	1	1	CIVIL SERVANTS	1.806.000,00
46	35	1	21	1	1	9	0	5	2		PREMIUM EXPENDITURES TO SOCIAL SECURITY INSTITUTIONS	230.000,00
46	35	1	21	1	1	9	0	5	2	1	CIVIL SERVANTS	230.000,00
46	35	1	21	1	1	9	0	5	3		PURCHASE of GOODS and SERVICES EXPENDITURES	126.000,00
46	35	1	21	1	1	9	0	5	3	2	PURCHASE OF GOODS AND MATERIAL FOR CONSUMPTION	25.000,00
46	35	1	21	1	1	9	0	5	3	3	TRAVEL ALLOWANCES	42.000,00
46	35	1	21	1	1	9	0	5	3	5	SERVICE PROCUREMENT	50.000,00
46	35	1	21	1	1	9	0	5	3	7	MOVABLE ESTATE, PURCHASE OF UNMATERIAL PREROGATIVE EXPENDITURES OF MAINTENANCE-REPAIR	9.000,00
46	35	1	22								STRATEGY DEVELOPMENT DEPARTMENT	469.298.000,00
46	35	1	22	1							GENERAL PUBLIC SERVICES	469.298.000,00
46	35	1	22	1	1						LEGISLATIVE AND EXECUTIVE ORGANS,FINANCIAL AND FISCAL AFFAIRS,FOREIGN AFFAIRS SERVICES	463.514.000,00
46	35	1	22	1	1	2					Financial And Fiscal Affairs And Services	463.514.000,00
46	35	1	22	1	1	2	0				Financial And Fiscal Affairs And Services	462.989.000,00
46	35	1	22	1	1	2	0	5			Local Governments	462.989.000,00
46	35	1	22	1	1	2	0	5	1		PERSONNEL EXPENDITURES	494.000,00
46	35	1	22	1	1	2	0	5	1	1	CIVIL SERVANTS	479.000,00
46	35	1	22	1	1	2	0	5	1	4	TEMPORARY PERSONNEL	15.000,00
46	35	1	22	1	1	2	0	5	2		PREMIUM EXPENDITURES TO SOCIAL SECURITY INSTITUTIONS	48.000,00
46	35	1	22	1	1	2	0	5	2	1	CIVIL SERVANTS	48.000,00
46	35	1	22	1	1	2	0	5	3		PURCHASE of GOODS and SERVICES EXPENDITURES	42.167.000,00
46	35	1	22	1	1	2	0	5	3	2	PURCHASE OF GOODS AND MATERIAL FOR CONSUMPTION	34.000,00
46	35	1	22	1	1	2	0	5	3	3	TRAVEL ALLOWANCES	4.000,00
46	35	1	22	1	1	2	0	5	3	4	DUTY EXPENDITURES	19.000.000,00
46	35	1	22	1	1	2	0	5	3	5	SERVICE PROCUREMENT	23.110.000,00
46	35	1	22	1	1	2	0	5	3	6	REPRESENTATION AND PROMOTION EXPENDITURES	10.000,00
46	35	1	22	1	1	2	0	5	3	7	MOVABLE ESTATE, PURCHASE OF UNMATERIAL PREROGATIVE EXPENDITURES OF MAINTENANCE-REPAIR	9.000,00
46	35	1	22	1	1	2	0	5	4		INTEREST EXPENDITURES	420.280.000,00
46	35	1	22	1	1	2	0	5	4	2	OTHER DOMESTIC DEBT INTEREST EXPENDITURES	240.280.000,00
46	35	1	22	1	1	2	0	5	4	3	FOREIGN DEBT INTEREST EXPENDITURES	180.000.000,00
46	35	1	22	1	1	2	382				Gradation by The International Credit Rating Agencies	525.000,00
46	35	1	22	1	1	2	382	5			Local Governments	525.000,00
46	35	1	22	1	1	2	382	5	3		PURCHASE of GOODS and SERVICES EXPENDITURES	525.000,00
46	35	1	22	1	1	2	382	5	3	5	SERVICE PROCUREMENT	525.000,00
46	35	1	22	1	3						GENERAL SERVICES	4.782.000,00
46	35	1	22	1	3	2					General Planning And Statistics Services	4.782.000,00
46	35	1	22	1	3	2	0				General Planning And Statistics Services	1.549.000,00
46	35	1	22	1	3	2	0	5			Local Governments	1.549.000,00
46	35	1	22	1	3	2	0	5	1		PERSONNEL EXPENDITURES	1.161.000,00
46	35	1	22	1	3	2	0	5	1	1	CIVIL SERVANTS	1.143.000,00
46	35	1	22	1	3	2	0	5	1	4	TEMPORARY PERSONNEL	18.000,00
46	35	1	22	1	3	2	0	5	2		PREMIUM EXPENDITURES TO SOCIAL SECURITY INSTITUTIONS	133.000,00
46	35	1	22	1	3	2	0	5	2	1	CIVIL SERVANTS	133.000,00
46	35	1	22	1	3	2	0	5	3		PURCHASE of GOODS and SERVICES EXPENDITURES	255.000,00
46	35	1	22	1	3	2	0	5	3	2	PURCHASE OF GOODS AND MATERIAL FOR CONSUMPTION	72.000,00
46	35	1	22	1	3	2	0	5	3	3	TRAVEL ALLOWANCES	21.000,00
46	35	1	22	1	3	2	0	5	3	5	SERVICE PROCUREMENT	126.000,00
46	35	1	22	1	3	2	0	5	3	6	REPRESENTATION AND PROMOTION EXPENDITURES	23.000,00
46	35	1	22	1	3	2	0	5	3	7	MOVABLE ESTATE, PURCHASE OF UNMATERIAL PREROGATIVE EXPENDITURES OF MAINTENANCE-REPAIR	13.000,00
46	35	1	22	1	3	2	966				Implementation of Statistic and Internal Controlling Services	3.233.000,00
46	35	1	22	1	3	2	966	5			Local Governments	3.233.000,00
46	35	1	22	1	3	2	966	5	1		PERSONNEL EXPENDITURES	1.658.000,00
46	35	1	22	1	3	2	966	5	1	1	CIVIL SERVANTS	566.000,00
46	35	1	22	1	3	2	966	5	1	2	CONTRACTED PERSONNEL	1.092.000,00
46	35	1	22	1	3	2	966	5	2		PREMIUM EXPENDITURES TO SOCIAL SECURITY INSTITUTIONS	247.000,00
46	35	1	22	1	3	2	966	5	2	1	CIVIL SERVANTS	58.000,00
46	35	1	22	1	3	2	966	5	2	2	CONTRACTED PERSONNEL	189.000,00
46	35	1	22	1	3	2	966	5	3		PURCHASE of GOODS and SERVICES EXPENDITURES	1.328.000,00
46	35	1	22	1	3	2	966	5	3	2	PURCHASE OF GOODS AND MATERIAL FOR CONSUMPTION	257.000,00
46	35	1	22	1	3	2	966	5	3	3	TRAVEL ALLOWANCES	16.000,00
46	35	1	22	1	3	2	966	5	3	5	SERVICE PROCUREMENT	1.015.000,00
46	35	1	22	1	3	2	966	5	3	6	REPRESENTATION AND PROMOTION EXPENDITURES	40.000,00

APPROPRIATION SCHEDULE (A)

INSTITUTIONAL CLASSIFICATION				FUNCTIONAL CLASSIFICATION				F.T.	ECONOMIC CLASSIFICATION		EXPLANATION	BUDGET APPROPRIATION YEAR 2021 (TL)
I	II	III	IV	I	II	III	IV	I	I	II		
46	35	1	22	1	8						RESEARCH AND DEVELOPMENT SERVICES CONCERNING GENERAL PUBLIC SERVICES	1.002.000,00
46	35	1	22	1	8	8					Research And Development Services Concerning General Public Services	1.002.000,00
46	35	1	22	1	8	8	950				Implementation of Research and Development Services	1.002.000,00
46	35	1	22	1	8	8	950	5			Local Governments	1.002.000,00
46	35	1	22	1	8	8	950	5	1		PERSONNEL EXPENDITURES	828.000,00
46	35	1	22	1	8	8	950	5	1	1	CIVIL SERVANTS	546.000,00
46	35	1	22	1	8	8	950	5	1	2	CONTRACTED PERSONNEL	282.000,00
46	35	1	22	1	8	8	950	5	2		PREMIUM EXPENDITURES TO SOCIAL SECURITY INSTITUTIONS	105.000,00
46	35	1	22	1	8	8	950	5	2	1	CIVIL SERVANTS	58.000,00
46	35	1	22	1	8	8	950	5	2	2	CONTRACTED PERSONNEL	47.000,00
46	35	1	22	1	8	8	950	5	3		PURCHASE of GOODS and SERVICES EXPENDITURES	59.000,00
46	35	1	22	1	8	8	950	5	3	2	PURCHASE OF GOODS AND MATERIAL FOR CONSUMPTION	11.000,00
46	35	1	22	1	8	8	950	5	3	3	TRAVEL ALLOWANCES	10.000,00
46	35	1	22	1	8	8	950	5	3	5	SERVICE PROCUREMENT	8.000,00
46	35	1	22	1	8	8	950	5	3	6	REPRESENTATION AND PROMOTION EXPENDITURES	20.000,00
46	35	1	22	1	8	8	950	5	3	7	MOVABLE ESTATE, PURCHASE OF UNMATERIAL PREROGATIVE EXPENDITURES OF MAINTENANCE-REPAIR	10.000,00
46	35	1	22	1	8	8	950	5	6		CAPITAL EXPENSES	10.000,00
46	35	1	22	1	8	8	950	5	6	1	PURCHASE OF FINISHED GOODS	10.000,00
46	35	1	23								DEPARTMENT OF FINANCIAL SERVICES	1.160.696.000,00
46	35	1	23	1							GENERAL PUBLIC SERVICES	1.160.696.000,00
46	35	1	23	1	1						LEGISLATIVE AND EXECUTIVE ORGANS,FINANCIAL AND FISCAL AFFAIRS,FOREIGN AFFAIRS SERVICES	459.901.000,00
46	35	1	23	1	1	2					Financial And Fiscal Affairs And Services	459.901.000,00
46	35	1	23	1	1	2	0				Financial And Fiscal Affairs And Services	444.796.000,00
46	35	1	23	1	1	2	0	5			Local Governments	444.796.000,00
46	35	1	23	1	1	2	0	5	1		PERSONNEL EXPENDITURES	4.588.000,00
46	35	1	23	1	1	2	0	5	1	1	CIVIL SERVANTS	4.401.000,00
46	35	1	23	1	1	2	0	5	1	4	TEMPORARY PERSONNEL	187.000,00
46	35	1	23	1	1	2	0	5	2		PREMIUM EXPENDITURES TO SOCIAL SECURITY INSTITUTIONS	599.000,00
46	35	1	23	1	1	2	0	5	2	1	CIVIL SERVANTS	599.000,00
46	35	1	23	1	1	2	0	5	3		PURCHASE of GOODS and SERVICES EXPENDITURES	538.000,00
46	35	1	23	1	1	2	0	5	3	2	PURCHASE OF GOODS AND MATERIAL FOR CONSUMPTION	197.000,00
46	35	1	23	1	1	2	0	5	3	3	TRAVEL ALLOWANCES	27.000,00
46	35	1	23	1	1	2	0	5	3	4	DUTY EXPENDITURES	110.000,00
46	35	1	23	1	1	2	0	5	3	5	SERVICE PROCUREMENT	143.000,00
46	35	1	23	1	1	2	0	5	3	6	REPRESENTATION AND PROMOTION EXPENDITURES	4.000,00
46	35	1	23	1	1	2	0	5	3	7	MOVABLE ESTATE, PURCHASE OF UNMATERIAL PREROGATIVE EXPENDITURES OF MAINTENANCE-REPAIR	52.000,00
46	35	1	23	1	1	2	0	5	3	8	IMMOVABLE GOODS MAINTANANCE AND REPAIR EXPENDITURES	5.000,00
46	35	1	23	1	1	2	0	5	5		CURRENT TRANSFERS	14.050.000,00
46	35	1	23	1	1	2	0	5	5	3	TRANSFERS TO NON PROFIT ORGANIZATIONS	14.050.000,00
46	35	1	23	1	1	2	0	5	6		CAPITAL EXPENSES	21.000,00
46	35	1	23	1	1	2	0	5	6	1	PURCHASE OF FINISHED GOODS	21.000,00
46	35	1	23	1	1	2	0	5	9		RESERVE APPROPRIATIONS	425.000.000,00
46	35	1	23	1	1	2	0	5	9	1	PERSONNEL EXPENSES APPROPRIATION	13.000.000,00
46	35	1	23	1	1	2	0	5	9	6	RESERVE APPROPRIATION	412.000.000,00
46	35	1	23	1	1	2	374				Implementation of Revenue Services	10.831.000,00
46	35	1	23	1	1	2	374	5			Local Governments	10.831.000,00
46	35	1	23	1	1	2	374	5	1		PERSONNEL EXPENDITURES	9.370.000,00
46	35	1	23	1	1	2	374	5	1	1	CIVIL SERVANTS	9.341.000,00
46	35	1	23	1	1	2	374	5	1	4	TEMPORARY PERSONNEL	29.000,00
46	35	1	23	1	1	2	374	5	2		PREMIUM EXPENDITURES TO SOCIAL SECURITY INSTITUTIONS	1.316.000,00
46	35	1	23	1	1	2	374	5	2	1	CIVIL SERVANTS	1.316.000,00
46	35	1	23	1	1	2	374	5	3		PURCHASE of GOODS and SERVICES EXPENDITURES	145.000,00
46	35	1	23	1	1	2	374	5	3	2	PURCHASE OF GOODS AND MATERIAL FOR CONSUMPTION	55.000,00
46	35	1	23	1	1	2	374	5	3	3	TRAVEL ALLOWANCES	41.000,00
46	35	1	23	1	1	2	374	5	3	4	DUTY EXPENDITURES	10.000,00
46	35	1	23	1	1	2	374	5	3	5	SERVICE PROCUREMENT	12.000,00
46	35	1	23	1	1	2	374	5	3	7	MOVABLE ESTATE, PURCHASE OF UNMATERIAL PREROGATIVE EXPENDITURES OF MAINTENANCE-REPAIR	27.000,00
46	35	1	23	1	1	2	667				Implementation of Enforcement And Proceeding Services	4.274.000,00
46	35	1	23	1	1	2	667	5			Local Governments	4.274.000,00
46	35	1	23	1	1	2	667	5	1		PERSONNEL EXPENDITURES	3.678.000,00
46	35	1	23	1	1	2	667	5	1	1	CIVIL SERVANTS	3.661.000,00
46	35	1	23	1	1	2	667	5	1	4	TEMPORARY PERSONNEL	17.000,00
46	35	1	23	1	1	2	667	5	2		PREMIUM EXPENDITURES TO SOCIAL SECURITY INSTITUTIONS	476.000,00
46	35	1	23	1	1	2	667	5	2	1	CIVIL SERVANTS	476.000,00
46	35	1	23	1	1	2	667	5	3		PURCHASE of GOODS and SERVICES EXPENDITURES	110.000,00
46	35	1	23	1	1	2	667	5	3	2	PURCHASE OF GOODS AND MATERIAL FOR CONSUMPTION	25.000,00
46	35	1	23	1	1	2	667	5	3	3	TRAVEL ALLOWANCES	7.000,00
46	35	1	23	1	1	2	667	5	3	4	DUTY EXPENDITURES	14.000,00
46	35	1	23	1	1	2	667	5	3	5	SERVICE PROCUREMENT	46.000,00
46	35	1	23	1	1	2	667	5	3	7	MOVABLE ESTATE, PURCHASE OF UNMATERIAL PREROGATIVE EXPENDITURES OF MAINTENANCE-REPAIR	18.000,00
46	35	1	23	1	1	2	667	5	6		CAPITAL EXPENSES	10.000,00
46	35	1	23	1	1	2	667	5	6	1	PURCHASE OF FINISHED GOODS	10.000,00

APPROPRIATION SCHEDULE (A)

INSTITUTIONAL CLASSIFICATION				FUNCTIONAL CLASSIFICATION				F.T.	ECONOMIC CLASSIFICATION		EXPLANATION	BUDGET APPROPRIATION YEAR 2021 (TL)
I	II	III	IV	I	II	III	IV	I	I	II		
46	35	1	23	1	3						GENERAL SERVICES	6.795.000,00
46	35	1	23	1	3	9					Other General Services	6.795.000,00
46	35	1	23	1	3	9	0				Other General Services	6.795.000,00
46	35	1	23	1	3	9	0	5			Local Governments	6.795.000,00
46	35	1	23	1	3	9	0	5	1		PERSONNEL EXPENDITURES	1.734.000,00
46	35	1	23	1	3	9	0	5	1	1	CIVIL SERVANTS	1.716.000,00
46	35	1	23	1	3	9	0	5	1	4	TEMPORARY PERSONNEL	18.000,00
46	35	1	23	1	3	9	0	5	2		PREMIUM EXPENDITURES TO SOCIAL SECURITY INSTITUTIONS	233.000,00
46	35	1	23	1	3	9	0	5	2	1	CIVIL SERVANTS	233.000,00
46	35	1	23	1	3	9	0	5	3		PURCHASE of GOODS and SERVICES EXPENDITURES	4.520.000,00
46	35	1	23	1	3	9	0	5	3	2	PURCHASE OF GOODS AND MATERIAL FOR CONSUMPTION	2.682.000,00
46	35	1	23	1	3	9	0	5	3	3	TRAVEL ALLOWANCES	7.000,00
46	35	1	23	1	3	9	0	5	3	4	DUTY EXPENDITURES	1.000,00
46	35	1	23	1	3	9	0	5	3	5	SERVICE PROCUREMENT	1.631.000,00
46	35	1	23	1	3	9	0	5	3	7	MOVABLE ESTATE, PURCHASE OF UNMATERIAL PREROGATIVE EXPENDITURES OF MAINTENANCE-REPAIR	189.000,00
46	35	1	23	1	3	9	0	5	3	8	IMMOVABLE GOODS MAINTANANCE AND REPAIR EXPENDITURES	10.000,00
46	35	1	23	1	3	9	0	5	6		CAPITAL EXPENSES	308.000,00
46	35	1	23	1	3	9	0	5	6	1	PURCHASE OF FINISHED GOODS	308.000,00
46	35	1	23	1	6						Services Concerning General Qualified Transfers	694.000.000,00
46	35	1	23	1	6	0					Services Concerning General Qualified Transfers	694.000.000,00
46	35	1	23	1	6	0	0				Services Concerning General Qualified Transfers	694.000.000,00
46	35	1	23	1	6	0	0	5			Local Governments	694.000.000,00
46	35	1	23	1	6	0	0	5	5		CURRENT TRANSFERS	594.000.000,00
46	35	1	23	1	6	0	0	5	5	2	TREASURY AIDS	500.000.000,00
46	35	1	23	1	6	0	0	5	5	3	TRANSFERS TO NON PROFIT ORGANIZATIONS	4.000.000,00
46	35	1	23	1	6	0	0	5	5	8	ALLOCATIONS FROM MUNICIPAL REVENUES	90.000.000,00
46	35	1	23	1	6	0	0	5	7		CAPITAL TRANSFERS	100.000.000,00
46	35	1	23	1	6	0	0	5	7	1	DOMESTIC CAPITAL TRANSFERS	100.000.000,00
46	35	1	24								FIRST LEGAL ADVISORY	20.097.000,00
46	35	1	24	1							GENERAL PUBLIC SERVICES	20.097.000,00
46	35	1	24	1	3						GENERAL SERVICES	20.097.000,00
46	35	1	24	1	3	9					Other General Services	20.097.000,00
46	35	1	24	1	3	9	0				Other General Services	20.097.000,00
46	35	1	24	1	3	9	0	5			Local Governments	20.097.000,00
46	35	1	24	1	3	9	0	5	1		PERSONNEL EXPENDITURES	8.708.000,00
46	35	1	24	1	3	9	0	5	1	1	CIVIL SERVANTS	6.008.000,00
46	35	1	24	1	3	9	0	5	1	2	CONTRACTED PERSONNEL	2.700.000,00
46	35	1	24	1	3	9	0	5	2		PREMIUM EXPENDITURES TO SOCIAL SECURITY INSTITUTIONS	1.142.000,00
46	35	1	24	1	3	9	0	5	2	1	CIVIL SERVANTS	712.000,00
46	35	1	24	1	3	9	0	5	2	2	CONTRACTED PERSONNEL	430.000,00
46	35	1	24	1	3	9	0	5	3		PURCHASE of GOODS and SERVICES EXPENDITURES	10.247.000,00
46	35	1	24	1	3	9	0	5	3	2	PURCHASE OF GOODS AND MATERIAL FOR CONSUMPTION	62.000,00
46	35	1	24	1	3	9	0	5	3	3	TRAVEL ALLOWANCES	21.000,00
46	35	1	24	1	3	9	0	5	3	4	DUTY EXPENDITURES	10.015.000,00
46	35	1	24	1	3	9	0	5	3	5	SERVICE PROCUREMENT	36.000,00
46	35	1	24	1	3	9	0	5	3	7	MOVABLE ESTATE, PURCHASE OF UNMATERIAL PREROGATIVE EXPENDITURES OF MAINTENANCE-REPAIR	113.000,00
46	35	1	25								DEPARTMENT OF PRESS, PUBLICATIONS AND PUBLIC RELATIONS	55.177.000,00
46	35	1	25	1							GENERAL PUBLIC SERVICES	30.547.000,00
46	35	1	25	1	1						LEGISLATIVE AND EXECUTIVE ORGANS,FINANCIAL AND FISCAL AFFAIRS,FOREIGN AFFAIRS SERVICES	13.852.000,00
46	35	1	25	1	1	1					Legislative and Executive Organs Services	13.852.000,00
46	35	1	25	1	1	1	820				Implementation of Public Relations Services	13.852.000,00
46	35	1	25	1	1	1	820	5			Local Governments	13.852.000,00
46	35	1	25	1	1	1	820	5	1		PERSONNEL EXPENDITURES	1.088.000,00
46	35	1	25	1	1	1	820	5	1	1	CIVIL SERVANTS	1.036.000,00
46	35	1	25	1	1	1	820	5	1	4	TEMPORARY PERSONNEL	52.000,00
46	35	1	25	1	1	1	820	5	2		PREMIUM EXPENDITURES TO SOCIAL SECURITY INSTITUTIONS	127.000,00
46	35	1	25	1	1	1	820	5	2	1	CIVIL SERVANTS	127.000,00
46	35	1	25	1	1	1	820	5	3		PURCHASE of GOODS and SERVICES EXPENDITURES	12.542.000,00
46	35	1	25	1	1	1	820	5	3	2	PURCHASE OF GOODS AND MATERIAL FOR CONSUMPTION	94.000,00
46	35	1	25	1	1	1	820	5	3	3	TRAVEL ALLOWANCES	10.000,00
46	35	1	25	1	1	1	820	5	3	5	SERVICE PROCUREMENT	12.106.000,00
46	35	1	25	1	1	1	820	5	3	6	REPRESENTATION AND PROMOTION EXPENDITURES	250.000,00
46	35	1	25	1	1	1	820	5	3	7	MOVABLE ESTATE, PURCHASE OF UNMATERIAL PREROGATIVE EXPENDITURES OF MAINTENANCE-REPAIR	82.000,00
46	35	1	25	1	1	1	820	5	6		CAPITAL EXPENSES	95.000,00
46	35	1	25	1	1	1	820	5	6	1	PURCHASE OF FINISHED GOODS	10.000,00
46	35	1	25	1	1	1	820	5	6	3	PURCHASE OF INTANGIBLE PROPERTIES	85.000,00
46	35	1	25	1	9						UNCLASSIFIED GENERAL PUBLIC SERVICES	16.695.000,00
46	35	1	25	1	9	9					Unclassified General Public Services	16.695.000,00
46	35	1	25	1	9	9	819				Implementation of Institutional Promotion Services	16.695.000,00
46	35	1	25	1	9	9	819	5			Local Governments	16.695.000,00

APPROPRIATION SCHEDULE (A)

INSTITUTIONAL CLASSIFICATION				FUNCTIONAL CLASSIFICATION				F.T.	ECONOMIC CLASSIFICATION		EXPLANATION	BUDGET APPROPRIATION YEAR 2021 (TL)
I	II	III	IV	I	II	III	IV	I	I	II		
46	35	1	25	1	9	9	819	5	1		PERSONNEL EXPENDITURES	1.427.000,00
46	35	1	25	1	9	9	819	5	1	1	CIVIL SERVANTS	851.000,00
46	35	1	25	1	9	9	819	5	1	2	CONTRACTED PERSONNEL	509.000,00
46	35	1	25	1	9	9	819	5	1	4	TEMPORARY PERSONNEL	67.000,00
46	35	1	25	1	9	9	819	5	2		PREMIUM EXPENDITURES TO SOCIAL SECURITY INSTITUTIONS	182.000,00
46	35	1	25	1	9	9	819	5	2	1	CIVIL SERVANTS	98.000,00
46	35	1	25	1	9	9	819	5	2	2	CONTRACTED PERSONNEL	84.000,00
46	35	1	25	1	9	9	819	5	3		PURCHASE of GOODS and SERVICES EXPENDITURES	12.978.000,00
46	35	1	25	1	9	9	819	5	3	2	PURCHASE OF GOODS AND MATERIAL FOR CONSUMPTION	8.673.000,00
46	35	1	25	1	9	9	819	5	3	3	TRAVEL ALLOWANCES	30.000,00
46	35	1	25	1	9	9	819	5	3	4	DUTY EXPENDITURES	153.000,00
46	35	1	25	1	9	9	819	5	3	5	SERVICE PROCUREMENT	367.000,00
46	35	1	25	1	9	9	819	5	3	6	REPRESENTATION AND PROMOTION EXPENDITURES	1.750.000,00
46	35	1	25	1	9	9	819	5	3	7	MOVABLE ESTATE, PURCHASE OF UNMATERIAL PREROGATIVE EXPENDITURES OF MAINTENANCE-REPAIR	2.005.000,00
46	35	1	25	1	9	9	819	5	6		CAPITAL EXPENSES	2.108.000,00
46	35	1	25	1	9	9	819	5	6	1	PURCHASE OF FINISHED GOODS	2.000.000,00
46	35	1	25	1	9	9	819	5	6	3	PURCHASE OF INTANGIBLE PROPERTIES	108.000,00
46	35	1	25	8							RECREATIONAL, CULTURAL AND RELIGIOUS SERVICES	24.630.000,00
46	35	1	25	8	3						Publication and Broadcasting Services	24.630.000,00
46	35	1	25	8	3	0					Publication and Broadcasting Services	24.630.000,00
46	35	1	25	8	3	0	321				Implementation of Public Relations and Monitoring the Press and Media	24.630.000,00
46	35	1	25	8	3	0	321	5			Local Governments	24.630.000,00
46	35	1	25	8	3	0	321	5	1		PERSONNEL EXPENDITURES	878.000,00
46	35	1	25	8	3	0	321	5	1	1	CIVIL SERVANTS	860.000,00
46	35	1	25	8	3	0	321	5	1	4	TEMPORARY PERSONNEL	18.000,00
46	35	1	25	8	3	0	321	5	2		PREMIUM EXPENDITURES TO SOCIAL SECURITY INSTITUTIONS	109.000,00
46	35	1	25	8	3	0	321	5	2	1	CIVIL SERVANTS	109.000,00
46	35	1	25	8	3	0	321	5	3		PURCHASE of GOODS and SERVICES EXPENDITURES	23.493.000,00
46	35	1	25	8	3	0	321	5	3	2	PURCHASE OF GOODS AND MATERIAL FOR CONSUMPTION	1.318.000,00
46	35	1	25	8	3	0	321	5	3	3	TRAVEL ALLOWANCES	37.000,00
46	35	1	25	8	3	0	321	5	3	4	DUTY EXPENDITURES	96.000,00
46	35	1	25	8	3	0	321	5	3	5	SERVICE PROCUREMENT	14.768.000,00
46	35	1	25	8	3	0	321	5	3	6	REPRESENTATION AND PROMOTION EXPENDITURES	7.120.000,00
46	35	1	25	8	3	0	321	5	3	7	MOVABLE ESTATE, PURCHASE OF UNMATERIAL PREROGATIVE EXPENDITURES OF MAINTENANCE-REPAIR	154.000,00
46	35	1	25	8	3	0	321	5	6		CAPITAL EXPENSES	150.000,00
46	35	1	25	8	3	0	321	5	6	1	PURCHASE OF FINISHED GOODS	150.000,00
46	35	1	26								DIRECTORATE OF PROTOCOL	16.799.000,00
46	35	1	26	1							GENERAL PUBLIC SERVICES	16.799.000,00
46	35	1	26	1	9						UNCLASSIFIED GENERAL PUBLIC SERVICES	16.799.000,00
46	35	1	26	1	9	9					Unclassified General Public Services	16.799.000,00
46	35	1	26	1	9	9	0				Unclassified General Public Services	16.799.000,00
46	35	1	26	1	9	9	0	5			Local Governments	16.799.000,00
46	35	1	26	1	9	9	0	5	1		PERSONNEL EXPENDITURES	575.000,00
46	35	1	26	1	9	9	0	5	1	1	CIVIL SERVANTS	555.000,00
46	35	1	26	1	9	9	0	5	1	4	TEMPORARY PERSONNEL	20.000,00
46	35	1	26	1	9	9	0	5	2		PREMIUM EXPENDITURES TO SOCIAL SECURITY INSTITUTIONS	82.000,00
46	35	1	26	1	9	9	0	5	2	1	CIVIL SERVANTS	82.000,00
46	35	1	26	1	9	9	0	5	3		PURCHASE of GOODS and SERVICES EXPENDITURES	16.142.000,00
46	35	1	26	1	9	9	0	5	3	2	PURCHASE OF GOODS AND MATERIAL FOR CONSUMPTION	26.000,00
46	35	1	26	1	9	9	0	5	3	3	TRAVEL ALLOWANCES	8.000,00
46	35	1	26	1	9	9	0	5	3	5	SERVICE PROCUREMENT	91.000,00
46	35	1	26	1	9	9	0	5	3	6	REPRESENTATION AND PROMOTION EXPENDITURES	16.000.000,00
46	35	1	26	1	9	9	0	5	3	7	MOVABLE ESTATE, PURCHASE OF UNMATERIAL PREROGATIVE EXPENDITURES OF MAINTENANCE-REPAIR	17.000,00
46	35	1	27								DEPARTMENT OF FOREIGN RELATIONS AND TOURISM	17.649.000,00
46	35	1	27	1							GENERAL PUBLIC SERVICES	4.697.000,00
46	35	1	27	1	3						GENERAL SERVICES	4.697.000,00
46	35	1	27	1	3	2					General Planning And Statistics Services	4.697.000,00
46	35	1	27	1	3	2	0				General Planning And Statistics Services	574.000,00
46	35	1	27	1	3	2	0	5			Local Governments	574.000,00
46	35	1	27	1	3	2	0	5	1		PERSONNEL EXPENDITURES	257.000,00
46	35	1	27	1	3	2	0	5	1	1	CIVIL SERVANTS	257.000,00
46	35	1	27	1	3	2	0	5	2		PREMIUM EXPENDITURES TO SOCIAL SECURITY INSTITUTIONS	30.000,00
46	35	1	27	1	3	2	0	5	2	1	CIVIL SERVANTS	30.000,00
46	35	1	27	1	3	2	0	5	3		PURCHASE of GOODS and SERVICES EXPENDITURES	117.000,00
46	35	1	27	1	3	2	0	5	3	2	PURCHASE OF GOODS AND MATERIAL FOR CONSUMPTION	30.000,00
46	35	1	27	1	3	2	0	5	3	3	TRAVEL ALLOWANCES	30.000,00
46	35	1	27	1	3	2	0	5	3	4	DUTY EXPENDITURES	2.000,00
46	35	1	27	1	3	2	0	5	3	5	SERVICE PROCUREMENT	10.000,00
46	35	1	27	1	3	2	0	5	3	6	REPRESENTATION AND PROMOTION EXPENDITURES	40.000,00
46	35	1	27	1	3	2	0	5	3	7	MOVABLE ESTATE, PURCHASE OF UNMATERIAL PREROGATIVE EXPENDITURES OF MAINTENANCE-REPAIR	5.000,00
46	35	1	27	1	3	2	0	5	5		CURRENT TRANSFERS	170.000,00
46	35	1	27	1	3	2	0	5	5	3	TRANSFERS TO NON PROFIT ORGANIZATIONS	160.000,00
46	35	1	27	1	3	2	0	5	5	6	TRANSFERS TO ABROAD	10.000,00

APPROPRIATION SCHEDULE (A)

INSTITUTIONAL CLASSIFICATION				FUNCTIONAL CLASSIFICATION				F.T.	ECONOMIC CLASSIFICATION		EXPLANATION	BUDGET APPROPRIATION YEAR 2021 (TL)
I	II	III	IV	I	II	III	IV	I	I	II		
46	35	1	27	1	3	2	313				Implementation of the Foreign Relations and Tourism Services	3.723.000,00
46	35	1	27	1	3	2	313	5			Local Governments	3.723.000,00
46	35	1	27	1	3	2	313	5	1		PERSONNEL EXPENDITURES	1.372.000,00
46	35	1	27	1	3	2	313	5	1	1	CIVIL SERVANTS	657.000,00
46	35	1	27	1	3	2	313	5	1	2	CONTRACTED PERSONNEL	715.000,00
46	35	1	27	1	3	2	313	5	2		PREMIUM EXPENDITURES TO SOCIAL SECURITY INSTITUTIONS	193.000,00
46	35	1	27	1	3	2	313	5	2	1	CIVIL SERVANTS	73.000,00
46	35	1	27	1	3	2	313	5	2	2	CONTRACTED PERSONNEL	120.000,00
46	35	1	27	1	3	2	313	5	3		PURCHASE of GOODS and SERVICES EXPENDITURES	1.778.000,00
46	35	1	27	1	3	2	313	5	3	2	PURCHASE OF GOODS AND MATERIAL FOR CONSUMPTION	115.000,00
46	35	1	27	1	3	2	313	5	3	3	TRAVEL ALLOWANCES	115.000,00
46	35	1	27	1	3	2	313	5	3	4	DUTY EXPENDITURES	3.000,00
46	35	1	27	1	3	2	313	5	3	5	SERVICE PROCUREMENT	916.000,00
46	35	1	27	1	3	2	313	5	3	6	REPRESENTATION AND PROMOTION EXPENDITURES	550.000,00
46	35	1	27	1	3	2	313	5	3	7	MOVABLE ESTATE, PURCHASE OF UNMATERIAL PREROGATIVE EXPENDITURES OF MAINTENANCE-REPAIR	79.000,00
46	35	1	27	1	3	2	313	5	5		CURRENT TRANSFERS	345.000,00
46	35	1	27	1	3	2	313	5	5	3	TRANSFERS TO NON PROFIT ORGANIZATIONS	13.000,00
46	35	1	27	1	3	2	313	5	5	6	TRANSFERS TO ABROAD	332.000,00
46	35	1	27	1	3	2	313	5	6		CAPITAL EXPENSES	35.000,00
46	35	1	27	1	3	2	313	5	6	1	PURCHASE OF FINISHED GOODS	35.000,00
46	35	1	27	1	3	2	509				Izmir's Trade And Port Improvement Project	100.000,00
46	35	1	27	1	3	2	509	5			Local Governments	100.000,00
46	35	1	27	1	3	2	509	5	3		PURCHASE of GOODS and SERVICES EXPENDITURES	100.000,00
46	35	1	27	1	3	2	509	5	3	6	REPRESENTATION AND PROMOTION EXPENDITURES	100.000,00
46	35	1	27	1	3	2	540				Hosting Program For İnternational Events	100.000,00
46	35	1	27	1	3	2	540	5			Local Governments	100.000,00
46	35	1	27	1	3	2	540	5	3		PURCHASE of GOODS and SERVICES EXPENDITURES	100.000,00
46	35	1	27	1	3	2	540	5	3	6	REPRESENTATION AND PROMOTION EXPENDITURES	100.000,00
46	35	1	27	1	3	2	891				Mediterranean City Portraits	100.000,00
46	35	1	27	1	3	2	891	5			Local Governments	100.000,00
46	35	1	27	1	3	2	891	5	3		PURCHASE of GOODS and SERVICES EXPENDITURES	100.000,00
46	35	1	27	1	3	2	891	5	3	6	REPRESENTATION AND PROMOTION EXPENDITURES	100.000,00
46	35	1	27	1	3	2	986				Awards of IZMIR	100.000,00
46	35	1	27	1	3	2	986	5			Local Governments	100.000,00
46	35	1	27	1	3	2	986	5	3		PURCHASE of GOODS and SERVICES EXPENDITURES	100.000,00
46	35	1	27	1	3	2	986	5	3	6	REPRESENTATION AND PROMOTION EXPENDITURES	100.000,00
46	35	1	27	4							FINANCIAL AFFAIRS AND SERVICES	6.014.000,00
46	35	1	27	4	7						Other Industries	6.014.000,00
46	35	1	27	4	7	3					Tourism Services	6.014.000,00
46	35	1	27	4	7	3	522				Implementation of Tourism Services	5.014.000,00
46	35	1	27	4	7	3	522	5			Local Governments	5.014.000,00
46	35	1	27	4	7	3	522	5	1		PERSONNEL EXPENDITURES	420.000,00
46	35	1	27	4	7	3	522	5	1	1	CIVIL SERVANTS	412.000,00
46	35	1	27	4	7	3	522	5	1	4	TEMPORARY PERSONNEL	8.000,00
46	35	1	27	4	7	3	522	5	2		PREMIUM EXPENDITURES TO SOCIAL SECURITY INSTITUTIONS	52.000,00
46	35	1	27	4	7	3	522	5	2	1	CIVIL SERVANTS	52.000,00
46	35	1	27	4	7	3	522	5	3		PURCHASE of GOODS and SERVICES EXPENDITURES	3.357.000,00
46	35	1	27	4	7	3	522	5	3	2	PURCHASE OF GOODS AND MATERIAL FOR CONSUMPTION	426.000,00
46	35	1	27	4	7	3	522	5	3	3	TRAVEL ALLOWANCES	100.000,00
46	35	1	27	4	7	3	522	5	3	5	SERVICE PROCUREMENT	1.321.000,00
46	35	1	27	4	7	3	522	5	3	6	REPRESENTATION AND PROMOTION EXPENDITURES	1.400.000,00
46	35	1	27	4	7	3	522	5	3	7	MOVABLE ESTATE, PURCHASE OF UNMATERIAL PREROGATIVE EXPENDITURES OF MAINTENANCE-REPAIR	110.000,00
46	35	1	27	4	7	3	522	5	5		CURRENT TRANSFERS	1.010.000,00
46	35	1	27	4	7	3	522	5	5	3	TRANSFERS TO NON PROFIT ORGANIZATIONS	1.000.000,00
46	35	1	27	4	7	3	522	5	5	6	TRANSFERS TO ABROAD	10.000,00
46	35	1	27	4	7	3	522	5	6		CAPITAL EXPENSES	175.000,00
46	35	1	27	4	7	3	522	5	6	1	PURCHASE OF FINISHED GOODS	175.000,00
46	35	1	27	4	7	3	523				Establishment Of Tourism Information Office	500.000,00
46	35	1	27	4	7	3	523	5			Local Governments	500.000,00
46	35	1	27	4	7	3	523	5	3		PURCHASE of GOODS and SERVICES EXPENDITURES	500.000,00
46	35	1	27	4	7	3	523	5	3	6	REPRESENTATION AND PROMOTION EXPENDITURES	500.000,00
46	35	1	27	4	7	3	533				Protection of Izmir Destinations and Unesco World Heritage Areas	500.000,00
46	35	1	27	4	7	3	533	5			Local Governments	500.000,00
46	35	1	27	4	7	3	533	5	3		PURCHASE of GOODS and SERVICES EXPENDITURES	500.000,00
46	35	1	27	4	7	3	533	5	3	6	REPRESENTATION AND PROMOTION EXPENDITURES	500.000,00
46	35	1	27	8							RECREATIONAL, CULTURAL AND RELIGIOUS SERVICES	6.938.000,00
46	35	1	27	8	2						Cultural Services	6.938.000,00
46	35	1	27	8	2	0					Cultural Services	6.938.000,00
46	35	1	27	8	2	0	191				Publication Activity	480.000,00
46	35	1	27	8	2	0	191	5			Local Governments	480.000,00
46	35	1	27	8	2	0	191	5	3		PURCHASE of GOODS and SERVICES EXPENDITURES	480.000,00
46	35	1	27	8	2	0	191	5	3	2	PURCHASE OF GOODS AND MATERIAL FOR CONSUMPTION	200.000,00
46	35	1	27	8	2	0	191	5	3	5	SERVICE PROCUREMENT	270.000,00
46	35	1	27	8	2	0	191	5	3	7	MOVABLE ESTATE, PURCHASE OF UNMATERIAL PREROGATIVE EXPENDITURES OF MAINTENANCE-REPAIR	10.000,00

APPROPRIATION SCHEDULE (A)

INSTITUTIONAL CLASSIFICATION				FUNCTIONAL CLASSIFICATION				F.T.	ECONOMIC CLASSIFICATION		EXPLANATION	BUDGET APPROPRIATION YEAR 2021 (TL)
I	II	III	IV	I	II	III	IV	I	I	II		
46	35	1	27	8	2	0	510				Culture Lab Izmir	55.000,00
46	35	1	27	8	2	0	510	5			Local Governments	55.000,00
46	35	1	27	8	2	0	510	5	3		PURCHASE of GOODS and SERVICES EXPENDITURES	55.000,00
46	35	1	27	8	2	0	510	5	3	5	SERVICE PROCUREMENT	50.000,00
46	35	1	27	8	2	0	510	5	3	6	REPRESENTATION AND PROMOTION EXPENDITURES	5.000,00
46	35	1	27	8	2	0	524				Building Public Space And Community	55.000,00
46	35	1	27	8	2	0	524	5			Local Governments	55.000,00
46	35	1	27	8	2	0	524	5	3		PURCHASE of GOODS and SERVICES EXPENDITURES	55.000,00
46	35	1	27	8	2	0	524	5	3	5	SERVICE PROCUREMENT	30.000,00
46	35	1	27	8	2	0	524	5	3	6	REPRESENTATION AND PROMOTION EXPENDITURES	25.000,00
46	35	1	27	8	2	0	527				Mediterranean For Children	150.000,00
46	35	1	27	8	2	0	527	5			Local Governments	150.000,00
46	35	1	27	8	2	0	527	5	3		PURCHASE of GOODS and SERVICES EXPENDITURES	150.000,00
46	35	1	27	8	2	0	527	5	3	5	SERVICE PROCUREMENT	140.000,00
46	35	1	27	8	2	0	527	5	3	6	REPRESENTATION AND PROMOTION EXPENDITURES	10.000,00
46	35	1	27	8	2	0	554				UCLG Culture Summit 2021 Studies	1.297.000,00
46	35	1	27	8	2	0	554	5			Local Governments	1.297.000,00
46	35	1	27	8	2	0	554	5	3		PURCHASE of GOODS and SERVICES EXPENDITURES	857.000,00
46	35	1	27	8	2	0	554	5	3	5	SERVICE PROCUREMENT	195.000,00
46	35	1	27	8	2	0	554	5	3	6	REPRESENTATION AND PROMOTION EXPENDITURES	662.000,00
46	35	1	27	8	2	0	554	5	5		CURRENT TRANSFERS	440.000,00
46	35	1	27	8	2	0	554	5	5	6	TRANSFERS TO ABROAD	440.000,00
46	35	1	27	8	2	0	889				National and International Scientific Meeting, Panel, Conference, Seminar, Workshop, Symposium, Forum Activities	300.000,00
46	35	1	27	8	2	0	889	5			Local Governments	300.000,00
46	35	1	27	8	2	0	889	5	3		PURCHASE of GOODS and SERVICES EXPENDITURES	300.000,00
46	35	1	27	8	2	0	889	5	3	5	SERVICE PROCUREMENT	160.000,00
46	35	1	27	8	2	0	889	5	3	6	REPRESENTATION AND PROMOTION EXPENDITURES	140.000,00
46	35	1	27	8	2	0	891				Mediterranean City Portraits	90.000,00
46	35	1	27	8	2	0	891	5			Local Governments	90.000,00
46	35	1	27	8	2	0	891	5	3		PURCHASE of GOODS and SERVICES EXPENDITURES	90.000,00
46	35	1	27	8	2	0	891	5	3	2	PURCHASE OF GOODS AND MATERIAL FOR CONSUMPTION	5.000,00
46	35	1	27	8	2	0	891	5	3	4	DUTY EXPENDITURES	50.000,00
46	35	1	27	8	2	0	891	5	3	5	SERVICE PROCUREMENT	25.000,00
46	35	1	27	8	2	0	891	5	3	6	REPRESENTATION AND PROMOTION EXPENDITURES	10.000,00
46	35	1	27	8	2	0	893				Researches and Coordination and Creating Awareness Activities on Bio-diversity and Ecology Issues	60.000,00
46	35	1	27	8	2	0	893	5			Local Governments	60.000,00
46	35	1	27	8	2	0	893	5	3		PURCHASE of GOODS and SERVICES EXPENDITURES	60.000,00
46	35	1	27	8	2	0	893	5	3	5	SERVICE PROCUREMENT	55.000,00
46	35	1	27	8	2	0	893	5	3	6	REPRESENTATION AND PROMOTION EXPENDITURES	5.000,00
46	35	1	27	8	2	0	894				Cultural Platform Constitution Activities in İzmir	710.000,00
46	35	1	27	8	2	0	894	5			Local Governments	710.000,00
46	35	1	27	8	2	0	894	5	3		PURCHASE of GOODS and SERVICES EXPENDITURES	710.000,00
46	35	1	27	8	2	0	894	5	3	2	PURCHASE OF GOODS AND MATERIAL FOR CONSUMPTION	180.000,00
46	35	1	27	8	2	0	894	5	3	5	SERVICE PROCUREMENT	520.000,00
46	35	1	27	8	2	0	894	5	3	6	REPRESENTATION AND PROMOTION EXPENDITURES	10.000,00
46	35	1	27	8	2	0	895				Design City Izmir	1.030.000,00
46	35	1	27	8	2	0	895	5			Local Governments	1.030.000,00
46	35	1	27	8	2	0	895	5	3		PURCHASE of GOODS and SERVICES EXPENDITURES	1.030.000,00
46	35	1	27	8	2	0	895	5	3	2	PURCHASE OF GOODS AND MATERIAL FOR CONSUMPTION	10.000,00
46	35	1	27	8	2	0	895	5	3	4	DUTY EXPENDITURES	200.000,00
46	35	1	27	8	2	0	895	5	3	5	SERVICE PROCUREMENT	770.000,00
46	35	1	27	8	2	0	895	5	3	6	REPRESENTATION AND PROMOTION EXPENDITURES	50.000,00
46	35	1	27	8	2	0	904				İmplementation of Mediterranean Academy Services	1.741.000,00
46	35	1	27	8	2	0	904	5			Local Governments	1.741.000,00
46	35	1	27	8	2	0	904	5	1		PERSONNEL EXPENDITURES	968.000,00
46	35	1	27	8	2	0	904	5	1	1	CIVIL SERVANTS	968.000,00
46	35	1	27	8	2	0	904	5	2		PREMIUM EXPENDITURES TO SOCIAL SECURITY INSTITUTIONS	137.000,00
46	35	1	27	8	2	0	904	5	2	1	CIVIL SERVANTS	137.000,00
46	35	1	27	8	2	0	904	5	3		PURCHASE of GOODS and SERVICES EXPENDITURES	576.000,00
46	35	1	27	8	2	0	904	5	3	2	PURCHASE OF GOODS AND MATERIAL FOR CONSUMPTION	158.000,00
46	35	1	27	8	2	0	904	5	3	3	TRAVEL ALLOWANCES	10.000,00
46	35	1	27	8	2	0	904	5	3	4	DUTY EXPENDITURES	12.000,00
46	35	1	27	8	2	0	904	5	3	5	SERVICE PROCUREMENT	250.000,00
46	35	1	27	8	2	0	904	5	3	6	REPRESENTATION AND PROMOTION EXPENDITURES	40.000,00
46	35	1	27	8	2	0	904	5	3	7	MOVABLE ESTATE, PURCHASE OF UNMATERIAL PREROGATIVE EXPENDITURES OF MAINTENANCE-REPAIR	56.000,00
46	35	1	27	8	2	0	904	5	3	8	IMMOVABLE GOODS MAINTANANCE AND REPAIR EXPENDITURES	50.000,00
46	35	1	27	8	2	0	904	5	6		CAPITAL EXPENSES	60.000,00
46	35	1	27	8	2	0	904	5	6	1	PURCHASE OF FINISHED GOODS	60.000,00
46	35	1	27	8	2	0	960				Izmir, Pilot City of Agenda 21 For Culture	370.000,00
46	35	1	27	8	2	0	960	5			Local Governments	370.000,00
46	35	1	27	8	2	0	960	5	3		PURCHASE of GOODS and SERVICES EXPENDITURES	210.000,00
46	35	1	27	8	2	0	960	5	3	5	SERVICE PROCUREMENT	200.000,00
46	35	1	27	8	2	0	960	5	3	6	REPRESENTATION AND PROMOTION EXPENDITURES	10.000,00

APPROPRIATION SCHEDULE (A)

INSTITUTIONAL CLASSIFICATION				FUNCTIONAL CLASSIFICATION				F.T.	ECONOMIC CLASSIFICATION		EXPLANATION	BUDGET APPROPRIATION YEAR 2021 (TL)
I	II	III	IV	I	II	III	IV	I	I	II		
46	35	1	27	8	2	0	960	5	5		CURRENT TRANSFERS	160.000,00
46	35	1	27	8	2	0	960	5	5	6	TRANSFERS TO ABROAD	160.000,00
46	35	1	27	8	2	0	973				Art Factory Project	300.000,00
46	35	1	27	8	2	0	973	5			Local Governments	300.000,00
46	35	1	27	8	2	0	973	5	3		PURCHASE of GOODS and SERVICES EXPENDITURES	300.000,00
46	35	1	27	8	2	0	973	5	3	5	SERVICE PROCUREMENT	295.000,00
46	35	1	27	8	2	0	973	5	3	6	REPRESENTATION AND PROMOTION EXPENDITURES	5.000,00
46	35	1	27	8	2	0	985				Research Activities	300.000,00
46	35	1	27	8	2	0	985	5			Local Governments	300.000,00
46	35	1	27	8	2	0	985	5	3		PURCHASE of GOODS and SERVICES EXPENDITURES	300.000,00
46	35	1	27	8	2	0	985	5	3	5	SERVICE PROCUREMENT	300.000,00
46	35	1	30								DEPARTMENT OF CLIMATE CHANGE AND ENVIRONMENTAL PROTECTION AND CONTROL	139.822.000,00
46	35	1	30	5							ENVIRONMENTAL PROTECTION SERVICES	121.065.000,00
46	35	1	30	5	9						Unclassified Environmental Protection Services	121.065.000,00
46	35	1	30	5	9	9					Unclassified Environmental Protection Services	121.065.000,00
46	35	1	30	5	9	9	29				Air Pollution Measurement and Improvement of The Measurement Network	1.325.000,00
46	35	1	30	5	9	9	29	5			Local Governments	1.325.000,00
46	35	1	30	5	9	9	29	5	3		PURCHASE of GOODS and SERVICES EXPENDITURES	625.000,00
46	35	1	30	5	9	9	29	5	3	7	MOVABLE ESTATE, PURCHASE OF UNMATERIAL PREROGATIVE EXPENDITURES OF MAINTENANCE-REPAIR	625.000,00
46	35	1	30	5	9	9	29	5	6		CAPITAL EXPENSES	700.000,00
46	35	1	30	5	9	9	29	5	6	1	PURCHASE OF FINISHED GOODS	700.000,00
46	35	1	30	5	9	9	35				Observing and Developing the Gulf Water Quality	20.000,00
46	35	1	30	5	9	9	35	5			Local Governments	20.000,00
46	35	1	30	5	9	9	35	5	3		PURCHASE of GOODS and SERVICES EXPENDITURES	20.000,00
46	35	1	30	5	9	9	35	5	3	5	SERVICE PROCUREMENT	20.000,00
46	35	1	30	5	9	9	36				Checking cyclically the insects' Reproduction Areas And Pest Control	73.958.000,00
46	35	1	30	5	9	9	36	5			Local Governments	73.958.000,00
46	35	1	30	5	9	9	36	5	3		PURCHASE of GOODS and SERVICES EXPENDITURES	72.158.000,00
46	35	1	30	5	9	9	36	5	3	2	PURCHASE OF GOODS AND MATERIAL FOR CONSUMPTION	35.080.000,00
46	35	1	30	5	9	9	36	5	3	5	SERVICE PROCUREMENT	37.000.000,00
46	35	1	30	5	9	9	36	5	3	7	MOVABLE ESTATE, PURCHASE OF UNMATERIAL PREROGATIVE EXPENDITURES OF MAINTENANCE-REPAIR	78.000,00
46	35	1	30	5	9	9	36	5	6		CAPITAL EXPENSES	1.800.000,00
46	35	1	30	5	9	9	36	5	6	1	PURCHASE OF FINISHED GOODS	1.300.000,00
46	35	1	30	5	9	9	36	5	6	5	IMMOVABLE CAPITAL PRODUCTION EXPENSES	500.000,00
46	35	1	30	5	9	9	246				Implementation of Healthy Cities and Clean Energy Activities	2.307.000,00
46	35	1	30	5	9	9	246	5			Local Governments	2.307.000,00
46	35	1	30	5	9	9	246	5	1		PERSONNEL EXPENDITURES	1.463.000,00
46	35	1	30	5	9	9	246	5	1	1	CIVIL SERVANTS	1.463.000,00
46	35	1	30	5	9	9	246	5	2		PREMIUM EXPENDITURES TO SOCIAL SECURITY INSTITUTIONS	189.000,00
46	35	1	30	5	9	9	246	5	2	1	CIVIL SERVANTS	189.000,00
46	35	1	30	5	9	9	246	5	3		PURCHASE of GOODS and SERVICES EXPENDITURES	540.000,00
46	35	1	30	5	9	9	246	5	3	2	PURCHASE OF GOODS AND MATERIAL FOR CONSUMPTION	55.000,00
46	35	1	30	5	9	9	246	5	3	3	TRAVEL ALLOWANCES	22.000,00
46	35	1	30	5	9	9	246	5	3	4	DUTY EXPENDITURES	2.000,00
46	35	1	30	5	9	9	246	5	3	5	SERVICE PROCUREMENT	327.000,00
46	35	1	30	5	9	9	246	5	3	6	REPRESENTATION AND PROMOTION EXPENDITURES	100.000,00
46	35	1	30	5	9	9	246	5	3	7	MOVABLE ESTATE, PURCHASE OF UNMATERIAL PREROGATIVE EXPENDITURES OF MAINTENANCE-REPAIR	32.000,00
46	35	1	30	5	9	9	246	5	3	8	IMMOVABLE GOODS MAINTANANCE AND REPAIR EXPENDITURES	2.000,00
46	35	1	30	5	9	9	246	5	5		CURRENT TRANSFERS	115.000,00
46	35	1	30	5	9	9	246	5	5	3	TRANSFERS TO NON PROFIT ORGANIZATIONS	115.000,00
46	35	1	30	5	9	9	323				Implementation of Environment Protect And Control Services	40.378.000,00
46	35	1	30	5	9	9	323	5			Local Governments	40.378.000,00
46	35	1	30	5	9	9	323	5	1		PERSONNEL EXPENDITURES	8.744.000,00
46	35	1	30	5	9	9	323	5	1	1	CIVIL SERVANTS	5.018.000,00
46	35	1	30	5	9	9	323	5	1	2	CONTRACTED PERSONNEL	2.263.000,00
46	35	1	30	5	9	9	323	5	1	3	WORKERS	1.362.000,00
46	35	1	30	5	9	9	323	5	1	4	TEMPORARY PERSONNEL	101.000,00
46	35	1	30	5	9	9	323	5	2		PREMIUM EXPENDITURES TO SOCIAL SECURITY INSTITUTIONS	1.226.000,00
46	35	1	30	5	9	9	323	5	2	1	CIVIL SERVANTS	629.000,00
46	35	1	30	5	9	9	323	5	2	2	CONTRACTED PERSONNEL	366.000,00
46	35	1	30	5	9	9	323	5	2	3	WORKERS	231.000,00
46	35	1	30	5	9	9	323	5	3		PURCHASE of GOODS and SERVICES EXPENDITURES	29.595.000,00
46	35	1	30	5	9	9	323	5	3	2	PURCHASE OF GOODS AND MATERIAL FOR CONSUMPTION	2.803.000,00
46	35	1	30	5	9	9	323	5	3	3	TRAVEL ALLOWANCES	34.000,00
46	35	1	30	5	9	9	323	5	3	4	DUTY EXPENDITURES	141.000,00
46	35	1	30	5	9	9	323	5	3	5	SERVICE PROCUREMENT	25.782.000,00
46	35	1	30	5	9	9	323	5	3	6	REPRESENTATION AND PROMOTION EXPENDITURES	100.000,00
46	35	1	30	5	9	9	323	5	3	7	MOVABLE ESTATE, PURCHASE OF UNMATERIAL PREROGATIVE EXPENDITURES OF MAINTENANCE-REPAIR	426.000,00
46	35	1	30	5	9	9	323	5	3	8	IMMOVABLE GOODS MAINTANANCE AND REPAIR EXPENDITURES	304.000,00
46	35	1	30	5	9	9	323	5	3	9	TREATMENT AND FUNERAL EXPENDITURES	5.000,00

APPROPRIATION SCHEDULE (A)

INSTITUTIONAL CLASSIFICATION				FUNCTIONAL CLASSIFICATION				F.T.	ECONOMIC CLASSIFICATION		EXPLANATION	BUDGET APPROPRIATION YEAR 2021 (TL)
I	II	III	IV	I	II	III	IV	I	I	II		
46	35	1	30	5	9	9	323	5	6		CAPITAL EXPENSES	813.000,00
46	35	1	30	5	9	9	323	5	6	1	PURCHASE OF FINISHED GOODS	310.000,00
46	35	1	30	5	9	9	323	5	6	2	PRODUCTION EXPENSES OF MOVABLE CAPITAL	3.000,00
46	35	1	30	5	9	9	323	5	6	3	PURCHASE OF INTANGIBLE PROPERTIES	500.000,00
46	35	1	30	5	9	9	329				Implementation of License and Audit Services	1.906.000,00
46	35	1	30	5	9	9	329	5			Local Governments	1.906.000,00
46	35	1	30	5	9	9	329	5	1		PERSONNEL EXPENDITURES	1.567.000,00
46	35	1	30	5	9	9	329	5	1	1	CIVIL SERVANTS	1.557.000,00
46	35	1	30	5	9	9	329	5	1	4	TEMPORARY PERSONNEL	10.000,00
46	35	1	30	5	9	9	329	5	2		PREMIUM EXPENDITURES TO SOCIAL SECURITY INSTITUTIONS	203.000,00
46	35	1	30	5	9	9	329	5	2	1	CIVIL SERVANTS	203.000,00
46	35	1	30	5	9	9	329	5	3		PURCHASE of GOODS and SERVICES EXPENDITURES	136.000,00
46	35	1	30	5	9	9	329	5	3	2	PURCHASE OF GOODS AND MATERIAL FOR CONSUMPTION	46.000,00
46	35	1	30	5	9	9	329	5	3	3	TRAVEL ALLOWANCES	16.000,00
46	35	1	30	5	9	9	329	5	3	4	DUTY EXPENDITURES	27.000,00
46	35	1	30	5	9	9	329	5	3	5	SERVICE PROCUREMENT	10.000,00
46	35	1	30	5	9	9	329	5	3	6	REPRESENTATION AND PROMOTION EXPENDITURES	10.000,00
46	35	1	30	5	9	9	329	5	3	7	MOVABLE ESTATE, PURCHASE OF UNMATERIAL PREROGATIVE EXPENDITURES OF MAINTENANCE-REPAIR	27.000,00
46	35	1	30	5	9	9	507				Sustainable Energy and Climate Action Plan	300.000,00
46	35	1	30	5	9	9	507	5			Local Governments	300.000,00
46	35	1	30	5	9	9	507	5	3		PURCHASE of GOODS and SERVICES EXPENDITURES	300.000,00
46	35	1	30	5	9	9	507	5	3	2	PURCHASE OF GOODS AND MATERIAL FOR CONSUMPTION	30.000,00
46	35	1	30	5	9	9	507	5	3	3	TRAVEL ALLOWANCES	20.000,00
46	35	1	30	5	9	9	507	5	3	5	SERVICE PROCUREMENT	200.000,00
46	35	1	30	5	9	9	507	5	3	6	REPRESENTATION AND PROMOTION EXPENDITURES	50.000,00
46	35	1	30	5	9	9	543				Izmir's Nature Inventory	557.000,00
46	35	1	30	5	9	9	543	5			Local Governments	557.000,00
46	35	1	30	5	9	9	543	5	3		PURCHASE of GOODS and SERVICES EXPENDITURES	557.000,00
46	35	1	30	5	9	9	543	5	3	2	PURCHASE OF GOODS AND MATERIAL FOR CONSUMPTION	1.000,00
46	35	1	30	5	9	9	543	5	3	3	TRAVEL ALLOWANCES	6.000,00
46	35	1	30	5	9	9	543	5	3	5	SERVICE PROCUREMENT	500.000,00
46	35	1	30	5	9	9	543	5	3	6	REPRESENTATION AND PROMOTION EXPENDITURES	50.000,00
46	35	1	30	5	9	9	544				Conservation, Support And Development Of Natural Resources in İzmir	157.000,00
46	35	1	30	5	9	9	544	5			Local Governments	157.000,00
46	35	1	30	5	9	9	544	5	3		PURCHASE of GOODS and SERVICES EXPENDITURES	157.000,00
46	35	1	30	5	9	9	544	5	3	2	PURCHASE OF GOODS AND MATERIAL FOR CONSUMPTION	1.000,00
46	35	1	30	5	9	9	544	5	3	3	TRAVEL ALLOWANCES	6.000,00
46	35	1	30	5	9	9	544	5	3	5	SERVICE PROCUREMENT	100.000,00
46	35	1	30	5	9	9	544	5	3	6	REPRESENTATION AND PROMOTION EXPENDITURES	50.000,00
46	35	1	30	5	9	9	546				Awareness Of İzmir Natural Heritage	157.000,00
46	35	1	30	5	9	9	546	5			Local Governments	157.000,00
46	35	1	30	5	9	9	546	5	3		PURCHASE of GOODS and SERVICES EXPENDITURES	157.000,00
46	35	1	30	5	9	9	546	5	3	2	PURCHASE OF GOODS AND MATERIAL FOR CONSUMPTION	1.000,00
46	35	1	30	5	9	9	546	5	3	3	TRAVEL ALLOWANCES	6.000,00
46	35	1	30	5	9	9	546	5	3	5	SERVICE PROCUREMENT	100.000,00
46	35	1	30	5	9	9	546	5	3	6	REPRESENTATION AND PROMOTION EXPENDITURES	50.000,00
46	35	1	30	7							HEALTH SERVICES	18.757.000,00
46	35	1	30	7	4						Public Health Services	931.000,00
46	35	1	30	7	4	0					Public Health Services	931.000,00
46	35	1	30	7	4	0	0				Public Health Services	931.000,00
46	35	1	30	7	4	0	0	5			Local Governments	931.000,00
46	35	1	30	7	4	0	0	5	1		PERSONNEL EXPENDITURES	446.000,00
46	35	1	30	7	4	0	0	5	1	1	CIVIL SERVANTS	446.000,00
46	35	1	30	7	4	0	0	5	2		PREMIUM EXPENDITURES TO SOCIAL SECURITY INSTITUTIONS	62.000,00
46	35	1	30	7	4	0	0	5	2	1	CIVIL SERVANTS	62.000,00
46	35	1	30	7	4	0	0	5	3		PURCHASE of GOODS and SERVICES EXPENDITURES	203.000,00
46	35	1	30	7	4	0	0	5	3	2	PURCHASE OF GOODS AND MATERIAL FOR CONSUMPTION	44.000,00
46	35	1	30	7	4	0	0	5	3	3	TRAVEL ALLOWANCES	5.000,00
46	35	1	30	7	4	0	0	5	3	4	DUTY EXPENDITURES	25.000,00
46	35	1	30	7	4	0	0	5	3	5	SERVICE PROCUREMENT	61.000,00
46	35	1	30	7	4	0	0	5	3	6	REPRESENTATION AND PROMOTION EXPENDITURES	5.000,00
46	35	1	30	7	4	0	0	5	3	7	MOVABLE ESTATE, PURCHASE OF UNMATERIAL PREROGATIVE EXPENDITURES OF MAINTENANCE-REPAIR	63.000,00
46	35	1	30	7	4	0	0	5	6		CAPITAL EXPENSES	220.000,00
46	35	1	30	7	4	0	0	5	6	1	PURCHASE OF FINISHED GOODS	170.000,00
46	35	1	30	7	4	0	0	5	6	2	PRODUCTION EXPENSES OF MOVABLE CAPITAL	50.000,00
46	35	1	30	7	9						Unclassified Health Services	17.826.000,00
46	35	1	30	7	9	9					Unclassified Health Services	17.826.000,00
46	35	1	30	7	9	9	328				Implementation of Veterinary Services	17.826.000,00
46	35	1	30	7	9	9	328	5			Local Governments	17.826.000,00
46	35	1	30	7	9	9	328	5	1		PERSONNEL EXPENDITURES	1.721.000,00
46	35	1	30	7	9	9	328	5	1	1	CIVIL SERVANTS	1.701.000,00
46	35	1	30	7	9	9	328	5	1	4	TEMPORARY PERSONNEL	20.000,00
46	35	1	30	7	9	9	328	5	2		PREMIUM EXPENDITURES TO SOCIAL SECURITY INSTITUTIONS	205.000,00
46	35	1	30	7	9	9	328	5	2	1	CIVIL SERVANTS	205.000,00

APPROPRIATION SCHEDULE (A)

INSTITUTIONAL CLASSIFICATION				FUNCTIONAL CLASSIFICATION				F.T.	ECONOMIC CLASSIFICATION		EXPLANATION	BUDGET APPROPRIATION YEAR 2021 (TL)
I	II	III	IV	I	II	III	IV	I	I	II		
46	35	1	30	7	9	9	328	5	3		PURCHASE of GOODS and SERVICES EXPENDITURES	15.551.000,00
46	35	1	30	7	9	9	328	5	3	2	PURCHASE OF GOODS AND MATERIAL FOR CONSUMPTION	4.417.000,00
46	35	1	30	7	9	9	328	5	3	3	TRAVEL ALLOWANCES	4.000,00
46	35	1	30	7	9	9	328	5	3	4	DUTY EXPENDITURES	6.000,00
46	35	1	30	7	9	9	328	5	3	5	SERVICE PROCUREMENT	11.035.000,00
46	35	1	30	7	9	9	328	5	3	6	REPRESENTATION AND PROMOTION EXPENDITURES	2.000,00
46	35	1	30	7	9	9	328	5	3	7	MOVABLE ESTATE, PURCHASE OF UNMATERIAL PREROGATIVE EXPENDITURES OF MAINTENANCE-REPAIR	84.000,00
46	35	1	30	7	9	9	328	5	3	8	IMMOVABLE GOODS MAINTANANCE AND REPAIR EXPENDITURES	3.000,00
46	35	1	30	7	9	9	328	5	5		CURRENT TRANSFERS	9.000,00
46	35	1	30	7	9	9	328	5	5	1	DUTY LOSSES	9.000,00
46	35	1	30	7	9	9	328	5	6		CAPITAL EXPENSES	340.000,00
46	35	1	30	7	9	9	328	5	6	1	PURCHASE OF FINISHED GOODS	290.000,00
46	35	1	30	7	9	9	328	5	6	5	IMMOVABLE CAPITAL PRODUCTION EXPENSES	50.000,00
46	35	1	31								DEPARTMENT OF REAL ESTATE MANAGEMENT	234.694.000,00
46	35	1	31	1							GENERAL PUBLIC SERVICES	234.694.000,00
46	35	1	31	1	3						GENERAL SERVICES	234.694.000,00
46	35	1	31	1	3	9					Other General Services	234.694.000,00
46	35	1	31	1	3	9	0				Other General Services	13.126.000,00
46	35	1	31	1	3	9	0	5			Local Governments	13.126.000,00
46	35	1	31	1	3	9	0	5	1		PERSONNEL EXPENDITURES	4.417.000,00
46	35	1	31	1	3	9	0	5	1	1	CIVIL SERVANTS	3.570.000,00
46	35	1	31	1	3	9	0	5	1	2	CONTRACTED PERSONNEL	795.000,00
46	35	1	31	1	3	9	0	5	1	4	TEMPORARY PERSONNEL	52.000,00
46	35	1	31	1	3	9	0	5	2		PREMIUM EXPENDITURES TO SOCIAL SECURITY INSTITUTIONS	509.000,00
46	35	1	31	1	3	9	0	5	2	1	CIVIL SERVANTS	378.000,00
46	35	1	31	1	3	9	0	5	2	2	CONTRACTED PERSONNEL	131.000,00
46	35	1	31	1	3	9	0	5	3		PURCHASE of GOODS and SERVICES EXPENDITURES	3.181.000,00
46	35	1	31	1	3	9	0	5	3	2	PURCHASE OF GOODS AND MATERIAL FOR CONSUMPTION	321.000,00
46	35	1	31	1	3	9	0	5	3	3	TRAVEL ALLOWANCES	22.000,00
46	35	1	31	1	3	9	0	5	3	4	DUTY EXPENDITURES	833.000,00
46	35	1	31	1	3	9	0	5	3	5	SERVICE PROCUREMENT	1.911.000,00
46	35	1	31	1	3	9	0	5	3	7	MOVABLE ESTATE, PURCHASE OF UNMATERIAL PREROGATIVE EXPENDITURES OF MAINTENANCE-REPAIR	94.000,00
46	35	1	31	1	3	9	0	5	6		CAPITAL EXPENSES	5.019.000,00
46	35	1	31	1	3	9	0	5	6	1	PURCHASE OF FINISHED GOODS	8.000,00
46	35	1	31	1	3	9	0	5	6	4	PURCHASE OF IMMOVABLES AND EXPROPRIATION	5.011.000,00
46	35	1	31	1	3	9	52				Expropriation Operations	166.000.000,00
46	35	1	31	1	3	9	52	5			Local Governments	166.000.000,00
46	35	1	31	1	3	9	52	5	6		CAPITAL EXPENSES	166.000.000,00
46	35	1	31	1	3	9	52	5	6	4	PURCHASE OF IMMOVABLES AND EXPROPRIATION	166.000.000,00
46	35	1	31	1	3	9	113				Arrangement of Cemeteries and New Burial Areas	6.000.000,00
46	35	1	31	1	3	9	113	5			Local Governments	6.000.000,00
46	35	1	31	1	3	9	113	5	6		CAPITAL EXPENSES	6.000.000,00
46	35	1	31	1	3	9	113	5	6	4	PURCHASE OF IMMOVABLES AND EXPROPRIATION	6.000.000,00
46	35	1	31	1	3	9	340				Implementation of Expropriation Services	4.568.000,00
46	35	1	31	1	3	9	340	5			Local Governments	4.568.000,00
46	35	1	31	1	3	9	340	5	1		PERSONNEL EXPENDITURES	3.196.000,00
46	35	1	31	1	3	9	340	5	1	1	CIVIL SERVANTS	2.725.000,00
46	35	1	31	1	3	9	340	5	1	2	CONTRACTED PERSONNEL	138.000,00
46	35	1	31	1	3	9	340	5	1	3	WORKERS	272.000,00
46	35	1	31	1	3	9	340	5	1	4	TEMPORARY PERSONNEL	61.000,00
46	35	1	31	1	3	9	340	5	2		PREMIUM EXPENDITURES TO SOCIAL SECURITY INSTITUTIONS	358.000,00
46	35	1	31	1	3	9	340	5	2	1	CIVIL SERVANTS	303.000,00
46	35	1	31	1	3	9	340	5	2	2	CONTRACTED PERSONNEL	22.000,00
46	35	1	31	1	3	9	340	5	2	3	WORKERS	33.000,00
46	35	1	31	1	3	9	340	5	3		PURCHASE of GOODS and SERVICES EXPENDITURES	1.009.000,00
46	35	1	31	1	3	9	340	5	3	2	PURCHASE OF GOODS AND MATERIAL FOR CONSUMPTION	63.000,00
46	35	1	31	1	3	9	340	5	3	3	TRAVEL ALLOWANCES	7.000,00
46	35	1	31	1	3	9	340	5	3	4	DUTY EXPENDITURES	921.000,00
46	35	1	31	1	3	9	340	5	3	5	SERVICE PROCUREMENT	2.000,00
46	35	1	31	1	3	9	340	5	3	6	REPRESENTATION AND PROMOTION EXPENDITURES	3.000,00
46	35	1	31	1	3	9	340	5	3	7	MOVABLE ESTATE, PURCHASE OF UNMATERIAL PREROGATIVE EXPENDITURES OF MAINTENANCE-REPAIR	13.000,00
46	35	1	31	1	3	9	340	5	6		CAPITAL EXPENSES	5.000,00
46	35	1	31	1	3	9	340	5	6	1	PURCHASE OF FINISHED GOODS	5.000,00
46	35	1	31	1	3	9	872				İzmir's History; Konak Kemeraltı Region Renovation Area Stage Projects and Programmes	45.000.000,00
46	35	1	31	1	3	9	872	5			Local Governments	45.000.000,00
46	35	1	31	1	3	9	872	5	6		CAPITAL EXPENSES	45.000.000,00
46	35	1	31	1	3	9	872	5	6	4	PURCHASE OF IMMOVABLES AND EXPROPRIATION	45.000.000,00

APPROPRIATION SCHEDULE (A)

INSTITUTIONAL CLASSIFICATION				FUNCTIONAL CLASSIFICATION				F.T.	ECONOMIC CLASSIFICATION		EXPLANATION	BUDGET APPROPRIATION YEAR 2021 (TL)
I	II	III	IV	I	II	III	IV	I	I	II		
46	35	1	32								ESREFPASA HOSPITAL	114.807.000,00
46	35	1	32	7							HEALTH SERVICES	114.807.000,00
46	35	1	32	7	3						Hospital Affairs and Services	114.807.000,00
46	35	1	32	7	3	1					General Hospital Services	114.807.000,00
46	35	1	32	7	3	1	454				Implementation of Hospital Services	114.807.000,00
46	35	1	32	7	3	1	454	5			Local Governments	114.807.000,00
46	35	1	32	7	3	1	454	5	1		PERSONNEL EXPENDITURES	46.611.000,00
46	35	1	32	7	3	1	454	5	1	1	CIVIL SERVANTS	36.217.000,00
46	35	1	32	7	3	1	454	5	1	2	CONTRACTED PERSONNEL	9.988.000,00
46	35	1	32	7	3	1	454	5	1	3	WORKERS	366.000,00
46	35	1	32	7	3	1	454	5	1	5	OTHER PERSONNEL	40.000,00
46	35	1	32	7	3	1	454	5	2		PREMIUM EXPENDITURES TO SOCIAL SECURITY INSTITUTIONS	5.926.000,00
46	35	1	32	7	3	1	454	5	2	1	CIVIL SERVANTS	4.322.000,00
46	35	1	32	7	3	1	454	5	2	2	CONTRACTED PERSONNEL	1.576.000,00
46	35	1	32	7	3	1	454	5	2	3	WORKERS	28.000,00
46	35	1	32	7	3	1	454	5	3		PURCHASE of GOODS and SERVICES EXPENDITURES	56.036.000,00
46	35	1	32	7	3	1	454	5	3	2	PURCHASE OF GOODS AND MATERIAL FOR CONSUMPTION	12.969.000,00
46	35	1	32	7	3	1	454	5	3	3	TRAVEL ALLOWANCES	40.000,00
46	35	1	32	7	3	1	454	5	3	4	DUTY EXPENDITURES	210.000,00
46	35	1	32	7	3	1	454	5	3	5	SERVICE PROCUREMENT	39.731.000,00
46	35	1	32	7	3	1	454	5	3	6	REPRESENTATION AND PROMOTION EXPENDITURES	1.000,00
46	35	1	32	7	3	1	454	5	3	7	MOVABLE ESTATE, PURCHASE OF UNMATERIAL PREROGATIVE EXPENDITURES OF MAINTENANCE-REPAIR	2.970.000,00
46	35	1	32	7	3	1	454	5	3	8	IMMOVABLE GOODS MAINTANANCE AND REPAIR EXPENDITURES	100.000,00
46	35	1	32	7	3	1	454	5	3	9	TREATMENT AND FUNERAL EXPENDITURES	15.000,00
46	35	1	32	7	3	1	454	5	5		CURRENT TRANSFERS	400.000,00
46	35	1	32	7	3	1	454	5	5	1	DUTY LOSSES	400.000,00
46	35	1	32	7	3	1	454	5	6		CAPITAL EXPENSES	5.834.000,00
46	35	1	32	7	3	1	454	5	6	1	PURCHASE OF FINISHED GOODS	4.700.000,00
46	35	1	32	7	3	1	454	5	6	2	PRODUCTION EXPENSES OF MOVABLE CAPITAL	10.000,00
46	35	1	32	7	3	1	454	5	6	3	PURCHASE OF INTANGIBLE PROPERTIES	24.000,00
46	35	1	32	7	3	1	454	5	6	5	IMMOVABLE CAPITAL PRODUCTION EXPENSES	100.000,00
46	35	1	32	7	3	1	454	5	6	7	IMMOVABLE MAJOR REPAIR EXPENSES	1.000.000,00
46	35	1	33								DEPARTMENT OF SURVEY AND PROJECTS	56.112.000,00
46	35	1	33	4							FINANCIAL AFFAIRS AND SERVICES	5.091.000,00
46	35	1	33	4	4						Mining, Manufacturing And Construction Services	5.091.000,00
46	35	1	33	4	4	3					Construction Affairs Services	5.091.000,00
46	35	1	33	4	4	3	262				Coastal Arrangements	1.553.000,00
46	35	1	33	4	4	3	262	5			Local Governments	1.553.000,00
46	35	1	33	4	4	3	262	5	3		PURCHASE of GOODS and SERVICES EXPENDITURES	433.000,00
46	35	1	33	4	4	3	262	5	3	2	PURCHASE OF GOODS AND MATERIAL FOR CONSUMPTION	125.000,00
46	35	1	33	4	4	3	262	5	3	4	DUTY EXPENDITURES	1.000,00
46	35	1	33	4	4	3	262	5	3	5	SERVICE PROCUREMENT	275.000,00
46	35	1	33	4	4	3	262	5	3	6	REPRESENTATION AND PROMOTION EXPENDITURES	26.000,00
46	35	1	33	4	4	3	262	5	3	7	MOVABLE ESTATE, PURCHASE OF UNMATERIAL PREROGATIVE EXPENDITURES OF MAINTENANCE-REPAIR	6.000,00
46	35	1	33	4	4	3	262	5	5		CURRENT TRANSFERS	10.000,00
46	35	1	33	4	4	3	262	5	5	6	TRANSFERS TO ABROAD	10.000,00
46	35	1	33	4	4	3	262	5	6		CAPITAL EXPENSES	1.110.000,00
46	35	1	33	4	4	3	262	5	6	1	PURCHASE OF FINISHED GOODS	110.000,00
46	35	1	33	4	4	3	262	5	6	5	IMMOVABLE CAPITAL PRODUCTION EXPENSES	1.000.000,00
46	35	1	33	4	4	3	349				Implementation of Urban Design Services	3.138.000,00
46	35	1	33	4	4	3	349	5			Local Governments	3.138.000,00
46	35	1	33	4	4	3	349	5	1		PERSONNEL EXPENDITURES	1.916.000,00
46	35	1	33	4	4	3	349	5	1	1	CIVIL SERVANTS	1.906.000,00
46	35	1	33	4	4	3	349	5	1	4	TEMPORARY PERSONNEL	10.000,00
46	35	1	33	4	4	3	349	5	2		PREMIUM EXPENDITURES TO SOCIAL SECURITY INSTITUTIONS	245.000,00
46	35	1	33	4	4	3	349	5	2	1	CIVIL SERVANTS	245.000,00
46	35	1	33	4	4	3	349	5	3		PURCHASE of GOODS and SERVICES EXPENDITURES	162.000,00
46	35	1	33	4	4	3	349	5	3	2	PURCHASE OF GOODS AND MATERIAL FOR CONSUMPTION	32.000,00
46	35	1	33	4	4	3	349	5	3	3	TRAVEL ALLOWANCES	50.000,00
46	35	1	33	4	4	3	349	5	3	4	DUTY EXPENDITURES	1.000,00
46	35	1	33	4	4	3	349	5	3	5	SERVICE PROCUREMENT	42.000,00
46	35	1	33	4	4	3	349	5	3	6	REPRESENTATION AND PROMOTION EXPENDITURES	16.000,00
46	35	1	33	4	4	3	349	5	3	7	MOVABLE ESTATE, PURCHASE OF UNMATERIAL PREROGATIVE EXPENDITURES OF MAINTENANCE-REPAIR	19.000,00
46	35	1	33	4	4	3	349	5	3	8	IMMOVABLE GOODS MAINTANANCE AND REPAIR EXPENDITURES	2.000,00
46	35	1	33	4	4	3	349	5	6		CAPITAL EXPENSES	815.000,00
46	35	1	33	4	4	3	349	5	6	1	PURCHASE OF FINISHED GOODS	5.000,00
46	35	1	33	4	4	3	349	5	6	3	PURCHASE OF INTANGIBLE PROPERTIES	80.000,00
46	35	1	33	4	4	3	349	5	6	5	IMMOVABLE CAPITAL PRODUCTION EXPENSES	730.000,00
46	35	1	33	4	4	3	503				Protection And Extensification of Green infrastructure	400.000,00
46	35	1	33	4	4	3	503	5			Local Governments	400.000,00
46	35	1	33	4	4	3	503	5	6		CAPITAL EXPENSES	400.000,00
46	35	1	33	4	4	3	503	5	6	5	IMMOVABLE CAPITAL PRODUCTION EXPENSES	400.000,00

APPROPRIATION SCHEDULE (A)

INSTITUTIONAL CLASSIFICATION				FUNCTIONAL CLASSIFICATION				F.T.	ECONOMIC CLASSIFICATION		EXPLANATION	BUDGET APPROPRIATION YEAR 2021 (TL)
I	II	III	IV	I	II	III	IV	I	I	II		
46	35	1	33	6							HOUSING AND PUBLIC WELFARE SERVICES	26.344.000,00
46	35	1	33	6	2						Public Welfare Services	26.344.000,00
46	35	1	33	6	2	0					Public Welfare Services	26.344.000,00
46	35	1	33	6	2	0	38				Construction of Waste Transfer Stations	200.000,00
46	35	1	33	6	2	0	38	5			Local Governments	200.000,00
46	35	1	33	6	2	0	38	5	6		CAPITAL EXPENSES	200.000,00
46	35	1	33	6	2	0	38	5	6	5	IMMOVABLE CAPITAL PRODUCTION EXPENSES	200.000,00
46	35	1	33	6	2	0	113				Arrangement of Cemeteries and New Burial Areas	750.000,00
46	35	1	33	6	2	0	113	5			Local Governments	750.000,00
46	35	1	33	6	2	0	113	5	6		CAPITAL EXPENSES	750.000,00
46	35	1	33	6	2	0	113	5	6	5	IMMOVABLE CAPITAL PRODUCTION EXPENSES	750.000,00
46	35	1	33	6	2	0	130				Social Facilities of Sirinyer Park	50.000,00
46	35	1	33	6	2	0	130	5			Local Governments	50.000,00
46	35	1	33	6	2	0	130	5	6		CAPITAL EXPENSES	50.000,00
46	35	1	33	6	2	0	130	5	6	5	IMMOVABLE CAPITAL PRODUCTION EXPENSES	50.000,00
46	35	1	33	6	2	0	258				Municipal Service Facilities and Constructing Buildings	1.500.000,00
46	35	1	33	6	2	0	258	5			Local Governments	1.500.000,00
46	35	1	33	6	2	0	258	5	6		CAPITAL EXPENSES	1.500.000,00
46	35	1	33	6	2	0	258	5	6	5	IMMOVABLE CAPITAL PRODUCTION EXPENSES	1.500.000,00
46	35	1	33	6	2	0	334				Building New Slaughterhouses	50.000,00
46	35	1	33	6	2	0	334	5			Local Governments	50.000,00
46	35	1	33	6	2	0	334	5	6		CAPITAL EXPENSES	50.000,00
46	35	1	33	6	2	0	334	5	6	5	IMMOVABLE CAPITAL PRODUCTION EXPENSES	50.000,00
46	35	1	33	6	2	0	346				Building Multi-Storey Car Parks	500.000,00
46	35	1	33	6	2	0	346	5			Local Governments	500.000,00
46	35	1	33	6	2	0	346	5	6		CAPITAL EXPENSES	500.000,00
46	35	1	33	6	2	0	346	5	6	5	IMMOVABLE CAPITAL PRODUCTION EXPENSES	500.000,00
46	35	1	33	6	2	0	347				Implementation of Project Services	12.818.000,00
46	35	1	33	6	2	0	347	5			Local Governments	12.818.000,00
46	35	1	33	6	2	0	347	5	1		PERSONNEL EXPENDITURES	7.156.000,00
46	35	1	33	6	2	0	347	5	1	1	CIVIL SERVANTS	2.674.000,00
46	35	1	33	6	2	0	347	5	1	2	CONTRACTED PERSONNEL	4.438.000,00
46	35	1	33	6	2	0	347	5	1	4	TEMPORARY PERSONNEL	44.000,00
46	35	1	33	6	2	0	347	5	2		PREMIUM EXPENDITURES TO SOCIAL SECURITY INSTITUTIONS	1.042.000,00
46	35	1	33	6	2	0	347	5	2	1	CIVIL SERVANTS	302.000,00
46	35	1	33	6	2	0	347	5	2	2	CONTRACTED PERSONNEL	740.000,00
46	35	1	33	6	2	0	347	5	3		PURCHASE of GOODS and SERVICES EXPENDITURES	1.820.000,00
46	35	1	33	6	2	0	347	5	3	2	PURCHASE OF GOODS AND MATERIAL FOR CONSUMPTION	267.000,00
46	35	1	33	6	2	0	347	5	3	3	TRAVEL ALLOWANCES	80.000,00
46	35	1	33	6	2	0	347	5	3	4	DUTY EXPENDITURES	100.000,00
46	35	1	33	6	2	0	347	5	3	5	SERVICE PROCUREMENT	495.000,00
46	35	1	33	6	2	0	347	5	3	6	REPRESENTATION AND PROMOTION EXPENDITURES	450.000,00
46	35	1	33	6	2	0	347	5	3	7	MOVABLE ESTATE, PURCHASE OF UNMATERIAL PREROGATIVE EXPENDITURES OF MAINTENANCE-REPAIR	417.000,00
46	35	1	33	6	2	0	347	5	3	8	IMMOVABLE GOODS MAINTANANCE AND REPAIR EXPENDITURES	11.000,00
46	35	1	33	6	2	0	347	5	6		CAPITAL EXPENSES	2.800.000,00
46	35	1	33	6	2	0	347	5	6	1	PURCHASE OF FINISHED GOODS	100.000,00
46	35	1	33	6	2	0	347	5	6	3	PURCHASE OF INTANGIBLE PROPERTIES	200.000,00
46	35	1	33	6	2	0	347	5	6	5	IMMOVABLE CAPITAL PRODUCTION EXPENSES	1.250.000,00
46	35	1	33	6	2	0	347	5	6	7	IMMOVABLE MAJOR REPAIR EXPENSES	1.250.000,00
46	35	1	33	6	2	0	411				Construction and Development of Passenger Transfer Centers	500.000,00
46	35	1	33	6	2	0	411	5			Local Governments	500.000,00
46	35	1	33	6	2	0	411	5	6		CAPITAL EXPENSES	500.000,00
46	35	1	33	6	2	0	411	5	6	5	IMMOVABLE CAPITAL PRODUCTION EXPENSES	500.000,00
46	35	1	33	6	2	0	424				Building New Fire Brigade Buildings	1.200.000,00
46	35	1	33	6	2	0	424	5			Local Governments	1.200.000,00
46	35	1	33	6	2	0	424	5	6		CAPITAL EXPENSES	1.200.000,00
46	35	1	33	6	2	0	424	5	6	5	IMMOVABLE CAPITAL PRODUCTION EXPENSES	1.200.000,00
46	35	1	33	6	2	0	426				Construction of New Culture and Art Centers	400.000,00
46	35	1	33	6	2	0	426	5			Local Governments	400.000,00
46	35	1	33	6	2	0	426	5	6		CAPITAL EXPENSES	400.000,00
46	35	1	33	6	2	0	426	5	6	5	IMMOVABLE CAPITAL PRODUCTION EXPENSES	400.000,00
46	35	1	33	6	2	0	439				Construction of Sports Facilities and Complexes	300.000,00
46	35	1	33	6	2	0	439	5			Local Governments	300.000,00
46	35	1	33	6	2	0	439	5	6		CAPITAL EXPENSES	300.000,00
46	35	1	33	6	2	0	439	5	6	5	IMMOVABLE CAPITAL PRODUCTION EXPENSES	300.000,00
46	35	1	33	6	2	0	450				Counseling Center for Women	300.000,00
46	35	1	33	6	2	0	450	5			Local Governments	300.000,00
46	35	1	33	6	2	0	450	5	6		CAPITAL EXPENSES	300.000,00
46	35	1	33	6	2	0	450	5	6	5	IMMOVABLE CAPITAL PRODUCTION EXPENSES	300.000,00
46	35	1	33	6	2	0	451				Establishment of Youth Centers and Student Dormitories	250.000,00
46	35	1	33	6	2	0	451	5			Local Governments	250.000,00
46	35	1	33	6	2	0	451	5	6		CAPITAL EXPENSES	250.000,00
46	35	1	33	6	2	0	451	5	6	5	IMMOVABLE CAPITAL PRODUCTION EXPENSES	250.000,00

APPROPRIATION SCHEDULE (A)

INSTITUTIONAL CLASSIFICATION				FUNCTIONAL CLASSIFICATION				F.T.	ECONOMIC CLASSIFICATION		EXPLANATION	BUDGET APPROPRIATION YEAR 2021 (TL)
I	II	III	IV	I	II	III	IV	I	I	II		
46	35	1	33	6	2	0	480				Modern and İnnovative Green Fields Project	1.000.000,00
46	35	1	33	6	2	0	480	5			Local Governments	1.000.000,00
46	35	1	33	6	2	0	480	5	6		CAPITAL EXPENSES	1.000.000,00
46	35	1	33	6	2	0	480	5	6	5	IMMOVABLE CAPITAL PRODUCTION EXPENSES	1.000.000,00
46	35	1	33	6	2	0	483				Culturepark Renewal Project	500.000,00
46	35	1	33	6	2	0	483	5			Local Governments	500.000,00
46	35	1	33	6	2	0	483	5	6		CAPITAL EXPENSES	500.000,00
46	35	1	33	6	2	0	483	5	6	7	IMMOVABLE MAJOR REPAIR EXPENSES	500.000,00
46	35	1	33	6	2	0	503				Protection And Extensification of Green infrastructure	500.000,00
46	35	1	33	6	2	0	503	5			Local Governments	500.000,00
46	35	1	33	6	2	0	503	5	6		CAPITAL EXPENSES	500.000,00
46	35	1	33	6	2	0	503	5	6	5	IMMOVABLE CAPITAL PRODUCTION EXPENSES	500.000,00
46	35	1	33	6	2	0	518				Construction Of Next Generation Libraries	500.000,00
46	35	1	33	6	2	0	518	5			Local Governments	500.000,00
46	35	1	33	6	2	0	518	5	6		CAPITAL EXPENSES	500.000,00
46	35	1	33	6	2	0	518	5	6	5	IMMOVABLE CAPITAL PRODUCTION EXPENSES	500.000,00
46	35	1	33	6	2	0	528				Nursery And Faire Tale House Constructions	800.000,00
46	35	1	33	6	2	0	528	5			Local Governments	800.000,00
46	35	1	33	6	2	0	528	5	6		CAPITAL EXPENSES	800.000,00
46	35	1	33	6	2	0	528	5	6	5	IMMOVABLE CAPITAL PRODUCTION EXPENSES	800.000,00
46	35	1	33	6	2	0	537				Life Sciences Campus	350.000,00
46	35	1	33	6	2	0	537	5			Local Governments	350.000,00
46	35	1	33	6	2	0	537	5	6		CAPITAL EXPENSES	350.000,00
46	35	1	33	6	2	0	537	5	6	5	IMMOVABLE CAPITAL PRODUCTION EXPENSES	350.000,00
46	35	1	33	6	2	0	553				Implementation Of Energy Etude And Structural Engineering Services	3.076.000,00
46	35	1	33	6	2	0	553	5			Local Governments	3.076.000,00
46	35	1	33	6	2	0	553	5	1		PERSONNEL EXPENDITURES	843.000,00
46	35	1	33	6	2	0	553	5	1	1	CIVIL SERVANTS	843.000,00
46	35	1	33	6	2	0	553	5	2		PREMIUM EXPENDITURES TO SOCIAL SECURITY INSTITUTIONS	91.000,00
46	35	1	33	6	2	0	553	5	2	1	CIVIL SERVANTS	91.000,00
46	35	1	33	6	2	0	553	5	3		PURCHASE of GOODS and SERVICES EXPENDITURES	492.000,00
46	35	1	33	6	2	0	553	5	3	2	PURCHASE OF GOODS AND MATERIAL FOR CONSUMPTION	70.000,00
46	35	1	33	6	2	0	553	5	3	3	TRAVEL ALLOWANCES	30.000,00
46	35	1	33	6	2	0	553	5	3	5	SERVICE PROCUREMENT	294.000,00
46	35	1	33	6	2	0	553	5	3	6	REPRESENTATION AND PROMOTION EXPENDITURES	50.000,00
46	35	1	33	6	2	0	553	5	3	7	MOVABLE ESTATE, PURCHASE OF UNMATERIAL PREROGATIVE EXPENDITURES OF MAINTENANCE-REPAIR	40.000,00
46	35	1	33	6	2	0	553	5	3	8	IMMOVABLE GOODS MAINTANANCE AND REPAIR EXPENDITURES	8.000,00
46	35	1	33	6	2	0	553	5	6		CAPITAL EXPENSES	1.650.000,00
46	35	1	33	6	2	0	553	5	6	1	PURCHASE OF FINISHED GOODS	50.000,00
46	35	1	33	6	2	0	553	5	6	3	PURCHASE OF INTANGIBLE PROPERTIES	100.000,00
46	35	1	33	6	2	0	553	5	6	5	IMMOVABLE CAPITAL PRODUCTION EXPENSES	750.000,00
46	35	1	33	6	2	0	553	5	6	7	IMMOVABLE MAJOR REPAIR EXPENSES	750.000,00
46	35	1	33	6	2	0	827				Building and Rehabilitating Animal Shelters	50.000,00
46	35	1	33	6	2	0	827	5			Local Governments	50.000,00
46	35	1	33	6	2	0	827	5	6		CAPITAL EXPENSES	50.000,00
46	35	1	33	6	2	0	827	5	6	5	IMMOVABLE CAPITAL PRODUCTION EXPENSES	50.000,00
46	35	1	33	6	2	0	828				İzmir Wild Life Park II. Stage Project (Mediterranean Aquarium, Zoology Museum, New Continent Habitats)	50.000,00
46	35	1	33	6	2	0	828	5			Local Governments	50.000,00
46	35	1	33	6	2	0	828	5	6		CAPITAL EXPENSES	50.000,00
46	35	1	33	6	2	0	828	5	6	5	IMMOVABLE CAPITAL PRODUCTION EXPENSES	50.000,00
46	35	1	33	6	2	0	829				Clean Energy Educational Field and Ecological House Project	100.000,00
46	35	1	33	6	2	0	829	5			Local Governments	100.000,00
46	35	1	33	6	2	0	829	5	6		CAPITAL EXPENSES	100.000,00
46	35	1	33	6	2	0	829	5	6	5	IMMOVABLE CAPITAL PRODUCTION EXPENSES	100.000,00
46	35	1	33	6	2	0	849				Improvement of the Existing Sports Grounds and Gaining New Sports Grounds in Areas of Our Responsibilities	100.000,00
46	35	1	33	6	2	0	849	5			Local Governments	100.000,00
46	35	1	33	6	2	0	849	5	6		CAPITAL EXPENSES	100.000,00
46	35	1	33	6	2	0	849	5	6	5	IMMOVABLE CAPITAL PRODUCTION EXPENSES	100.000,00
46	35	1	33	6	2	0	911				Building Wholesale Vegetable Market Halls	500.000,00
46	35	1	33	6	2	0	911	5			Local Governments	500.000,00
46	35	1	33	6	2	0	911	5	6		CAPITAL EXPENSES	500.000,00
46	35	1	33	6	2	0	911	5	6	5	IMMOVABLE CAPITAL PRODUCTION EXPENSES	500.000,00
46	**35**	**1**	**33**	**8**							**RECREATIONAL, CULTURAL AND RELIGIOUS SERVICES**	**24.677.000,00**
46	35	1	33	8	2						Cultural Services	24.677.000,00
46	35	1	33	8	2	0					Cultural Services	24.677.000,00
46	35	1	33	8	2	0	177				Giving "Respecting History and Local Preservation Awards"	193.000,00
46	35	1	33	8	2	0	177	5			Local Governments	193.000,00
46	35	1	33	8	2	0	177	5	3		PURCHASE of GOODS and SERVICES EXPENDITURES	193.000,00
46	35	1	33	8	2	0	177	5	3	2	PURCHASE OF GOODS AND MATERIAL FOR CONSUMPTION	85.000,00
46	35	1	33	8	2	0	177	5	3	6	REPRESENTATION AND PROMOTION EXPENDITURES	108.000,00

APPROPRIATION SCHEDULE (A)

INSTITUTIONAL CLASSIFICATION				FUNCTIONAL CLASSIFICATION				F.T.	ECONOMIC CLASSIFICATION		EXPLANATION	BUDGET APPROPRIATION YEAR 2021 (TL)
I	II	III	IV	I	II	III	IV	I	I	II		
46	35	1	33	8	2	0	418				Implementation of Historical Environment and Cultural Assets Services	6.789.000,00
46	35	1	33	8	2	0	418	5			Local Governments	6.789.000,00
46	35	1	33	8	2	0	418	5	1		PERSONNEL EXPENDITURES	5.541.000,00
46	35	1	33	8	2	0	418	5	1	1	CIVIL SERVANTS	3.296.000,00
46	35	1	33	8	2	0	418	5	1	2	CONTRACTED PERSONNEL	2.240.000,00
46	35	1	33	8	2	0	418	5	1	4	TEMPORARY PERSONNEL	5.000,00
46	35	1	33	8	2	0	418	5	2		PREMIUM EXPENDITURES TO SOCIAL SECURITY INSTITUTIONS	745.000,00
46	35	1	33	8	2	0	418	5	2	1	CIVIL SERVANTS	367.000,00
46	35	1	33	8	2	0	418	5	2	2	CONTRACTED PERSONNEL	378.000,00
46	35	1	33	8	2	0	418	5	3		PURCHASE of GOODS and SERVICES EXPENDITURES	370.000,00
46	35	1	33	8	2	0	418	5	3	2	PURCHASE OF GOODS AND MATERIAL FOR CONSUMPTION	155.000,00
46	35	1	33	8	2	0	418	5	3	3	TRAVEL ALLOWANCES	8.000,00
46	35	1	33	8	2	0	418	5	3	5	SERVICE PROCUREMENT	125.000,00
46	35	1	33	8	2	0	418	5	3	6	REPRESENTATION AND PROMOTION EXPENDITURES	8.000,00
46	35	1	33	8	2	0	418	5	3	7	MOVABLE ESTATE, PURCHASE OF UNMATERIAL PREROGATIVE EXPENDITURES OF MAINTENANCE-REPAIR	73.000,00
46	35	1	33	8	2	0	418	5	3	8	IMMOVABLE GOODS MAINTANANCE AND REPAIR EXPENDITURES	1.000,00
46	35	1	33	8	2	0	418	5	5		CURRENT TRANSFERS	130.000,00
46	35	1	33	8	2	0	418	5	5	3	TRANSFERS TO NON PROFIT ORGANIZATIONS	130.000,00
46	35	1	33	8	2	0	418	5	6		CAPITAL EXPENSES	3.000,00
46	35	1	33	8	2	0	418	5	6	1	PURCHASE OF FINISHED GOODS	2.000,00
46	35	1	33	8	2	0	418	5	6	3	PURCHASE OF INTANGIBLE PROPERTIES	1.000,00
46	35	1	33	8	2	0	558				Archaeological Heritage Studies	1.000,00
46	35	1	33	8	2	0	558	5			Local Governments	1.000,00
46	35	1	33	8	2	0	558	5	3		PURCHASE of GOODS and SERVICES EXPENDITURES	1.000,00
46	35	1	33	8	2	0	558	5	3	5	SERVICE PROCUREMENT	1.000,00
46	35	1	33	8	2	0	836				Supporting Archaeological Excavations and Researches	10.000.000,00
46	35	1	33	8	2	0	836	5			Local Governments	10.000.000,00
46	35	1	33	8	2	0	836	5	5		CURRENT TRANSFERS	10.000.000,00
46	35	1	33	8	2	0	836	5	5	3	TRANSFERS TO NON PROFIT ORGANIZATIONS	10.000.000,00
46	35	1	33	8	2	0	871				Preservation, Vitalisation and Improvement Implementations in Construction and Area Scale	1.002.000,00
46	35	1	33	8	2	0	871	5			Local Governments	1.002.000,00
46	35	1	33	8	2	0	871	5	3		PURCHASE of GOODS and SERVICES EXPENDITURES	2.000,00
46	35	1	33	8	2	0	871	5	3	5	SERVICE PROCUREMENT	1.000,00
46	35	1	33	8	2	0	871	5	3	6	REPRESENTATION AND PROMOTION EXPENDITURES	1.000,00
46	35	1	33	8	2	0	871	5	6		CAPITAL EXPENSES	1.000.000,00
46	35	1	33	8	2	0	871	5	6	7	IMMOVABLE MAJOR REPAIR EXPENSES	1.000.000,00
46	35	1	33	8	2	0	872				İzmir's History; Konak Kemeraltı Region Renovation Area Stage Projects and Programmes	6.692.000,00
46	35	1	33	8	2	0	872	5			Local Governments	6.692.000,00
46	35	1	33	8	2	0	872	5	3		PURCHASE of GOODS and SERVICES EXPENDITURES	2.192.000,00
46	35	1	33	8	2	0	872	5	3	2	PURCHASE OF GOODS AND MATERIAL FOR CONSUMPTION	22.000,00
46	35	1	33	8	2	0	872	5	3	5	SERVICE PROCUREMENT	211.000,00
46	35	1	33	8	2	0	872	5	3	6	REPRESENTATION AND PROMOTION EXPENDITURES	1.959.000,00
46	35	1	33	8	2	0	872	5	6		CAPITAL EXPENSES	4.500.000,00
46	35	1	33	8	2	0	872	5	6	7	IMMOVABLE MAJOR REPAIR EXPENSES	4.500.000,00
46	35	1	34								DEPARTMENT OF CONSTRUCTIVE AFFAIRS	659.249.000,00
46	35	1	34	6							HOUSING AND PUBLIC WELFARE SERVICES	659.249.000,00
46	35	1	34	6	2						Public Welfare Services	659.249.000,00
46	35	1	34	6	2	0					Public Welfare Services	659.249.000,00
46	35	1	34	6	2	0	0				Public Welfare Services	1.621.000,00
46	35	1	34	6	2	0	0	5			Local Governments	1.621.000,00
46	35	1	34	6	2	0	0	5	1		PERSONNEL EXPENDITURES	1.358.000,00
46	35	1	34	6	2	0	0	5	1	1	CIVIL SERVANTS	1.172.000,00
46	35	1	34	6	2	0	0	5	1	2	CONTRACTED PERSONNEL	161.000,00
46	35	1	34	6	2	0	0	5	1	4	TEMPORARY PERSONNEL	25.000,00
46	35	1	34	6	2	0	0	5	2		PREMIUM EXPENDITURES TO SOCIAL SECURITY INSTITUTIONS	180.000,00
46	35	1	34	6	2	0	0	5	2	1	CIVIL SERVANTS	149.000,00
46	35	1	34	6	2	0	0	5	2	2	CONTRACTED PERSONNEL	31.000,00
46	35	1	34	6	2	0	0	5	3		PURCHASE of GOODS and SERVICES EXPENDITURES	78.000,00
46	35	1	34	6	2	0	0	5	3	2	PURCHASE OF GOODS AND MATERIAL FOR CONSUMPTION	23.000,00
46	35	1	34	6	2	0	0	5	3	3	TRAVEL ALLOWANCES	10.000,00
46	35	1	34	6	2	0	0	5	3	4	DUTY EXPENDITURES	11.000,00
46	35	1	34	6	2	0	0	5	3	5	SERVICE PROCUREMENT	22.000,00
46	35	1	34	6	2	0	0	5	3	7	MOVABLE ESTATE, PURCHASE OF UNMATERIAL PREROGATIVE EXPENDITURES OF MAINTENANCE-REPAIR	12.000,00
46	35	1	34	6	2	0	0	5	6		CAPITAL EXPENSES	5.000,00
46	35	1	34	6	2	0	0	5	6	1	PURCHASE OF FINISHED GOODS	5.000,00
46	35	1	34	6	2	0	38				Construction of Waste Transfer Stations	2.500.000,00
46	35	1	34	6	2	0	38	5			Local Governments	2.500.000,00
46	35	1	34	6	2	0	38	5	6		CAPITAL EXPENSES	2.500.000,00
46	35	1	34	6	2	0	38	5	6	5	IMMOVABLE CAPITAL PRODUCTION EXPENSES	2.500.000,00

APPROPRIATION SCHEDULE (A)

INSTITUTIONAL CLASSIFICATION				FUNCTIONAL CLASSIFICATION				F.T.	ECONOMIC CLASSIFICATION		EXPLANATION	BUDGET APPROPRIATION YEAR 2021 (TL)
I	II	III	IV	I	II	III	IV	I	I	II		
46	35	1	34	6	2	0	79				İzmir Opera Building	100.000.000,00
46	35	1	34	6	2	0	79	5			Local Governments	100.000.000,00
46	35	1	34	6	2	0	79	5	6		CAPITAL EXPENSES	100.000.000,00
46	35	1	34	6	2	0	79	5	6	5	IMMOVABLE CAPITAL PRODUCTION EXPENSES	100.000.000,00
46	35	1	34	6	2	0	105				Multi-Purpose Hall Construction	1.000.000,00
46	35	1	34	6	2	0	105	5			Local Governments	1.000.000,00
46	35	1	34	6	2	0	105	5	6		CAPITAL EXPENSES	1.000.000,00
46	35	1	34	6	2	0	105	5	6	5	IMMOVABLE CAPITAL PRODUCTION EXPENSES	1.000.000,00
46	35	1	34	6	2	0	113				Arrangement of Cemeteries and New Burial Areas	35.000.000,00
46	35	1	34	6	2	0	113	5			Local Governments	35.000.000,00
46	35	1	34	6	2	0	113	5	6		CAPITAL EXPENSES	35.000.000,00
46	35	1	34	6	2	0	113	5	6	5	IMMOVABLE CAPITAL PRODUCTION EXPENSES	35.000.000,00
46	35	1	34	6	2	0	130				Social Facilities of Sirinyer Park	1.000.000,00
46	35	1	34	6	2	0	130	5			Local Governments	1.000.000,00
46	35	1	34	6	2	0	130	5	6		CAPITAL EXPENSES	1.000.000,00
46	35	1	34	6	2	0	130	5	6	5	IMMOVABLE CAPITAL PRODUCTION EXPENSES	1.000.000,00
46	35	1	34	6	2	0	246				Implementation of Healthy Cities and Clean Energy Activities	1.000.000,00
46	35	1	34	6	2	0	246	5			Local Governments	1.000.000,00
46	35	1	34	6	2	0	246	5	6		CAPITAL EXPENSES	1.000.000,00
46	35	1	34	6	2	0	246	5	6	5	IMMOVABLE CAPITAL PRODUCTION EXPENSES	1.000.000,00
46	35	1	34	6	2	0	258				Municipal Service Facilities and Constructing Buildings	17.000.000,00
46	35	1	34	6	2	0	258	5			Local Governments	17.000.000,00
46	35	1	34	6	2	0	258	5	6		CAPITAL EXPENSES	17.000.000,00
46	35	1	34	6	2	0	258	5	6	5	IMMOVABLE CAPITAL PRODUCTION EXPENSES	17.000.000,00
46	35	1	34	6	2	0	262				Coastal Arrangements	30.000.000,00
46	35	1	34	6	2	0	262	5			Local Governments	30.000.000,00
46	35	1	34	6	2	0	262	5	6		CAPITAL EXPENSES	30.000.000,00
46	35	1	34	6	2	0	262	5	6	7	IMMOVABLE MAJOR REPAIR EXPENSES	30.000.000,00
46	35	1	34	6	2	0	334				Building New Slaughterhouses	100.000,00
46	35	1	34	6	2	0	334	5			Local Governments	100.000,00
46	35	1	34	6	2	0	334	5	6		CAPITAL EXPENSES	100.000,00
46	35	1	34	6	2	0	334	5	6	5	IMMOVABLE CAPITAL PRODUCTION EXPENSES	100.000,00
46	35	1	34	6	2	0	346				Building Multi-Storey Car Parks	25.000.000,00
46	35	1	34	6	2	0	346	5			Local Governments	25.000.000,00
46	35	1	34	6	2	0	346	5	6		CAPITAL EXPENSES	25.000.000,00
46	35	1	34	6	2	0	346	5	6	5	IMMOVABLE CAPITAL PRODUCTION EXPENSES	25.000.000,00
46	35	1	34	6	2	0	350				Implementation of Other Construction Works	125.310.000,00
46	35	1	34	6	2	0	350	5			Local Governments	125.310.000,00
46	35	1	34	6	2	0	350	5	1		PERSONNEL EXPENDITURES	3.352.000,00
46	35	1	34	6	2	0	350	5	1	1	CIVIL SERVANTS	2.803.000,00
46	35	1	34	6	2	0	350	5	1	2	CONTRACTED PERSONNEL	505.000,00
46	35	1	34	6	2	0	350	5	1	4	TEMPORARY PERSONNEL	44.000,00
46	35	1	34	6	2	0	350	5	2		PREMIUM EXPENDITURES TO SOCIAL SECURITY INSTITUTIONS	434.000,00
46	35	1	34	6	2	0	350	5	2	1	CIVIL SERVANTS	339.000,00
46	35	1	34	6	2	0	350	5	2	2	CONTRACTED PERSONNEL	95.000,00
46	35	1	34	6	2	0	350	5	3		PURCHASE of GOODS and SERVICES EXPENDITURES	364.000,00
46	35	1	34	6	2	0	350	5	3	2	PURCHASE OF GOODS AND MATERIAL FOR CONSUMPTION	56.000,00
46	35	1	34	6	2	0	350	5	3	3	TRAVEL ALLOWANCES	27.000,00
46	35	1	34	6	2	0	350	5	3	4	DUTY EXPENDITURES	101.000,00
46	35	1	34	6	2	0	350	5	3	5	SERVICE PROCUREMENT	54.000,00
46	35	1	34	6	2	0	350	5	3	6	REPRESENTATION AND PROMOTION EXPENDITURES	30.000,00
46	35	1	34	6	2	0	350	5	3	7	MOVABLE ESTATE, PURCHASE OF UNMATERIAL PREROGATIVE EXPENDITURES OF MAINTENANCE-REPAIR	6.000,00
46	35	1	34	6	2	0	350	5	3	8	IMMOVABLE GOODS MAINTANANCE AND REPAIR EXPENDITURES	90.000,00
46	35	1	34	6	2	0	350	5	6		CAPITAL EXPENSES	20.160.000,00
46	35	1	34	6	2	0	350	5	6	1	PURCHASE OF FINISHED GOODS	10.000,00
46	35	1	34	6	2	0	350	5	6	5	IMMOVABLE CAPITAL PRODUCTION EXPENSES	15.150.000,00
46	35	1	34	6	2	0	350	5	6	7	IMMOVABLE MAJOR REPAIR EXPENSES	5.000.000,00
46	35	1	34	6	2	0	350	5	7		CAPITAL TRANSFERS	101.000.000,00
46	35	1	34	6	2	0	350	5	7	1	DOMESTIC CAPITAL TRANSFERS	101.000.000,00
46	35	1	34	6	2	0	356				Implementation Of Maıntenance And Repaır Of Structures Services	130.625.000,00
46	35	1	34	6	2	0	356	5			Local Governments	130.625.000,00
46	35	1	34	6	2	0	356	5	1		PERSONNEL EXPENDITURES	3.341.000,00
46	35	1	34	6	2	0	356	5	1	1	CIVIL SERVANTS	1.918.000,00
46	35	1	34	6	2	0	356	5	1	2	CONTRACTED PERSONNEL	905.000,00
46	35	1	34	6	2	0	356	5	1	3	WORKERS	516.000,00
46	35	1	34	6	2	0	356	5	1	4	TEMPORARY PERSONNEL	2.000,00
46	35	1	34	6	2	0	356	5	2		PREMIUM EXPENDITURES TO SOCIAL SECURITY INSTITUTIONS	395.000,00
46	35	1	34	6	2	0	356	5	2	1	CIVIL SERVANTS	190.000,00
46	35	1	34	6	2	0	356	5	2	2	CONTRACTED PERSONNEL	150.000,00
46	35	1	34	6	2	0	356	5	2	3	WORKERS	55.000,00
46	35	1	34	6	2	0	356	5	3		PURCHASE of GOODS and SERVICES EXPENDITURES	66.819.000,00
46	35	1	34	6	2	0	356	5	3	2	PURCHASE OF GOODS AND MATERIAL FOR CONSUMPTION	55.321.000,00
46	35	1	34	6	2	0	356	5	3	3	TRAVEL ALLOWANCES	26.000,00
46	35	1	34	6	2	0	356	5	3	4	DUTY EXPENDITURES	51.000,00

APPROPRIATION SCHEDULE (A)

INSTITUTIONAL CLASSIFICATION				FUNCTIONAL CLASSIFICATION				F.T.	ECONOMIC CLASSIFICATION		EXPLANATION	BUDGET APPROPRIATION YEAR 2021 (TL)
I	II	III	IV	I	II	III	IV	I	I	II		
46	35	1	34	6	2	0	356	5	3	5	SERVICE PROCUREMENT	10.720.000,00
46	35	1	34	6	2	0	356	5	3	7	MOVABLE ESTATE, PURCHASE OF UNMATERIAL PREROGATIVE EXPENDITURES OF MAINTENANCE-REPAIR	670.000,00
46	35	1	34	6	2	0	356	5	3	8	IMMOVABLE GOODS MAINTANANCE AND REPAIR EXPENDITURES	30.000,00
46	35	1	34	6	2	0	356	5	3	9	TREATMENT AND FUNERAL EXPENDITURES	1.000,00
46	35	1	34	6	2	0	356	5	6		CAPITAL EXPENSES	60.070.000,00
46	35	1	34	6	2	0	356	5	6	1	PURCHASE OF FINISHED GOODS	870.000,00
46	35	1	34	6	2	0	356	5	6	5	IMMOVABLE CAPITAL PRODUCTION EXPENSES	7.150.000,00
46	35	1	34	6	2	0	356	5	6	7	IMMOVABLE MAJOR REPAIR EXPENSES	52.050.000,00
46	35	1	34	6	2	0	411				Construction and Development of Passenger Transfer Centers	6.000.000,00
46	35	1	34	6	2	0	411	5			Local Governments	6.000.000,00
46	35	1	34	6	2	0	411	5	6		CAPITAL EXPENSES	6.000.000,00
46	35	1	34	6	2	0	411	5	6	5	IMMOVABLE CAPITAL PRODUCTION EXPENSES	6.000.000,00
46	35	1	34	6	2	0	424				Building New Fire Brigade Buildings	3.000.000,00
46	35	1	34	6	2	0	424	5			Local Governments	3.000.000,00
46	35	1	34	6	2	0	424	5	6		CAPITAL EXPENSES	3.000.000,00
46	35	1	34	6	2	0	424	5	6	5	IMMOVABLE CAPITAL PRODUCTION EXPENSES	3.000.000,00
46	35	1	34	6	2	0	426				Construction of New Culture and Art Centers	3.000.000,00
46	35	1	34	6	2	0	426	5			Local Governments	3.000.000,00
46	35	1	34	6	2	0	426	5	6		CAPITAL EXPENSES	3.000.000,00
46	35	1	34	6	2	0	426	5	6	5	IMMOVABLE CAPITAL PRODUCTION EXPENSES	3.000.000,00
46	35	1	34	6	2	0	439				Construction of Sports Facilities and Complexes	15.000.000,00
46	35	1	34	6	2	0	439	5			Local Governments	15.000.000,00
46	35	1	34	6	2	0	439	5	6		CAPITAL EXPENSES	15.000.000,00
46	35	1	34	6	2	0	439	5	6	5	IMMOVABLE CAPITAL PRODUCTION EXPENSES	15.000.000,00
46	35	1	34	6	2	0	450				Counseling Center for Women	1.000.000,00
46	35	1	34	6	2	0	450	5			Local Governments	1.000.000,00
46	35	1	34	6	2	0	450	5	6		CAPITAL EXPENSES	1.000.000,00
46	35	1	34	6	2	0	450	5	6	5	IMMOVABLE CAPITAL PRODUCTION EXPENSES	1.000.000,00
46	35	1	34	6	2	0	451				Establishment of Youth Centers and Student Dormitories	15.000.000,00
46	35	1	34	6	2	0	451	5			Local Governments	15.000.000,00
46	35	1	34	6	2	0	451	5	6		CAPITAL EXPENSES	15.000.000,00
46	35	1	34	6	2	0	451	5	6	5	IMMOVABLE CAPITAL PRODUCTION EXPENSES	15.000.000,00
46	35	1	34	6	2	0	480				Modern and İnnovative Green Fields Project	22.000.000,00
46	35	1	34	6	2	0	480	5			Local Governments	22.000.000,00
46	35	1	34	6	2	0	480	5	6		CAPITAL EXPENSES	22.000.000,00
46	35	1	34	6	2	0	480	5	6	7	IMMOVABLE MAJOR REPAIR EXPENSES	22.000.000,00
46	35	1	34	6	2	0	483				Culturepark Renewal Project	1.000.000,00
46	35	1	34	6	2	0	483	5			Local Governments	1.000.000,00
46	35	1	34	6	2	0	483	5	6		CAPITAL EXPENSES	1.000.000,00
46	35	1	34	6	2	0	483	5	6	7	IMMOVABLE MAJOR REPAIR EXPENSES	1.000.000,00
46	35	1	34	6	2	0	484				Green Field Arrangements in Aesthetical and Eligible Urban Squares, İntersections, Refuges	1.000.000,00
46	35	1	34	6	2	0	484	5			Local Governments	1.000.000,00
46	35	1	34	6	2	0	484	5	6		CAPITAL EXPENSES	1.000.000,00
46	35	1	34	6	2	0	484	5	6	5	IMMOVABLE CAPITAL PRODUCTION EXPENSES	1.000.000,00
46	35	1	34	6	2	0	528				Nursery And Faire Tale House Constructions	1.000.000,00
46	35	1	34	6	2	0	528	5			Local Governments	1.000.000,00
46	35	1	34	6	2	0	528	5	6		CAPITAL EXPENSES	1.000.000,00
46	35	1	34	6	2	0	528	5	6	5	IMMOVABLE CAPITAL PRODUCTION EXPENSES	1.000.000,00
46	35	1	34	6	2	0	567				Maintenance, Repair And Reinforcement Works Against Disasters in Provincial Borders	50.000.000,00
46	35	1	34	6	2	0	567	5			Local Governments	50.000.000,00
46	35	1	34	6	2	0	567	5	6		CAPITAL EXPENSES	50.000.000,00
46	35	1	34	6	2	0	567	5	6	7	IMMOVABLE MAJOR REPAIR EXPENSES	50.000.000,00
46	35	1	34	6	2	0	816				Implementation of Other Restoration Works	2.437.000,00
46	35	1	34	6	2	0	816	5			Local Governments	2.437.000,00
46	35	1	34	6	2	0	816	5	1		PERSONNEL EXPENDITURES	1.978.000,00
46	35	1	34	6	2	0	816	5	1	1	CIVIL SERVANTS	1.508.000,00
46	35	1	34	6	2	0	816	5	1	2	CONTRACTED PERSONNEL	445.000,00
46	35	1	34	6	2	0	816	5	1	4	TEMPORARY PERSONNEL	25.000,00
46	35	1	34	6	2	0	816	5	2		PREMIUM EXPENDITURES TO SOCIAL SECURITY INSTITUTIONS	250.000,00
46	35	1	34	6	2	0	816	5	2	1	CIVIL SERVANTS	160.000,00
46	35	1	34	6	2	0	816	5	2	2	CONTRACTED PERSONNEL	90.000,00
46	35	1	34	6	2	0	816	5	3		PURCHASE of GOODS and SERVICES EXPENDITURES	179.000,00
46	35	1	34	6	2	0	816	5	3	2	PURCHASE OF GOODS AND MATERIAL FOR CONSUMPTION	56.000,00
46	35	1	34	6	2	0	816	5	3	3	TRAVEL ALLOWANCES	22.000,00
46	35	1	34	6	2	0	816	5	3	4	DUTY EXPENDITURES	53.000,00
46	35	1	34	6	2	0	816	5	3	5	SERVICE PROCUREMENT	38.000,00
46	35	1	34	6	2	0	816	5	3	7	MOVABLE ESTATE, PURCHASE OF UNMATERIAL PREROGATIVE EXPENDITURES OF MAINTENANCE-REPAIR	10.000,00
46	35	1	34	6	2	0	816	5	6		CAPITAL EXPENSES	30.000,00
46	35	1	34	6	2	0	816	5	6	7	IMMOVABLE MAJOR REPAIR EXPENSES	30.000,00

APPROPRIATION SCHEDULE (A)

INSTITUTIONAL CLASSIFICATION				FUNCTIONAL CLASSIFICATION				F.T.	ECONOMIC CLASSIFICATION		EXPLANATION	BUDGET APPROPRIATION YEAR 2021 (TL)
I	II	III	IV	I	II	III	IV	I	I	II		
46	35	1	34	6	2	0	827				Building and Rehabilitating Animal Shelters	15.000.000,00
46	35	1	34	6	2	0	827	5			Local Governments	15.000.000,00
46	35	1	34	6	2	0	827	5	6		CAPITAL EXPENSES	15.000.000,00
46	35	1	34	6	2	0	827	5	6	5	IMMOVABLE CAPITAL PRODUCTION EXPENSES	15.000.000,00
46	35	1	34	6	2	0	828				İzmir Wild Life Park II. Stage Project (Mediterranean Aquarium, Zoology Museum, New Continent Habitats)	3.500.000,00
46	35	1	34	6	2	0	828	5			Local Governments	3.500.000,00
46	35	1	34	6	2	0	828	5	6		CAPITAL EXPENSES	3.500.000,00
46	35	1	34	6	2	0	828	5	6	5	IMMOVABLE CAPITAL PRODUCTION EXPENSES	3.500.000,00
46	35	1	34	6	2	0	871				Preservation, Vitalisation and Improvement Implementations in Construction and Area Scale	15.000.000,00
46	35	1	34	6	2	0	871	5			Local Governments	15.000.000,00
46	35	1	34	6	2	0	871	5	6		CAPITAL EXPENSES	15.000.000,00
46	35	1	34	6	2	0	871	5	6	7	IMMOVABLE MAJOR REPAIR EXPENSES	15.000.000,00
46	35	1	34	6	2	0	872				İzmir's History; Konak Kemeraltı Region Renovation Area Stage Projects and Programmes	15.000.000,00
46	35	1	34	6	2	0	872	5			Local Governments	15.000.000,00
46	35	1	34	6	2	0	872	5	6		CAPITAL EXPENSES	15.000.000,00
46	35	1	34	6	2	0	872	5	6	7	IMMOVABLE MAJOR REPAIR EXPENSES	15.000.000,00
46	35	1	34	6	2	0	911				Building Wholesale Vegetable Market Halls	10.000.000,00
46	35	1	34	6	2	0	911	5			Local Governments	10.000.000,00
46	35	1	34	6	2	0	911	5	6		CAPITAL EXPENSES	10.000.000,00
46	35	1	34	6	2	0	911	5	6	5	IMMOVABLE CAPITAL PRODUCTION EXPENSES	10.000.000,00
46	35	1	34	6	2	0	925				Implementation of Machine and Electric Construction Works	10.156.000,00
46	35	1	34	6	2	0	925	5			Local Governments	10.156.000,00
46	35	1	34	6	2	0	925	5	1		PERSONNEL EXPENDITURES	3.141.000,00
46	35	1	34	6	2	0	925	5	1	1	CIVIL SERVANTS	2.381.000,00
46	35	1	34	6	2	0	925	5	1	2	CONTRACTED PERSONNEL	760.000,00
46	35	1	34	6	2	0	925	5	2		PREMIUM EXPENDITURES TO SOCIAL SECURITY INSTITUTIONS	403.000,00
46	35	1	34	6	2	0	925	5	2	1	CIVIL SERVANTS	282.000,00
46	35	1	34	6	2	0	925	5	2	2	CONTRACTED PERSONNEL	121.000,00
46	35	1	34	6	2	0	925	5	3		PURCHASE of GOODS and SERVICES EXPENDITURES	337.000,00
46	35	1	34	6	2	0	925	5	3	2	PURCHASE OF GOODS AND MATERIAL FOR CONSUMPTION	87.000,00
46	35	1	34	6	2	0	925	5	3	3	TRAVEL ALLOWANCES	40.000,00
46	35	1	34	6	2	0	925	5	3	4	DUTY EXPENDITURES	161.000,00
46	35	1	34	6	2	0	925	5	3	5	SERVICE PROCUREMENT	15.000,00
46	35	1	34	6	2	0	925	5	3	7	MOVABLE ESTATE, PURCHASE OF UNMATERIAL PREROGATIVE	4.000,00
46	35	1	34	6	2	0	925	5	3	8	IMMOVABLE GOODS MAINTANANCE AND REPAIR EXPENDITURES	30.000,00
46	35	1	34	6	2	0	925	5	6		CAPITAL EXPENSES	6.275.000,00
46	35	1	34	6	2	0	925	5	6	1	PURCHASE OF FINISHED GOODS	5.000,00
46	35	1	34	6	2	0	925	5	6	7	IMMOVABLE MAJOR REPAIR EXPENSES	6.270.000,00
46	35	1	36								DEPARTMENT OF MUKHTAR AFFAIRS	37.606.000,00
46	35	1	36	1							GENERAL PUBLIC SERVICES	37.606.000,00
46	35	1	36	1	9						UNCLASSIFIED GENERAL PUBLIC SERVICES	37.606.000,00
46	35	1	36	1	9	9					Unclassified General Public Services	37.606.000,00
46	35	1	36	1	9	9	0				Unclassified General Public Services	37.606.000,00
46	35	1	36	1	9	9	0	5			Local Governments	37.606.000,00
46	35	1	36	1	9	9	0	5	1		PERSONNEL EXPENDITURES	19.289.000,00
46	35	1	36	1	9	9	0	5	1	1	CIVIL SERVANTS	18.027.000,00
46	35	1	36	1	9	9	0	5	1	2	CONTRACTED PERSONNEL	458.000,00
46	35	1	36	1	9	9	0	5	1	3	WORKERS	804.000,00
46	35	1	36	1	9	9	0	5	2		PREMIUM EXPENDITURES TO SOCIAL SECURITY INSTITUTIONS	2.375.000,00
46	35	1	36	1	9	9	0	5	2	1	CIVIL SERVANTS	2.215.000,00
46	35	1	36	1	9	9	0	5	2	2	CONTRACTED PERSONNEL	70.000,00
46	35	1	36	1	9	9	0	5	2	3	WORKERS	90.000,00
46	35	1	36	1	9	9	0	5	3		PURCHASE of GOODS and SERVICES EXPENDITURES	15.887.000,00
46	35	1	36	1	9	9	0	5	3	2	PURCHASE OF GOODS AND MATERIAL FOR CONSUMPTION	1.093.000,00
46	35	1	36	1	9	9	0	5	3	3	TRAVEL ALLOWANCES	10.000,00
46	35	1	36	1	9	9	0	5	3	4	DUTY EXPENDITURES	15.000,00
46	35	1	36	1	9	9	0	5	3	5	SERVICE PROCUREMENT	14.282.000,00
46	35	1	36	1	9	9	0	5	3	6	REPRESENTATION AND PROMOTION EXPENDITURES	250.000,00
46	35	1	36	1	9	9	0	5	3	7	MOVABLE ESTATE, PURCHASE OF UNMATERIAL PREROGATIVE	206.000,00
46	35	1	36	1	9	9	0	5	3	8	IMMOVABLE GOODS MAINTANANCE AND REPAIR EXPENDITURES	30.000,00
46	35	1	36	1	9	9	0	5	3	9	TREATMENT AND FUNERAL EXPENDITURES	1.000,00
46	35	1	36	1	9	9	0	5	6		CAPITAL EXPENSES	55.000,00
46	35	1	36	1	9	9	0	5	6	1	PURCHASE OF FINISHED GOODS	45.000,00
46	35	1	36	1	9	9	0	5	6	5	IMMOVABLE CAPITAL PRODUCTION EXPENSES	10.000,00
46	35	1	37								DEPARTMENT OF HOUSING AND URBAN	14.740.000,00
46	35	1	37	4							FINANCIAL AFFAIRS AND SERVICES	14.740.000,00
46	35	1	37	4	4						Mining, Manufacturing And Construction Services	14.740.000,00
46	35	1	37	4	4	3					Construction Affairs Services	14.740.000,00
46	35	1	37	4	4	3	167				Master Development Plan and Revision of Plan	800.000,00
46	35	1	37	4	4	3	167	5			Local Governments	800.000,00
46	35	1	37	4	4	3	167	5	6		CAPITAL EXPENSES	800.000,00
46	35	1	37	4	4	3	167	5	6	3	PURCHASE OF INTANGIBLE PROPERTIES	800.000,00
46	35	1	37	4	4	3	279				Performing Zoning Plan Based Geological, Geological/Geotechnical and	1.300.000,00
46	35	1	37	4	4	3	279	5			Local Governments	1.300.000,00

APPROPRIATION SCHEDULE (A)

INSTITUTIONAL CLASSIFICATION				FUNCTIONAL CLASSIFICATION				F.T.	ECONOMIC CLASSIFICATION		EXPLANATION	BUDGET APPROPRIATION YEAR 2021 (TL)
I	II	III	IV	I	II	III	IV	I	I	II		
46	35	1	37	4	4	3	279	5	3		PURCHASE of GOODS and SERVICES EXPENDITURES	100.000,00
46	35	1	37	4	4	3	279	5	3	5	SERVICE PROCUREMENT	100.000,00
46	35	1	37	4	4	3	279	5	6		CAPITAL EXPENSES	1.200.000,00
46	35	1	37	4	4	3	279	5	6	5	IMMOVABLE CAPITAL PRODUCTION EXPENSES	1.200.000,00
46	35	1	37	4	4	3	413				Implementation Of Upper Scale Plans Services	4.389.000,00
46	35	1	37	4	4	3	413	5			Local Governments	4.389.000,00
46	35	1	37	4	4	3	413	5	1		PERSONNEL EXPENDITURES	3.335.000,00
46	35	1	37	4	4	3	413	5	1	1	CIVIL SERVANTS	706.000,00
46	35	1	37	4	4	3	413	5	1	2	CONTRACTED PERSONNEL	2.612.000,00
46	35	1	37	4	4	3	413	5	1	4	TEMPORARY PERSONNEL	17.000,00
46	35	1	37	4	4	3	413	5	2		PREMIUM EXPENDITURES TO SOCIAL SECURITY INSTITUTIONS	603.000,00
46	35	1	37	4	4	3	413	5	2	1	CIVIL SERVANTS	81.000,00
46	35	1	37	4	4	3	413	5	2	2	CONTRACTED PERSONNEL	522.000,00
46	35	1	37	4	4	3	413	5	3		PURCHASE of GOODS and SERVICES EXPENDITURES	336.000,00
46	35	1	37	4	4	3	413	5	3	2	PURCHASE OF GOODS AND MATERIAL FOR CONSUMPTION	72.000,00
46	35	1	37	4	4	3	413	5	3	3	TRAVEL ALLOWANCES	35.000,00
46	35	1	37	4	4	3	413	5	3	4	DUTY EXPENDITURES	80.000,00
46	35	1	37	4	4	3	413	5	3	5	SERVICE PROCUREMENT	64.000,00
46	35	1	37	4	4	3	413	5	3	6	REPRESENTATION AND PROMOTION EXPENDITURES	16.000,00
46	35	1	37	4	4	3	413	5	3	7	MOVABLE ESTATE, PURCHASE OF UNMATERIAL PREROGATIVE EXPENDITURES OF MAINTENANCE-REPAIR	69.000,00
46	35	1	37	4	4	3	413	5	6		CAPITAL EXPENSES	115.000,00
46	35	1	37	4	4	3	413	5	6	1	PURCHASE OF FINISHED GOODS	65.000,00
46	35	1	37	4	4	3	413	5	6	3	PURCHASE OF INTANGIBLE PROPERTIES	50.000,00
46	35	1	37	4	4	3	550				Implementation Of Master And Application Zoning Plan Services	1.473.000,00
46	35	1	37	4	4	3	550	5			Local Governments	1.473.000,00
46	35	1	37	4	4	3	550	5	1		PERSONNEL EXPENDITURES	957.000,00
46	35	1	37	4	4	3	550	5	1	1	CIVIL SERVANTS	940.000,00
46	35	1	37	4	4	3	550	5	1	4	TEMPORARY PERSONNEL	17.000,00
46	35	1	37	4	4	3	550	5	2		PREMIUM EXPENDITURES TO SOCIAL SECURITY INSTITUTIONS	133.000,00
46	35	1	37	4	4	3	550	5	2	1	CIVIL SERVANTS	133.000,00
46	35	1	37	4	4	3	550	5	3		PURCHASE of GOODS and SERVICES EXPENDITURES	291.000,00
46	35	1	37	4	4	3	550	5	3	2	PURCHASE OF GOODS AND MATERIAL FOR CONSUMPTION	41.000,00
46	35	1	37	4	4	3	550	5	3	3	TRAVEL ALLOWANCES	20.000,00
46	35	1	37	4	4	3	550	5	3	4	DUTY EXPENDITURES	85.000,00
46	35	1	37	4	4	3	550	5	3	5	SERVICE PROCUREMENT	111.000,00
46	35	1	37	4	4	3	550	5	3	6	REPRESENTATION AND PROMOTION EXPENDITURES	6.000,00
46	35	1	37	4	4	3	550	5	3	7	MOVABLE ESTATE, PURCHASE OF UNMATERIAL PREROGATIVE EXPENDITURES OF MAINTENANCE-REPAIR	28.000,00
46	35	1	37	4	4	3	550	5	6		CAPITAL EXPENSES	92.000,00
46	35	1	37	4	4	3	550	5	6	1	PURCHASE OF FINISHED GOODS	42.000,00
46	35	1	37	4	4	3	550	5	6	3	PURCHASE OF INTANGIBLE PROPERTIES	50.000,00
46	35	1	37	4	4	3	551				Implementation Of Research Planning Information Systems Services	2.169.000,00
46	35	1	37	4	4	3	551	5			Local Governments	2.169.000,00
46	35	1	37	4	4	3	551	5	1		PERSONNEL EXPENDITURES	1.705.000,00
46	35	1	37	4	4	3	551	5	1	1	CIVIL SERVANTS	1.688.000,00
46	35	1	37	4	4	3	551	5	1	4	TEMPORARY PERSONNEL	17.000,00
46	35	1	37	4	4	3	551	5	2		PREMIUM EXPENDITURES TO SOCIAL SECURITY INSTITUTIONS	205.000,00
46	35	1	37	4	4	3	551	5	2	1	CIVIL SERVANTS	205.000,00
46	35	1	37	4	4	3	551	5	3		PURCHASE of GOODS and SERVICES EXPENDITURES	90.000,00
46	35	1	37	4	4	3	551	5	3	2	PURCHASE OF GOODS AND MATERIAL FOR CONSUMPTION	36.000,00
46	35	1	37	4	4	3	551	5	3	3	TRAVEL ALLOWANCES	19.000,00
46	35	1	37	4	4	3	551	5	3	5	SERVICE PROCUREMENT	7.000,00
46	35	1	37	4	4	3	551	5	3	6	REPRESENTATION AND PROMOTION EXPENDITURES	8.000,00
46	35	1	37	4	4	3	551	5	3	7	MOVABLE ESTATE, PURCHASE OF UNMATERIAL PREROGATIVE EXPENDITURES OF MAINTENANCE-REPAIR	20.000,00
46	35	1	37	4	4	3	551	5	6		CAPITAL EXPENSES	169.000,00
46	35	1	37	4	4	3	551	5	6	1	PURCHASE OF FINISHED GOODS	69.000,00
46	35	1	37	4	4	3	551	5	6	3	PURCHASE OF INTANGIBLE PROPERTIES	100.000,00
46	35	1	37	4	4	3	552				Development Of Revision Renewal Plans Services	818.000,00
46	35	1	37	4	4	3	552	5			Local Governments	818.000,00
46	35	1	37	4	4	3	552	5	1		PERSONNEL EXPENDITURES	430.000,00
46	35	1	37	4	4	3	552	5	1	1	CIVIL SERVANTS	413.000,00
46	35	1	37	4	4	3	552	5	1	4	TEMPORARY PERSONNEL	17.000,00
46	35	1	37	4	4	3	552	5	2		PREMIUM EXPENDITURES TO SOCIAL SECURITY INSTITUTIONS	46.000,00
46	35	1	37	4	4	3	552	5	2	1	CIVIL SERVANTS	46.000,00
46	35	1	37	4	4	3	552	5	3		PURCHASE of GOODS and SERVICES EXPENDITURES	242.000,00
46	35	1	37	4	4	3	552	5	3	2	PURCHASE OF GOODS AND MATERIAL FOR CONSUMPTION	42.000,00
46	35	1	37	4	4	3	552	5	3	3	TRAVEL ALLOWANCES	27.000,00
46	35	1	37	4	4	3	552	5	3	4	DUTY EXPENDITURES	90.000,00
46	35	1	37	4	4	3	552	5	3	5	SERVICE PROCUREMENT	28.000,00
46	35	1	37	4	4	3	552	5	3	6	REPRESENTATION AND PROMOTION EXPENDITURES	8.000,00
46	35	1	37	4	4	3	552	5	3	7	MOVABLE ESTATE, PURCHASE OF UNMATERIAL PREROGATIVE EXPENDITURES OF MAINTENANCE-REPAIR	47.000,00

APPROPRIATION SCHEDULE (A)

INSTITUTIONAL CLASSIFICATION				FUNCTIONAL CLASSIFICATION				F.T.	ECONOMIC CLASSIFICATION		EXPLANATION	BUDGET APPROPRIATION YEAR 2021 (TL)
I	II	III	IV	I	II	III	IV	I	I	II		
46	35	1	37	4	4	3	552	5	6		CAPITAL EXPENSES	100.000,00
46	35	1	37	4	4	3	552	5	6	1	PURCHASE OF FINISHED GOODS	40.000,00
46	35	1	37	4	4	3	552	5	6	3	PURCHASE OF INTANGIBLE PROPERTIES	60.000,00
46	35	1	37	4	4	3	814				Execution of Implementing Reconstruction Planning Services	2.417.000,00
46	35	1	37	4	4	3	814	5			Local Governments	2.417.000,00
46	35	1	37	4	4	3	814	5	1		PERSONNEL EXPENDITURES	1.913.000,00
46	35	1	37	4	4	3	814	5	1	1	CIVIL SERVANTS	1.896.000,00
46	35	1	37	4	4	3	814	5	1	4	TEMPORARY PERSONNEL	17.000,00
46	35	1	37	4	4	3	814	5	2		PREMIUM EXPENDITURES TO SOCIAL SECURITY INSTITUTIONS	216.000,00
46	35	1	37	4	4	3	814	5	2	1	CIVIL SERVANTS	216.000,00
46	35	1	37	4	4	3	814	5	3		PURCHASE of GOODS and SERVICES EXPENDITURES	227.000,00
46	35	1	37	4	4	3	814	5	3	2	PURCHASE OF GOODS AND MATERIAL FOR CONSUMPTION	57.000,00
46	35	1	37	4	4	3	814	5	3	3	TRAVEL ALLOWANCES	36.000,00
46	35	1	37	4	4	3	814	5	3	4	DUTY EXPENDITURES	65.000,00
46	35	1	37	4	4	3	814	5	3	5	SERVICE PROCUREMENT	36.000,00
46	35	1	37	4	4	3	814	5	3	6	REPRESENTATION AND PROMOTION EXPENDITURES	10.000,00
46	35	1	37	4	4	3	814	5	3	7	MOVABLE ESTATE, PURCHASE OF UNMATERIAL PREROGATIVE EXPENDITURES OF MAINTENANCE-REPAIR	23.000,00
46	35	1	37	4	4	3	814	5	6		CAPITAL EXPENSES	61.000,00
46	35	1	37	4	4	3	814	5	6	1	PURCHASE OF FINISHED GOODS	61.000,00
46	35	1	37	4	4	3	859				Implementation of Ground Analysis Services	1.374.000,00
46	35	1	37	4	4	3	859	5			Local Governments	1.374.000,00
46	35	1	37	4	4	3	859	5	1		PERSONNEL EXPENDITURES	703.000,00
46	35	1	37	4	4	3	859	5	1	1	CIVIL SERVANTS	703.000,00
46	35	1	37	4	4	3	859	5	2		PREMIUM EXPENDITURES TO SOCIAL SECURITY INSTITUTIONS	95.000,00
46	35	1	37	4	4	3	859	5	2	1	CIVIL SERVANTS	95.000,00
46	35	1	37	4	4	3	859	5	3		PURCHASE of GOODS and SERVICES EXPENDITURES	126.000,00
46	35	1	37	4	4	3	859	5	3	2	PURCHASE OF GOODS AND MATERIAL FOR CONSUMPTION	15.000,00
46	35	1	37	4	4	3	859	5	3	3	TRAVEL ALLOWANCES	16.000,00
46	35	1	37	4	4	3	859	5	3	5	SERVICE PROCUREMENT	5.000,00
46	35	1	37	4	4	3	859	5	3	6	REPRESENTATION AND PROMOTION EXPENDITURES	10.000,00
46	35	1	37	4	4	3	859	5	3	7	MOVABLE ESTATE, PURCHASE OF UNMATERIAL PREROGATIVE EXPENDITURES OF MAINTENANCE-REPAIR	80.000,00
46	35	1	37	4	4	3	859	5	6		CAPITAL EXPENSES	450.000,00
46	35	1	37	4	4	3	859	5	6	5	IMMOVABLE CAPITAL PRODUCTION EXPENSES	450.000,00
46	35	1	38								DEPARTMENT OF SOCIAL PROJECTS	75.162.000,00
46	35	1	38	1							GENERAL PUBLIC SERVICES	2.074.000,00
46	35	1	38	1	1						LEGISLATIVE AND EXECUTIVE ORGANS,FINANCIAL AND FISCAL AFFAIRS,FOREIGN AFFAIRS SERVICES	2.074.000,00
46	35	1	38	1	1	1					Legislative and Executive Organs Services	2.074.000,00
46	35	1	38	1	1	1	299				City Council	2.074.000,00
46	35	1	38	1	1	1	299	5			Local Governments	2.074.000,00
46	35	1	38	1	1	1	299	5	1		PERSONNEL EXPENDITURES	161.000,00
46	35	1	38	1	1	1	299	5	1	1	CIVIL SERVANTS	161.000,00
46	35	1	38	1	1	1	299	5	2		PREMIUM EXPENDITURES TO SOCIAL SECURITY INSTITUTIONS	15.000,00
46	35	1	38	1	1	1	299	5	2	1	CIVIL SERVANTS	15.000,00
46	35	1	38	1	1	1	299	5	3		PURCHASE of GOODS and SERVICES EXPENDITURES	1.898.000,00
46	35	1	38	1	1	1	299	5	3	2	PURCHASE OF GOODS AND MATERIAL FOR CONSUMPTION	672.000,00
46	35	1	38	1	1	1	299	5	3	3	TRAVEL ALLOWANCES	20.000,00
46	35	1	38	1	1	1	299	5	3	5	SERVICE PROCUREMENT	381.000,00
46	35	1	38	1	1	1	299	5	3	6	REPRESENTATION AND PROMOTION EXPENDITURES	800.000,00
46	35	1	38	1	1	1	299	5	3	7	MOVABLE ESTATE, PURCHASE OF UNMATERIAL PREROGATIVE EXPENDITURES OF MAINTENANCE-REPAIR	25.000,00
46	35	1	38	9							EDUCATION SERVICES	11.067.000,00
46	35	1	38	9	5						Unclassified Education Services according to level	11.067.000,00
46	35	1	38	9	5	0					Unclassified Education Services according to level	11.067.000,00
46	35	1	38	9	5	0	845				Implementation of Vocational Education Center Activities	11.067.000,00
46	35	1	38	9	5	0	845	5			Local Governments	11.067.000,00
46	35	1	38	9	5	0	845	5	1		PERSONNEL EXPENDITURES	2.018.000,00
46	35	1	38	9	5	0	845	5	1	1	CIVIL SERVANTS	1.966.000,00
46	35	1	38	9	5	0	845	5	1	4	TEMPORARY PERSONNEL	52.000,00
46	35	1	38	9	5	0	845	5	2		PREMIUM EXPENDITURES TO SOCIAL SECURITY INSTITUTIONS	243.000,00
46	35	1	38	9	5	0	845	5	2	1	CIVIL SERVANTS	243.000,00
46	35	1	38	9	5	0	845	5	3		PURCHASE of GOODS and SERVICES EXPENDITURES	7.940.000,00
46	35	1	38	9	5	0	845	5	3	2	PURCHASE OF GOODS AND MATERIAL FOR CONSUMPTION	1.730.000,00
46	35	1	38	9	5	0	845	5	3	3	TRAVEL ALLOWANCES	23.000,00
46	35	1	38	9	5	0	845	5	3	4	DUTY EXPENDITURES	82.000,00
46	35	1	38	9	5	0	845	5	3	5	SERVICE PROCUREMENT	5.555.000,00
46	35	1	38	9	5	0	845	5	3	6	REPRESENTATION AND PROMOTION EXPENDITURES	23.000,00
46	35	1	38	9	5	0	845	5	3	7	MOVABLE ESTATE, PURCHASE OF UNMATERIAL PREROGATIVE	477.000,00
46	35	1	38	9	5	0	845	5	3	8	IMMOVABLE GOODS MAINTANANCE AND REPAIR EXPENDITURES	50.000,00
46	35	1	38	9	5	0	845	5	6		CAPITAL EXPENSES	866.000,00
46	35	1	38	9	5	0	845	5	6	1	PURCHASE OF FINISHED GOODS	770.000,00
46	35	1	38	9	5	0	845	5	6	5	IMMOVABLE CAPITAL PRODUCTION EXPENSES	48.000,00
46	35	1	38	9	5	0	845	5	6	7	IMMOVABLE MAJOR REPAIR EXPENSES	48.000,00

APPROPRIATION SCHEDULE (A)

INSTITUTIONAL CLASSIFICATION				FUNCTIONAL CLASSIFICATION				F.T.	ECONOMIC CLASSIFICATION		EXPLANATION	BUDGET APPROPRIATION YEAR 2021 (TL)
I	II	III	IV	I	II	III	IV	I	I	II		
46	35	1	38	10							SOCIAL SECURITY AND SOCIAL RELIEF SERVICES	62.021.000,00
46	35	1	38	10	7						Services Provided to the Persons Who Have No Social Securities	62.021.000,00
46	35	1	38	10	7	0					Services Provided to the Persons Who Have No Social Securities	62.021.000,00
46	35	1	38	10	7	0	217				Support Projects For People With Disabilities And Activity Of The Disabled	10.513.000,00
46	35	1	38	10	7	0	217	5			Local Governments	10.513.000,00
46	35	1	38	10	7	0	217	5	1		PERSONNEL EXPENDITURES	1.230.000,00
46	35	1	38	10	7	0	217	5	1	1	CIVIL SERVANTS	1.230.000,00
46	35	1	38	10	7	0	217	5	2		PREMIUM EXPENDITURES TO SOCIAL SECURITY INSTITUTIONS	155.000,00
46	35	1	38	10	7	0	217	5	2	1	CIVIL SERVANTS	155.000,00
46	35	1	38	10	7	0	217	5	3		PURCHASE of GOODS and SERVICES EXPENDITURES	8.328.000,00
46	35	1	38	10	7	0	217	5	3	2	PURCHASE OF GOODS AND MATERIAL FOR CONSUMPTION	378.000,00
46	35	1	38	10	7	0	217	5	3	3	TRAVEL ALLOWANCES	21.000,00
46	35	1	38	10	7	0	217	5	3	4	DUTY EXPENDITURES	5.000,00
46	35	1	38	10	7	0	217	5	3	5	SERVICE PROCUREMENT	6.895.000,00
46	35	1	38	10	7	0	217	5	3	6	REPRESENTATION AND PROMOTION EXPENDITURES	700.000,00
46	35	1	38	10	7	0	217	5	3	7	MOVABLE ESTATE, PURCHASE OF UNMATERIAL PREROGATIVE EXPENDITURES OF MAINTENANCE-REPAIR	209.000,00
46	35	1	38	10	7	0	217	5	3	9	TREATMENT AND FUNERAL EXPENDITURES	120.000,00
46	35	1	38	10	7	0	217	5	6		CAPITAL EXPENSES	800.000,00
46	35	1	38	10	7	0	217	5	6	1	PURCHASE OF FINISHED GOODS	200.000,00
46	35	1	38	10	7	0	217	5	6	5	IMMOVABLE CAPITAL PRODUCTION EXPENSES	600.000,00
46	35	1	38	10	7	0	219				City Tours For Women Who Have Limited Access to Urban Opportunities	500.000,00
46	35	1	38	10	7	0	219	5			Local Governments	500.000,00
46	35	1	38	10	7	0	219	5	3		PURCHASE of GOODS and SERVICES EXPENDITURES	500.000,00
46	35	1	38	10	7	0	219	5	3	2	PURCHASE OF GOODS AND MATERIAL FOR CONSUMPTION	500.000,00
46	35	1	38	10	7	0	548				Implementation of Social Inclusion Activities for Refugees	725.000,00
46	35	1	38	10	7	0	548	5			Local Governments	725.000,00
46	35	1	38	10	7	0	548	5	3		PURCHASE of GOODS and SERVICES EXPENDITURES	725.000,00
46	35	1	38	10	7	0	548	5	3	2	PURCHASE OF GOODS AND MATERIAL FOR CONSUMPTION	85.000,00
46	35	1	38	10	7	0	548	5	3	3	TRAVEL ALLOWANCES	30.000,00
46	35	1	38	10	7	0	548	5	3	5	SERVICE PROCUREMENT	360.000,00
46	35	1	38	10	7	0	548	5	3	6	REPRESENTATION AND PROMOTION EXPENDITURES	250.000,00
46	35	1	38	10	7	0	566				Implementation Of Urban Justice And Equality Services	1.108.000,00
46	35	1	38	10	7	0	566	5			Local Governments	1.108.000,00
46	35	1	38	10	7	0	566	5	1		PERSONNEL EXPENDITURES	163.000,00
46	35	1	38	10	7	0	566	5	1	1	CIVIL SERVANTS	163.000,00
46	35	1	38	10	7	0	566	5	2		PREMIUM EXPENDITURES TO SOCIAL SECURITY INSTITUTIONS	30.000,00
46	35	1	38	10	7	0	566	5	2	1	CIVIL SERVANTS	30.000,00
46	35	1	38	10	7	0	566	5	3		PURCHASE of GOODS and SERVICES EXPENDITURES	765.000,00
46	35	1	38	10	7	0	566	5	3	2	PURCHASE OF GOODS AND MATERIAL FOR CONSUMPTION	219.000,00
46	35	1	38	10	7	0	566	5	3	3	TRAVEL ALLOWANCES	20.000,00
46	35	1	38	10	7	0	566	5	3	5	SERVICE PROCUREMENT	110.000,00
46	35	1	38	10	7	0	566	5	3	6	REPRESENTATION AND PROMOTION EXPENDITURES	300.000,00
46	35	1	38	10	7	0	566	5	3	7	MOVABLE ESTATE, PURCHASE OF UNMATERIAL PREROGATIVE EXPENDITURES OF MAINTENANCE-REPAIR	116.000,00
46	35	1	38	10	7	0	566	5	6		CAPITAL EXPENSES	150.000,00
46	35	1	38	10	7	0	566	5	6	1	PURCHASE OF FINISHED GOODS	150.000,00
46	35	1	38	10	7	0	847				Implementation of Activities against Women's Studies	5.285.000,00
46	35	1	38	10	7	0	847	5			Local Governments	5.285.000,00
46	35	1	38	10	7	0	847	5	1		PERSONNEL EXPENDITURES	1.476.000,00
46	35	1	38	10	7	0	847	5	1	1	CIVIL SERVANTS	1.476.000,00
46	35	1	38	10	7	0	847	5	2		PREMIUM EXPENDITURES TO SOCIAL SECURITY INSTITUTIONS	162.000,00
46	35	1	38	10	7	0	847	5	2	1	CIVIL SERVANTS	162.000,00
46	35	1	38	10	7	0	847	5	3		PURCHASE of GOODS and SERVICES EXPENDITURES	3.004.000,00
46	35	1	38	10	7	0	847	5	3	2	PURCHASE OF GOODS AND MATERIAL FOR CONSUMPTION	858.000,00
46	35	1	38	10	7	0	847	5	3	3	TRAVEL ALLOWANCES	10.000,00
46	35	1	38	10	7	0	847	5	3	4	DUTY EXPENDITURES	3.000,00
46	35	1	38	10	7	0	847	5	3	5	SERVICE PROCUREMENT	813.000,00
46	35	1	38	10	7	0	847	5	3	6	REPRESENTATION AND PROMOTION EXPENDITURES	700.000,00
46	35	1	38	10	7	0	847	5	3	7	MOVABLE ESTATE, PURCHASE OF UNMATERIAL PREROGATIVE EXPENDITURES OF MAINTENANCE-REPAIR	595.000,00
46	35	1	38	10	7	0	847	5	3	8	IMMOVABLE GOODS MAINTANANCE AND REPAIR EXPENDITURES	6.000,00
46	35	1	38	10	7	0	847	5	3	9	TREATMENT AND FUNERAL EXPENDITURES	19.000,00
46	35	1	38	10	7	0	847	5	5		CURRENT TRANSFERS	153.000,00
46	35	1	38	10	7	0	847	5	5	1	DUTY LOSSES	3.000,00
46	35	1	38	10	7	0	847	5	5	4	TRANSFERS TO HOUSEHOLDS	150.000,00
46	35	1	38	10	7	0	847	5	6		CAPITAL EXPENSES	490.000,00
46	35	1	38	10	7	0	847	5	6	1	PURCHASE OF FINISHED GOODS	440.000,00
46	35	1	38	10	7	0	847	5	6	5	IMMOVABLE CAPITAL PRODUCTION EXPENSES	50.000,00
46	35	1	38	10	7	0	848				Implementation of Social Project Activities	32.935.000,00
46	35	1	38	10	7	0	848	5			Local Governments	32.935.000,00
46	35	1	38	10	7	0	848	5	1		PERSONNEL EXPENDITURES	4.347.000,00
46	35	1	38	10	7	0	848	5	1	1	CIVIL SERVANTS	1.832.000,00
46	35	1	38	10	7	0	848	5	1	2	CONTRACTED PERSONNEL	1.761.000,00
46	35	1	38	10	7	0	848	5	1	3	WORKERS	716.000,00
46	35	1	38	10	7	0	848	5	1	4	TEMPORARY PERSONNEL	38.000,00

APPROPRIATION SCHEDULE (A)

INSTITUTIONAL CLASSIFICATION				FUNCTIONAL CLASSIFICATION				F.T.	ECONOMIC CLASSIFICATION		EXPLANATION	BUDGET APPROPRIATION YEAR 2021 (TL)
I	II	III	IV	I	II	III	IV	I	I	II		
46	35	1	38	10	7	0	848	5	2		PREMIUM EXPENDITURES TO SOCIAL SECURITY INSTITUTIONS	608.000,00
46	35	1	38	10	7	0	848	5	2	1	CIVIL SERVANTS	213.000,00
46	35	1	38	10	7	0	848	5	2	2	CONTRACTED PERSONNEL	309.000,00
46	35	1	38	10	7	0	848	5	2	3	WORKERS	86.000,00
46	35	1	38	10	7	0	848	5	3		PURCHASE of GOODS and SERVICES EXPENDITURES	27.818.000,00
46	35	1	38	10	7	0	848	5	3	2	PURCHASE OF GOODS AND MATERIAL FOR CONSUMPTION	1.046.000,00
46	35	1	38	10	7	0	848	5	3	3	TRAVEL ALLOWANCES	13.000,00
46	35	1	38	10	7	0	848	5	3	4	DUTY EXPENDITURES	11.000,00
46	35	1	38	10	7	0	848	5	3	5	SERVICE PROCUREMENT	26.251.000,00
46	35	1	38	10	7	0	848	5	3	6	REPRESENTATION AND PROMOTION EXPENDITURES	384.000,00
46	35	1	38	10	7	0	848	5	3	7	MOVABLE ESTATE, PURCHASE OF UNMATERIAL PREROGATIVE EXPENDITURES OF MAINTENANCE-REPAIR	106.000,00
46	35	1	38	10	7	0	848	5	3	8	IMMOVABLE GOODS MAINTANANCE AND REPAIR EXPENDITURES	7.000,00
46	35	1	38	10	7	0	848	5	5		CURRENT TRANSFERS	12.000,00
46	35	1	38	10	7	0	848	5	5	1	DUTY LOSSES	2.000,00
46	35	1	38	10	7	0	848	5	5	6	TRANSFERS TO ABROAD	10.000,00
46	35	1	38	10	7	0	848	5	6		CAPITAL EXPENSES	150.000,00
46	35	1	38	10	7	0	848	5	6	1	PURCHASE OF FINISHED GOODS	150.000,00
46	35	1	38	10	7	0	965				Implementation of Child and Youth Center Activities	10.955.000,00
46	35	1	38	10	7	0	965	5			Local Governments	10.955.000,00
46	35	1	38	10	7	0	965	5	1		PERSONNEL EXPENDITURES	1.064.000,00
46	35	1	38	10	7	0	965	5	1	1	CIVIL SERVANTS	1.041.000,00
46	35	1	38	10	7	0	965	5	1	4	TEMPORARY PERSONNEL	23.000,00
46	35	1	38	10	7	0	965	5	2		PREMIUM EXPENDITURES TO SOCIAL SECURITY INSTITUTIONS	138.000,00
46	35	1	38	10	7	0	965	5	2	1	CIVIL SERVANTS	138.000,00
46	35	1	38	10	7	0	965	5	3		PURCHASE of GOODS and SERVICES EXPENDITURES	8.680.000,00
46	35	1	38	10	7	0	965	5	3	2	PURCHASE OF GOODS AND MATERIAL FOR CONSUMPTION	2.036.000,00
46	35	1	38	10	7	0	965	5	3	3	TRAVEL ALLOWANCES	19.000,00
46	35	1	38	10	7	0	965	5	3	4	DUTY EXPENDITURES	3.000,00
46	35	1	38	10	7	0	965	5	3	5	SERVICE PROCUREMENT	3.352.000,00
46	35	1	38	10	7	0	965	5	3	6	REPRESENTATION AND PROMOTION EXPENDITURES	3.000.000,00
46	35	1	38	10	7	0	965	5	3	7	MOVABLE ESTATE, PURCHASE OF UNMATERIAL PREROGATIVE EXPENDITURES OF MAINTENANCE-REPAIR	250.000,00
46	35	1	38	10	7	0	965	5	3	8	IMMOVABLE GOODS MAINTANANCE AND REPAIR EXPENDITURES	20.000,00
46	35	1	38	10	7	0	965	5	5		CURRENT TRANSFERS	3.000,00
46	35	1	38	10	7	0	965	5	5	1	DUTY LOSSES	3.000,00
46	35	1	38	10	7	0	965	5	6		CAPITAL EXPENSES	1.070.000,00
46	35	1	38	10	7	0	965	5	6	1	PURCHASE OF FINISHED GOODS	1.070.000,00
46	35	1	39								DEPARTMENT OF FIREFIGHTINING	237.287.000,00
46	35	1	39	3							PUBLIC ORDER AND SECURITY SERVICES	237.287.000,00
46	35	1	39	3	2						Fire Protection Services	237.287.000,00
46	35	1	39	3	2	0					Fire Protection Services	237.287.000,00
46	35	1	39	3	2	0	0				Fire Protection Services	190.000,00
46	35	1	39	3	2	0	0	5			Local Governments	190.000,00
46	35	1	39	3	2	0	0	5	1		PERSONNEL EXPENDITURES	121.000,00
46	35	1	39	3	2	0	0	5	1	1	CIVIL SERVANTS	121.000,00
46	35	1	39	3	2	0	0	5	2		PREMIUM EXPENDITURES TO SOCIAL SECURITY INSTITUTIONS	19.000,00
46	35	1	39	3	2	0	0	5	2	1	CIVIL SERVANTS	19.000,00
46	35	1	39	3	2	0	0	5	3		PURCHASE of GOODS and SERVICES EXPENDITURES	50.000,00
46	35	1	39	3	2	0	0	5	3	2	PURCHASE OF GOODS AND MATERIAL FOR CONSUMPTION	30.000,00
46	35	1	39	3	2	0	0	5	3	3	TRAVEL ALLOWANCES	10.000,00
46	35	1	39	3	2	0	0	5	3	5	SERVICE PROCUREMENT	5.000,00
46	35	1	39	3	2	0	0	5	3	7	MOVABLE ESTATE, PURCHASE OF UNMATERIAL PREROGATIVE	5.000,00
46	35	1	39	3	2	0	422				Implementation of the Fire and Disaster Response Services	141.544.000,00
46	35	1	39	3	2	0	422	5			Local Governments	141.544.000,00
46	35	1	39	3	2	0	422	5	1		PERSONNEL EXPENDITURES	97.560.000,00
46	35	1	39	3	2	0	422	5	1	1	CIVIL SERVANTS	75.743.000,00
46	35	1	39	3	2	0	422	5	1	3	WORKERS	21.807.000,00
46	35	1	39	3	2	0	422	5	1	4	TEMPORARY PERSONNEL	10.000,00
46	35	1	39	3	2	0	422	5	2		PREMIUM EXPENDITURES TO SOCIAL SECURITY INSTITUTIONS	11.909.000,00
46	35	1	39	3	2	0	422	5	2	1	CIVIL SERVANTS	8.183.000,00
46	35	1	39	3	2	0	422	5	2	3	WORKERS	3.726.000,00
46	35	1	39	3	2	0	422	5	3		PURCHASE of GOODS and SERVICES EXPENDITURES	30.350.000,00
46	35	1	39	3	2	0	422	5	3	2	PURCHASE OF GOODS AND MATERIAL FOR CONSUMPTION	6.876.000,00
46	35	1	39	3	2	0	422	5	3	3	TRAVEL ALLOWANCES	230.000,00
46	35	1	39	3	2	0	422	5	3	4	DUTY EXPENDITURES	615.000,00
46	35	1	39	3	2	0	422	5	3	5	SERVICE PROCUREMENT	10.680.000,00
46	35	1	39	3	2	0	422	5	3	7	MOVABLE ESTATE, PURCHASE OF UNMATERIAL PREROGATIVE	11.642.000,00
46	35	1	39	3	2	0	422	5	3	8	IMMOVABLE GOODS MAINTANANCE AND REPAIR EXPENDITURES	44.000,00
46	35	1	39	3	2	0	422	5	3	9	TREATMENT AND FUNERAL EXPENDITURES	263.000,00
46	35	1	39	3	2	0	422	5	5		CURRENT TRANSFERS	225.000,00
46	35	1	39	3	2	0	422	5	5	1	DUTY LOSSES	225.000,00
46	35	1	39	3	2	0	422	5	6		CAPITAL EXPENSES	1.500.000,00
46	35	1	39	3	2	0	422	5	6	1	PURCHASE OF FINISHED GOODS	1.500.000,00
46	35	1	39	3	2	0	818				Implementation of Search and Rescue and Disaster Affairs Service of Fire	85.230.000,00
46	35	1	39	3	2	0	818	5			Local Governments	85.230.000,00

APPROPRIATION SCHEDULE (A)

INSTITUTIONAL CLASSIFICATION				FUNCTIONAL CLASSIFICATION				F.T.	ECONOMIC CLASSIFICATION		EXPLANATION	BUDGET APPROPRIATION YEAR 2021 (TL)
I	II	III	IV	I	II	III	IV	I	I	II		
46	35	1	39	3	2	0	818	5	1		PERSONNEL EXPENDITURES	16.442.000,00
46	35	1	39	3	2	0	818	5	1	1	CIVIL SERVANTS	4.206.000,00
46	35	1	39	3	2	0	818	5	1	2	CONTRACTED PERSONNEL	1.591.000,00
46	35	1	39	3	2	0	818	5	1	3	WORKERS	10.591.000,00
46	35	1	39	3	2	0	818	5	1	4	TEMPORARY PERSONNEL	54.000,00
46	35	1	39	3	2	0	818	5	2		PREMIUM EXPENDITURES TO SOCIAL SECURITY INSTITUTIONS	2.499.000,00
46	35	1	39	3	2	0	818	5	2	1	CIVIL SERVANTS	406.000,00
46	35	1	39	3	2	0	818	5	2	2	CONTRACTED PERSONNEL	275.000,00
46	35	1	39	3	2	0	818	5	2	3	WORKERS	1.818.000,00
46	35	1	39	3	2	0	818	5	3		PURCHASE of GOODS and SERVICES EXPENDITURES	65.534.000,00
46	35	1	39	3	2	0	818	5	3	2	PURCHASE OF GOODS AND MATERIAL FOR CONSUMPTION	4.018.000,00
46	35	1	39	3	2	0	818	5	3	3	TRAVEL ALLOWANCES	110.000,00
46	35	1	39	3	2	0	818	5	3	4	DUTY EXPENDITURES	315.000,00
46	35	1	39	3	2	0	818	5	3	5	SERVICE PROCUREMENT	60.164.000,00
46	35	1	39	3	2	0	818	5	3	7	MOVABLE ESTATE, PURCHASE OF UNMATERIAL PREROGATIVE EXPENDITURES OF MAINTENANCE-REPAIR	917.000,00
46	35	1	39	3	2	0	818	5	3	8	IMMOVABLE GOODS MAINTANANCE AND REPAIR EXPENDITURES	10.000,00
46	35	1	39	3	2	0	818	5	5		CURRENT TRANSFERS	30.000,00
46	35	1	39	3	2	0	818	5	5	1	DUTY LOSSES	30.000,00
46	35	1	39	3	2	0	818	5	6		CAPITAL EXPENSES	725.000,00
46	35	1	39	3	2	0	818	5	6	1	PURCHASE OF FINISHED GOODS	400.000,00
46	35	1	39	3	2	0	818	5	6	5	IMMOVABLE CAPITAL PRODUCTION EXPENSES	300.000,00
46	35	1	39	3	2	0	818	5	6	7	IMMOVABLE MAJOR REPAIR EXPENSES	25.000,00
46	35	1	39	3	2	0	824				Implementation of Training Services of Fire Department	5.074.000,00
46	35	1	39	3	2	0	824	5			Local Governments	5.074.000,00
46	35	1	39	3	2	0	824	5	1		PERSONNEL EXPENDITURES	2.941.000,00
46	35	1	39	3	2	0	824	5	1	1	CIVIL SERVANTS	2.458.000,00
46	35	1	39	3	2	0	824	5	1	4	TEMPORARY PERSONNEL	483.000,00
46	35	1	39	3	2	0	824	5	2		PREMIUM EXPENDITURES TO SOCIAL SECURITY INSTITUTIONS	263.000,00
46	35	1	39	3	2	0	824	5	2	1	CIVIL SERVANTS	263.000,00
46	35	1	39	3	2	0	824	5	3		PURCHASE of GOODS and SERVICES EXPENDITURES	730.000,00
46	35	1	39	3	2	0	824	5	3	2	PURCHASE OF GOODS AND MATERIAL FOR CONSUMPTION	516.000,00
46	35	1	39	3	2	0	824	5	3	3	TRAVEL ALLOWANCES	25.000,00
46	35	1	39	3	2	0	824	5	3	5	SERVICE PROCUREMENT	45.000,00
46	35	1	39	3	2	0	824	5	3	7	MOVABLE ESTATE, PURCHASE OF UNMATERIAL PREROGATIVE EXPENDITURES OF MAINTENANCE-REPAIR	134.000,00
46	35	1	39	3	2	0	824	5	3	8	IMMOVABLE GOODS MAINTANANCE AND REPAIR EXPENDITURES	10.000,00
46	35	1	39	3	2	0	824	5	5		CURRENT TRANSFERS	5.000,00
46	35	1	39	3	2	0	824	5	5	1	DUTY LOSSES	5.000,00
46	35	1	39	3	2	0	824	5	6		CAPITAL EXPENSES	1.135.000,00
46	35	1	39	3	2	0	824	5	6	1	PURCHASE OF FINISHED GOODS	35.000,00
46	35	1	39	3	2	0	824	5	6	5	IMMOVABLE CAPITAL PRODUCTION EXPENSES	1.100.000,00
46	35	1	39	3	2	0	963				Implementation of Promotion and Resource Management Services of Fire Department	5.249.000,00
46	35	1	39	3	2	0	963	5			Local Governments	5.249.000,00
46	35	1	39	3	2	0	963	5	1		PERSONNEL EXPENDITURES	2.776.000,00
46	35	1	39	3	2	0	963	5	1	1	CIVIL SERVANTS	2.072.000,00
46	35	1	39	3	2	0	963	5	1	3	WORKERS	704.000,00
46	35	1	39	3	2	0	963	5	2		PREMIUM EXPENDITURES TO SOCIAL SECURITY INSTITUTIONS	333.000,00
46	35	1	39	3	2	0	963	5	2	1	CIVIL SERVANTS	209.000,00
46	35	1	39	3	2	0	963	5	2	3	WORKERS	124.000,00
46	35	1	39	3	2	0	963	5	3		PURCHASE of GOODS and SERVICES EXPENDITURES	1.165.000,00
46	35	1	39	3	2	0	963	5	3	2	PURCHASE OF GOODS AND MATERIAL FOR CONSUMPTION	167.000,00
46	35	1	39	3	2	0	963	5	3	3	TRAVEL ALLOWANCES	26.000,00
46	35	1	39	3	2	0	963	5	3	4	DUTY EXPENDITURES	23.000,00
46	35	1	39	3	2	0	963	5	3	5	SERVICE PROCUREMENT	222.000,00
46	35	1	39	3	2	0	963	5	3	6	REPRESENTATION AND PROMOTION EXPENDITURES	120.000,00
46	35	1	39	3	2	0	963	5	3	7	MOVABLE ESTATE, PURCHASE OF UNMATERIAL PREROGATIVE EXPENDITURES OF MAINTENANCE-REPAIR	451.000,00
46	35	1	39	3	2	0	963	5	3	8	IMMOVABLE GOODS MAINTANANCE AND REPAIR EXPENDITURES	156.000,00
46	35	1	39	3	2	0	963	5	6		CAPITAL EXPENSES	975.000,00
46	35	1	39	3	2	0	963	5	6	5	IMMOVABLE CAPITAL PRODUCTION EXPENSES	875.000,00
46	35	1	39	3	2	0	963	5	6	7	IMMOVABLE MAJOR REPAIR EXPENSES	100.000,00
46	35	1	40								DEPARTMENT OF CULTURE AND ART	116.046.000,00
46	35	1	40	8							RECREATIONAL, CULTURAL AND RELIGIOUS SERVICES	116.046.000,00
46	35	1	40	8	2						Cultural Services	116.046.000,00
46	35	1	40	8	2	0					Cultural Services	116.046.000,00
46	35	1	40	8	2	0	181				Cinema Representations	2.500.000,00
46	35	1	40	8	2	0	181	5			Local Governments	2.500.000,00
46	35	1	40	8	2	0	181	5	3		PURCHASE of GOODS and SERVICES EXPENDITURES	2.500.000,00
46	35	1	40	8	2	0	181	5	3	5	SERVICE PROCUREMENT	2.000.000,00
46	35	1	40	8	2	0	181	5	3	6	REPRESENTATION AND PROMOTION EXPENDITURES	500.000,00
46	35	1	40	8	2	0	183				Culture and Art Contests	1.215.000,00
46	35	1	40	8	2	0	183	5			Local Governments	1.215.000,00

APPROPRIATION SCHEDULE (A)

INSTITUTIONAL CLASSIFICATION				FUNCTIONAL CLASSIFICATION				F.T.	ECONOMIC CLASSIFICATION		EXPLANATION	BUDGET APPROPRIATION YEAR 2021 (TL)
I	II	III	IV	I	II	III	IV	I	I	II		
46	35	1	40	8	2	0	183	5	3		PURCHASE of GOODS and SERVICES EXPENDITURES	1.215.000,00
46	35	1	40	8	2	0	183	5	3	2	PURCHASE OF GOODS AND MATERIAL FOR CONSUMPTION	11.000,00
46	35	1	40	8	2	0	183	5	3	4	DUTY EXPENDITURES	331.000,00
46	35	1	40	8	2	0	183	5	3	5	SERVICE PROCUREMENT	605.000,00
46	35	1	40	8	2	0	183	5	3	6	REPRESENTATION AND PROMOTION EXPENDITURES	268.000,00
46	35	1	40	8	2	0	186				Festivals and Biennials	6.741.000,00
46	35	1	40	8	2	0	186	5			Local Governments	6.741.000,00
46	35	1	40	8	2	0	186	5	3		PURCHASE of GOODS and SERVICES EXPENDITURES	6.741.000,00
46	35	1	40	8	2	0	186	5	3	2	PURCHASE OF GOODS AND MATERIAL FOR CONSUMPTION	18.000,00
46	35	1	40	8	2	0	186	5	3	4	DUTY EXPENDITURES	6.000,00
46	35	1	40	8	2	0	186	5	3	5	SERVICE PROCUREMENT	6.660.000,00
46	35	1	40	8	2	0	186	5	3	6	REPRESENTATION AND PROMOTION EXPENDITURES	57.000,00
46	35	1	40	8	2	0	187				Exhibitions	2.989.000,00
46	35	1	40	8	2	0	187	5			Local Governments	2.989.000,00
46	35	1	40	8	2	0	187	5	3		PURCHASE of GOODS and SERVICES EXPENDITURES	2.982.000,00
46	35	1	40	8	2	0	187	5	3	2	PURCHASE OF GOODS AND MATERIAL FOR CONSUMPTION	130.000,00
46	35	1	40	8	2	0	187	5	3	4	DUTY EXPENDITURES	2.006.000,00
46	35	1	40	8	2	0	187	5	3	5	SERVICE PROCUREMENT	690.000,00
46	35	1	40	8	2	0	187	5	3	6	REPRESENTATION AND PROMOTION EXPENDITURES	156.000,00
46	35	1	40	8	2	0	187	5	6		CAPITAL EXPENSES	7.000,00
46	35	1	40	8	2	0	187	5	6	1	PURCHASE OF FINISHED GOODS	7.000,00
46	35	1	40	8	2	0	190				Concert Organizations	12.341.000,00
46	35	1	40	8	2	0	190	5			Local Governments	12.341.000,00
46	35	1	40	8	2	0	190	5	3		PURCHASE of GOODS and SERVICES EXPENDITURES	12.341.000,00
46	35	1	40	8	2	0	190	5	3	2	PURCHASE OF GOODS AND MATERIAL FOR CONSUMPTION	28.000,00
46	35	1	40	8	2	0	190	5	3	4	DUTY EXPENDITURES	8.000,00
46	35	1	40	8	2	0	190	5	3	5	SERVICE PROCUREMENT	12.192.000,00
46	35	1	40	8	2	0	190	5	3	6	REPRESENTATION AND PROMOTION EXPENDITURES	113.000,00
46	35	1	40	8	2	0	191				Publication Activity	360.000,00
46	35	1	40	8	2	0	191	5			Local Governments	360.000,00
46	35	1	40	8	2	0	191	5	3		PURCHASE of GOODS and SERVICES EXPENDITURES	360.000,00
46	35	1	40	8	2	0	191	5	3	2	PURCHASE OF GOODS AND MATERIAL FOR CONSUMPTION	300.000,00
46	35	1	40	8	2	0	191	5	3	7	MOVABLE ESTATE, PURCHASE OF UNMATERIAL PREROGATIVE EXPENDITURES OF MAINTENANCE-REPAIR	60.000,00
46	35	1	40	8	2	0	208				Improving the Artistic Work of the City	4.070.000,00
46	35	1	40	8	2	0	208	5			Local Governments	4.070.000,00
46	35	1	40	8	2	0	208	5	3		PURCHASE of GOODS and SERVICES EXPENDITURES	4.000.000,00
46	35	1	40	8	2	0	208	5	3	5	SERVICE PROCUREMENT	4.000.000,00
46	35	1	40	8	2	0	208	5	6		CAPITAL EXPENSES	70.000,00
46	35	1	40	8	2	0	208	5	6	1	PURCHASE OF FINISHED GOODS	70.000,00
46	35	1	40	8	2	0	281				Theatre Performances	5.300.000,00
46	35	1	40	8	2	0	281	5			Local Governments	5.300.000,00
46	35	1	40	8	2	0	281	5	3		PURCHASE of GOODS and SERVICES EXPENDITURES	5.300.000,00
46	35	1	40	8	2	0	281	5	3	5	SERVICE PROCUREMENT	5.100.000,00
46	35	1	40	8	2	0	281	5	3	6	REPRESENTATION AND PROMOTION EXPENDITURES	200.000,00
46	35	1	40	8	2	0	425				Implementation of Culture and Art Activities	35.521.000,00
46	35	1	40	8	2	0	425	5			Local Governments	35.521.000,00
46	35	1	40	8	2	0	425	5	1		PERSONNEL EXPENDITURES	3.140.000,00
46	35	1	40	8	2	0	425	5	1	1	CIVIL SERVANTS	1.862.000,00
46	35	1	40	8	2	0	425	5	1	2	CONTRACTED PERSONNEL	416.000,00
46	35	1	40	8	2	0	425	5	1	3	WORKERS	774.000,00
46	35	1	40	8	2	0	425	5	1	4	TEMPORARY PERSONNEL	88.000,00
46	35	1	40	8	2	0	425	5	2		PREMIUM EXPENDITURES TO SOCIAL SECURITY INSTITUTIONS	391.000,00
46	35	1	40	8	2	0	425	5	2	1	CIVIL SERVANTS	223.000,00
46	35	1	40	8	2	0	425	5	2	2	CONTRACTED PERSONNEL	72.000,00
46	35	1	40	8	2	0	425	5	2	3	WORKERS	96.000,00
46	35	1	40	8	2	0	425	5	3		PURCHASE of GOODS and SERVICES EXPENDITURES	31.424.000,00
46	35	1	40	8	2	0	425	5	3	2	PURCHASE OF GOODS AND MATERIAL FOR CONSUMPTION	2.319.000,00
46	35	1	40	8	2	0	425	5	3	3	TRAVEL ALLOWANCES	94.000,00
46	35	1	40	8	2	0	425	5	3	5	SERVICE PROCUREMENT	25.260.000,00
46	35	1	40	8	2	0	425	5	3	6	REPRESENTATION AND PROMOTION EXPENDITURES	2.600.000,00
46	35	1	40	8	2	0	425	5	3	7	MOVABLE ESTATE, PURCHASE OF UNMATERIAL PREROGATIVE EXPENDITURES OF MAINTENANCE-REPAIR	851.000,00
46	35	1	40	8	2	0	425	5	3	8	IMMOVABLE GOODS MAINTANANCE AND REPAIR EXPENDITURES	300.000,00
46	35	1	40	8	2	0	425	5	6		CAPITAL EXPENSES	566.000,00
46	35	1	40	8	2	0	425	5	6	1	PURCHASE OF FINISHED GOODS	466.000,00
46	35	1	40	8	2	0	425	5	6	7	IMMOVABLE MAJOR REPAIR EXPENSES	100.000,00
46	35	1	40	8	2	0	427				Living Learning Education Activities	3.406.000,00
46	35	1	40	8	2	0	427	5			Local Governments	3.406.000,00
46	35	1	40	8	2	0	427	5	3		PURCHASE of GOODS and SERVICES EXPENDITURES	3.406.000,00
46	35	1	40	8	2	0	427	5	3	2	PURCHASE OF GOODS AND MATERIAL FOR CONSUMPTION	10.000,00
46	35	1	40	8	2	0	427	5	3	5	SERVICE PROCUREMENT	3.396.000,00

APPROPRIATION SCHEDULE (A)

INSTITUTIONAL CLASSIFICATION				FUNCTIONAL CLASSIFICATION				F.T.	ECONOMIC CLASSIFICATION		EXPLANATION	BUDGET APPROPRIATION YEAR 2021 (TL)
I	II	III	IV	I	II	III	IV	I	I	II		
46	35	1	40	8	2	0	428				Implementation of Library Services	2.788.000,00
46	35	1	40	8	2	0	428	5			Local Governments	2.788.000,00
46	35	1	40	8	2	0	428	5	1		PERSONNEL EXPENDITURES	1.271.000,00
46	35	1	40	8	2	0	428	5	1	1	CIVIL SERVANTS	1.271.000,00
46	35	1	40	8	2	0	428	5	2		PREMIUM EXPENDITURES TO SOCIAL SECURITY INSTITUTIONS	166.000,00
46	35	1	40	8	2	0	428	5	2	1	CIVIL SERVANTS	166.000,00
46	35	1	40	8	2	0	428	5	3		PURCHASE of GOODS and SERVICES EXPENDITURES	611.000,00
46	35	1	40	8	2	0	428	5	3	2	PURCHASE OF GOODS AND MATERIAL FOR CONSUMPTION	316.000,00
46	35	1	40	8	2	0	428	5	3	3	TRAVEL ALLOWANCES	10.000,00
46	35	1	40	8	2	0	428	5	3	4	DUTY EXPENDITURES	1.000,00
46	35	1	40	8	2	0	428	5	3	5	SERVICE PROCUREMENT	64.000,00
46	35	1	40	8	2	0	428	5	3	6	REPRESENTATION AND PROMOTION EXPENDITURES	20.000,00
46	35	1	40	8	2	0	428	5	3	7	MOVABLE ESTATE, PURCHASE OF UNMATERIAL PREROGATIVE EXPENDITURES OF MAINTENANCE-REPAIR	160.000,00
46	35	1	40	8	2	0	428	5	3	8	IMMOVABLE GOODS MAINTANANCE AND REPAIR EXPENDITURES	40.000,00
46	35	1	40	8	2	0	428	5	6		CAPITAL EXPENSES	740.000,00
46	35	1	40	8	2	0	428	5	6	1	PURCHASE OF FINISHED GOODS	740.000,00
46	35	1	40	8	2	0	518				Construction Of Next Generation Libraries	80.000,00
46	35	1	40	8	2	0	518	5			Local Governments	80.000,00
46	35	1	40	8	2	0	518	5	3		PURCHASE of GOODS and SERVICES EXPENDITURES	80.000,00
46	35	1	40	8	2	0	518	5	3	5	SERVICE PROCUREMENT	80.000,00
46	35	1	40	8	2	0	557				Mobile Library	20.000,00
46	35	1	40	8	2	0	557	5			Local Governments	20.000,00
46	35	1	40	8	2	0	557	5	3		PURCHASE of GOODS and SERVICES EXPENDITURES	20.000,00
46	35	1	40	8	2	0	557	5	3	5	SERVICE PROCUREMENT	20.000,00
46	35	1	40	8	2	0	562				Implementation Of City Theaters Activities	5.461.000,00
46	35	1	40	8	2	0	562	5			Local Governments	5.461.000,00
46	35	1	40	8	2	0	562	5	1		PERSONNEL EXPENDITURES	441.000,00
46	35	1	40	8	2	0	562	5	1	1	CIVIL SERVANTS	441.000,00
46	35	1	40	8	2	0	562	5	2		PREMIUM EXPENDITURES TO SOCIAL SECURITY INSTITUTIONS	30.000,00
46	35	1	40	8	2	0	562	5	2	1	CIVIL SERVANTS	30.000,00
46	35	1	40	8	2	0	562	5	3		PURCHASE of GOODS and SERVICES EXPENDITURES	4.890.000,00
46	35	1	40	8	2	0	562	5	3	2	PURCHASE OF GOODS AND MATERIAL FOR CONSUMPTION	240.000,00
46	35	1	40	8	2	0	562	5	3	3	TRAVEL ALLOWANCES	35.000,00
46	35	1	40	8	2	0	562	5	3	5	SERVICE PROCUREMENT	3.800.000,00
46	35	1	40	8	2	0	562	5	3	6	REPRESENTATION AND PROMOTION EXPENDITURES	145.000,00
46	35	1	40	8	2	0	562	5	3	7	MOVABLE ESTATE, PURCHASE OF UNMATERIAL PREROGATIVE EXPENDITURES OF MAINTENANCE-REPAIR	670.000,00
46	35	1	40	8	2	0	562	5	6		CAPITAL EXPENSES	100.000,00
46	35	1	40	8	2	0	562	5	6	1	PURCHASE OF FINISHED GOODS	50.000,00
46	35	1	40	8	2	0	562	5	6	7	IMMOVABLE MAJOR REPAIR EXPENSES	50.000,00
46	35	1	40	8	2	0	889				National and International Scientific Meeting, Panel, Conference, Seminar, Workshop, Symposium, Forum Activities	756.000,00
46	35	1	40	8	2	0	889	5			Local Governments	756.000,00
46	35	1	40	8	2	0	889	5	3		PURCHASE of GOODS and SERVICES EXPENDITURES	756.000,00
46	35	1	40	8	2	0	889	5	3	5	SERVICE PROCUREMENT	576.000,00
46	35	1	40	8	2	0	889	5	3	6	REPRESENTATION AND PROMOTION EXPENDITURES	180.000,00
46	35	1	40	8	2	0	907				Establishing Orchestras and Choruses	567.000,00
46	35	1	40	8	2	0	907	5			Local Governments	567.000,00
46	35	1	40	8	2	0	907	5	3		PURCHASE of GOODS and SERVICES EXPENDITURES	567.000,00
46	35	1	40	8	2	0	907	5	3	2	PURCHASE OF GOODS AND MATERIAL FOR CONSUMPTION	103.000,00
46	35	1	40	8	2	0	907	5	3	5	SERVICE PROCUREMENT	440.000,00
46	35	1	40	8	2	0	907	5	3	6	REPRESENTATION AND PROMOTION EXPENDITURES	24.000,00
46	35	1	40	8	2	0	918				Implementation of Ahmed Adnan Saygun Art Center Services	21.605.000,00
46	35	1	40	8	2	0	918	5			Local Governments	21.605.000,00
46	35	1	40	8	2	0	918	5	1		PERSONNEL EXPENDITURES	1.583.000,00
46	35	1	40	8	2	0	918	5	1	1	CIVIL SERVANTS	1.553.000,00
46	35	1	40	8	2	0	918	5	1	4	TEMPORARY PERSONNEL	30.000,00
46	35	1	40	8	2	0	918	5	2		PREMIUM EXPENDITURES TO SOCIAL SECURITY INSTITUTIONS	162.000,00
46	35	1	40	8	2	0	918	5	2	1	CIVIL SERVANTS	162.000,00
46	35	1	40	8	2	0	918	5	3		PURCHASE of GOODS and SERVICES EXPENDITURES	19.061.000,00
46	35	1	40	8	2	0	918	5	3	2	PURCHASE OF GOODS AND MATERIAL FOR CONSUMPTION	585.000,00
46	35	1	40	8	2	0	918	5	3	3	TRAVEL ALLOWANCES	10.000,00
46	35	1	40	8	2	0	918	5	3	4	DUTY EXPENDITURES	14.000,00
46	35	1	40	8	2	0	918	5	3	5	SERVICE PROCUREMENT	17.408.000,00
46	35	1	40	8	2	0	918	5	3	6	REPRESENTATION AND PROMOTION EXPENDITURES	66.000,00
46	35	1	40	8	2	0	918	5	3	7	MOVABLE ESTATE, PURCHASE OF UNMATERIAL PREROGATIVE EXPENDITURES OF MAINTENANCE-REPAIR	942.000,00
46	35	1	40	8	2	0	918	5	3	8	IMMOVABLE GOODS MAINTANANCE AND REPAIR EXPENDITURES	36.000,00
46	35	1	40	8	2	0	918	5	5		CURRENT TRANSFERS	1.000,00
46	35	1	40	8	2	0	918	5	5	4	TRANSFERS TO HOUSEHOLDS	1.000,00
46	35	1	40	8	2	0	918	5	6		CAPITAL EXPENSES	798.000,00
46	35	1	40	8	2	0	918	5	6	1	PURCHASE OF FINISHED GOODS	313.000,00
46	35	1	40	8	2	0	918	5	6	2	PRODUCTION EXPENSES OF MOVABLE CAPITAL	2.000,00
46	35	1	40	8	2	0	918	5	6	5	IMMOVABLE CAPITAL PRODUCTION EXPENSES	1.000,00
46	35	1	40	8	2	0	918	5	6	7	IMMOVABLE MAJOR REPAIR EXPENSES	482.000,00

APPROPRIATION SCHEDULE (A)

INSTITUTIONAL CLASSIFICATION				FUNCTIONAL CLASSIFICATION				F.T.	ECONOMIC CLASSIFICATION		EXPLANATION	BUDGET APPROPRIATION YEAR 2021 (TL)
I	II	III	IV	I	II	III	IV	I	I	II		
46	35	1	40	8	2	0	926				Implementation of Archives and Museum Services	2.377.000,00
46	35	1	40	8	2	0	926	5			Local Governments	2.377.000,00
46	35	1	40	8	2	0	926	5	1		PERSONNEL EXPENDITURES	1.211.000,00
46	35	1	40	8	2	0	926	5	1	1	CIVIL SERVANTS	1.210.000,00
46	35	1	40	8	2	0	926	5	1	4	TEMPORARY PERSONNEL	1.000,00
46	35	1	40	8	2	0	926	5	2		PREMIUM EXPENDITURES TO SOCIAL SECURITY INSTITUTIONS	144.000,00
46	35	1	40	8	2	0	926	5	2	1	CIVIL SERVANTS	144.000,00
46	35	1	40	8	2	0	926	5	3		PURCHASE of GOODS and SERVICES EXPENDITURES	982.000,00
46	35	1	40	8	2	0	926	5	3	2	PURCHASE OF GOODS AND MATERIAL FOR CONSUMPTION	374.000,00
46	35	1	40	8	2	0	926	5	3	3	TRAVEL ALLOWANCES	21.000,00
46	35	1	40	8	2	0	926	5	3	4	DUTY EXPENDITURES	30.000,00
46	35	1	40	8	2	0	926	5	3	5	SERVICE PROCUREMENT	132.000,00
46	35	1	40	8	2	0	926	5	3	6	REPRESENTATION AND PROMOTION EXPENDITURES	80.000,00
46	35	1	40	8	2	0	926	5	3	7	MOVABLE ESTATE, PURCHASE OF UNMATERIAL PREROGATIVE EXPENDITURES OF MAINTENANCE-REPAIR	325.000,00
46	35	1	40	8	2	0	926	5	3	8	IMMOVABLE GOODS MAINTANANCE AND REPAIR EXPENDITURES	20.000,00
46	35	1	40	8	2	0	926	5	6		CAPITAL EXPENSES	40.000,00
46	35	1	40	8	2	0	926	5	6	1	PURCHASE OF FINISHED GOODS	40.000,00
46	35	1	40	8	2	0	984				Implementation of Culturepark Services	7.949.000,00
46	35	1	40	8	2	0	984	5			Local Governments	7.949.000,00
46	35	1	40	8	2	0	984	5	1		PERSONNEL EXPENDITURES	1.694.000,00
46	35	1	40	8	2	0	984	5	1	1	CIVIL SERVANTS	1.686.000,00
46	35	1	40	8	2	0	984	5	1	4	TEMPORARY PERSONNEL	8.000,00
46	35	1	40	8	2	0	984	5	2		PREMIUM EXPENDITURES TO SOCIAL SECURITY INSTITUTIONS	202.000,00
46	35	1	40	8	2	0	984	5	2	1	CIVIL SERVANTS	202.000,00
46	35	1	40	8	2	0	984	5	3		PURCHASE of GOODS and SERVICES EXPENDITURES	5.478.000,00
46	35	1	40	8	2	0	984	5	3	2	PURCHASE OF GOODS AND MATERIAL FOR CONSUMPTION	1.334.000,00
46	35	1	40	8	2	0	984	5	3	3	TRAVEL ALLOWANCES	10.000,00
46	35	1	40	8	2	0	984	5	3	4	DUTY EXPENDITURES	7.000,00
46	35	1	40	8	2	0	984	5	3	5	SERVICE PROCUREMENT	3.203.000,00
46	35	1	40	8	2	0	984	5	3	6	REPRESENTATION AND PROMOTION EXPENDITURES	15.000,00
46	35	1	40	8	2	0	984	5	3	7	MOVABLE ESTATE, PURCHASE OF UNMATERIAL PREROGATIVE EXPENDITURES OF MAINTENANCE-REPAIR	769.000,00
46	35	1	40	8	2	0	984	5	3	8	IMMOVABLE GOODS MAINTANANCE AND REPAIR EXPENDITURES	140.000,00
46	35	1	40	8	2	0	984	5	6		CAPITAL EXPENSES	575.000,00
46	35	1	40	8	2	0	984	5	6	1	PURCHASE OF FINISHED GOODS	330.000,00
46	35	1	40	8	2	0	984	5	6	7	IMMOVABLE MAJOR REPAIR EXPENSES	245.000,00
46	35	1	41								PURCHASING DEPARTMENT	6.953.000,00
46	35	1	41	1							GENERAL PUBLIC SERVICES	6.953.000,00
46	35	1	41	1	3						GENERAL SERVICES	6.953.000,00
46	35	1	41	1	3	9					Other General Services	6.953.000,00
46	35	1	41	1	3	9	0				Other General Services	6.953.000,00
46	35	1	41	1	3	9	0	5			Local Governments	6.953.000,00
46	35	1	41	1	3	9	0	5	1		PERSONNEL EXPENDITURES	4.509.000,00
46	35	1	41	1	3	9	0	5	1	1	CIVIL SERVANTS	4.143.000,00
46	35	1	41	1	3	9	0	5	1	2	CONTRACTED PERSONNEL	280.000,00
46	35	1	41	1	3	9	0	5	1	4	TEMPORARY PERSONNEL	86.000,00
46	35	1	41	1	3	9	0	5	2		PREMIUM EXPENDITURES TO SOCIAL SECURITY INSTITUTIONS	578.000,00
46	35	1	41	1	3	9	0	5	2	1	CIVIL SERVANTS	531.000,00
46	35	1	41	1	3	9	0	5	2	2	CONTRACTED PERSONNEL	47.000,00
46	35	1	41	1	3	9	0	5	3		PURCHASE of GOODS and SERVICES EXPENDITURES	1.866.000,00
46	35	1	41	1	3	9	0	5	3	2	PURCHASE OF GOODS AND MATERIAL FOR CONSUMPTION	101.000,00
46	35	1	41	1	3	9	0	5	3	3	TRAVEL ALLOWANCES	38.000,00
46	35	1	41	1	3	9	0	5	3	5	SERVICE PROCUREMENT	1.388.000,00
46	35	1	41	1	3	9	0	5	3	7	MOVABLE ESTATE, PURCHASE OF UNMATERIAL PREROGATIVE	329.000,00
46	35	1	41	1	3	9	0	5	3	8	IMMOVABLE GOODS MAINTANANCE AND REPAIR EXPENDITURES	10.000,00
46	35	1	42								DEPARTMENT OF TRANSPORTATION	262.956.000,00
46	35	1	42	3							PUBLIC ORDER AND SECURITY SERVICES	219.120.000,00
46	35	1	42	3	1						Security Services	219.120.000,00
46	35	1	42	3	1	3					Traffic Security Services	219.120.000,00
46	35	1	42	3	1	3	239				Development of intelligent Traffic Management System	90.200.000,00
46	35	1	42	3	1	3	239	5			Local Governments	90.200.000,00
46	35	1	42	3	1	3	239	5	3		PURCHASE of GOODS and SERVICES EXPENDITURES	200.000,00
46	35	1	42	3	1	3	239	5	3	5	SERVICE PROCUREMENT	200.000,00
46	35	1	42	3	1	3	239	5	6		CAPITAL EXPENSES	90.000.000,00
46	35	1	42	3	1	3	239	5	6	1	PURCHASE OF FINISHED GOODS	30.000.000,00
46	35	1	42	3	1	3	239	5	6	5	IMMOVABLE CAPITAL PRODUCTION EXPENSES	22.000.000,00
46	35	1	42	3	1	3	239	5	6	7	IMMOVABLE MAJOR REPAIR EXPENSES	38.000.000,00
46	35	1	42	3	1	3	240				Development, Maintenance And Repair Of Horizontal And Vertical Traffic	27.000.000,00
46	35	1	42	3	1	3	240	5			Local Governments	27.000.000,00
46	35	1	42	3	1	3	240	5	6		CAPITAL EXPENSES	27.000.000,00
46	35	1	42	3	1	3	240	5	6	7	IMMOVABLE MAJOR REPAIR EXPENSES	27.000.000,00
46	35	1	42	3	1	3	411				Construction and Development of Passenger Transfer Centers	4.510.000,00
46	35	1	42	3	1	3	411	5			Local Governments	4.510.000,00
46	35	1	42	3	1	3	411	5	3		PURCHASE of GOODS and SERVICES EXPENDITURES	1.670.000,00
46	35	1	42	3	1	3	411	5	3	2	PURCHASE OF GOODS AND MATERIAL FOR CONSUMPTION	85.000,00
46	35	1	42	3	1	3	411	5	3	5	SERVICE PROCUREMENT	1.000.000,00

APPROPRIATION SCHEDULE (A)

INSTITUTIONAL CLASSIFICATION				FUNCTIONAL CLASSIFICATION				F.T.	ECONOMIC CLASSIFICATION		EXPLANATION	BUDGET APPROPRIATION YEAR 2021 (TL)
I	II	III	IV	I	II	III	IV	I	I	II		
46	35	1	42	3	1	3	411	5	3	7	MOVABLE ESTATE, PURCHASE OF UNMATERIAL PREROGATIVE EXPENDITURES OF MAINTENANCE-REPAIR	525.000,00
46	35	1	42	3	1	3	411	5	3	8	IMMOVABLE GOODS MAINTANANCE AND REPAIR EXPENDITURES	60.000,00
46	35	1	42	3	1	3	411	5	6		CAPITAL EXPENSES	2.840.000,00
46	35	1	42	3	1	3	411	5	6	1	PURCHASE OF FINISHED GOODS	300.000,00
46	35	1	42	3	1	3	411	5	6	5	IMMOVABLE CAPITAL PRODUCTION EXPENSES	290.000,00
46	35	1	42	3	1	3	411	5	6	7	IMMOVABLE MAJOR REPAIR EXPENSES	2.250.000,00
46	35	1	42	3	1	3	466				Implementation of Traffic and Auditing Services	32.893.000,00
46	35	1	42	3	1	3	466	5			Local Governments	32.893.000,00
46	35	1	42	3	1	3	466	5	1		PERSONNEL EXPENDITURES	5.076.000,00
46	35	1	42	3	1	3	466	5	1	1	CIVIL SERVANTS	4.410.000,00
46	35	1	42	3	1	3	466	5	1	2	CONTRACTED PERSONNEL	127.000,00
46	35	1	42	3	1	3	466	5	1	3	WORKERS	462.000,00
46	35	1	42	3	1	3	466	5	1	4	TEMPORARY PERSONNEL	77.000,00
46	35	1	42	3	1	3	466	5	2		PREMIUM EXPENDITURES TO SOCIAL SECURITY INSTITUTIONS	545.000,00
46	35	1	42	3	1	3	466	5	2	1	CIVIL SERVANTS	449.000,00
46	35	1	42	3	1	3	466	5	2	2	CONTRACTED PERSONNEL	22.000,00
46	35	1	42	3	1	3	466	5	2	3	WORKERS	74.000,00
46	35	1	42	3	1	3	466	5	3		PURCHASE of GOODS and SERVICES EXPENDITURES	25.022.000,00
46	35	1	42	3	1	3	466	5	3	2	PURCHASE OF GOODS AND MATERIAL FOR CONSUMPTION	352.000,00
46	35	1	42	3	1	3	466	5	3	3	TRAVEL ALLOWANCES	39.000,00
46	35	1	42	3	1	3	466	5	3	4	DUTY EXPENDITURES	524.000,00
46	35	1	42	3	1	3	466	5	3	5	SERVICE PROCUREMENT	23.518.000,00
46	35	1	42	3	1	3	466	5	3	6	REPRESENTATION AND PROMOTION EXPENDITURES	50.000,00
46	35	1	42	3	1	3	466	5	3	7	MOVABLE ESTATE, PURCHASE OF UNMATERIAL PREROGATIVE EXPENDITURES OF MAINTENANCE-REPAIR	414.000,00
46	35	1	42	3	1	3	466	5	3	8	IMMOVABLE GOODS MAINTANANCE AND REPAIR EXPENDITURES	120.000,00
46	35	1	42	3	1	3	466	5	3	9	TREATMENT AND FUNERAL EXPENDITURES	5.000,00
46	35	1	42	3	1	3	466	5	6		CAPITAL EXPENSES	2.250.000,00
46	35	1	42	3	1	3	466	5	6	1	PURCHASE OF FINISHED GOODS	430.000,00
46	35	1	42	3	1	3	466	5	6	2	PRODUCTION EXPENSES OF MOVABLE CAPITAL	400.000,00
46	35	1	42	3	1	3	466	5	6	5	IMMOVABLE CAPITAL PRODUCTION EXPENSES	1.000.000,00
46	35	1	42	3	1	3	466	5	6	7	IMMOVABLE MAJOR REPAIR EXPENSES	420.000,00
46	35	1	42	3	1	3	504				Creating and Managing New Pedestrian Zones	8.000.000,00
46	35	1	42	3	1	3	504	5			Local Governments	8.000.000,00
46	35	1	42	3	1	3	504	5	6		CAPITAL EXPENSES	8.000.000,00
46	35	1	42	3	1	3	504	5	6	1	PURCHASE OF FINISHED GOODS	3.000.000,00
46	35	1	42	3	1	3	504	5	6	7	IMMOVABLE MAJOR REPAIR EXPENSES	5.000.000,00
46	35	1	42	3	1	3	511				Implementation of İzmir Transportation Center Services	52.747.000,00
46	35	1	42	3	1	3	511	5			Local Governments	52.747.000,00
46	35	1	42	3	1	3	511	5	1		PERSONNEL EXPENDITURES	10.540.000,00
46	35	1	42	3	1	3	511	5	1	1	CIVIL SERVANTS	8.497.000,00
46	35	1	42	3	1	3	511	5	1	2	CONTRACTED PERSONNEL	716.000,00
46	35	1	42	3	1	3	511	5	1	3	WORKERS	1.208.000,00
46	35	1	42	3	1	3	511	5	1	4	TEMPORARY PERSONNEL	119.000,00
46	35	1	42	3	1	3	511	5	2		PREMIUM EXPENDITURES TO SOCIAL SECURITY INSTITUTIONS	1.282.000,00
46	35	1	42	3	1	3	511	5	2	1	CIVIL SERVANTS	978.000,00
46	35	1	42	3	1	3	511	5	2	2	CONTRACTED PERSONNEL	122.000,00
46	35	1	42	3	1	3	511	5	2	3	WORKERS	182.000,00
46	35	1	42	3	1	3	511	5	3		PURCHASE of GOODS and SERVICES EXPENDITURES	30.415.000,00
46	35	1	42	3	1	3	511	5	3	2	PURCHASE OF GOODS AND MATERIAL FOR CONSUMPTION	1.755.000,00
46	35	1	42	3	1	3	511	5	3	3	TRAVEL ALLOWANCES	60.000,00
46	35	1	42	3	1	3	511	5	3	4	DUTY EXPENDITURES	1.390.000,00
46	35	1	42	3	1	3	511	5	3	5	SERVICE PROCUREMENT	24.959.000,00
46	35	1	42	3	1	3	511	5	3	6	REPRESENTATION AND PROMOTION EXPENDITURES	500.000,00
46	35	1	42	3	1	3	511	5	3	7	MOVABLE ESTATE, PURCHASE OF UNMATERIAL PREROGATIVE EXPENDITURES OF MAINTENANCE-REPAIR	1.587.000,00
46	35	1	42	3	1	3	511	5	3	8	IMMOVABLE GOODS MAINTANANCE AND REPAIR EXPENDITURES	157.000,00
46	35	1	42	3	1	3	511	5	3	9	TREATMENT AND FUNERAL EXPENDITURES	7.000,00
46	35	1	42	3	1	3	511	5	6		CAPITAL EXPENSES	10.510.000,00
46	35	1	42	3	1	3	511	5	6	1	PURCHASE OF FINISHED GOODS	1.855.000,00
46	35	1	42	3	1	3	511	5	6	3	PURCHASE OF INTANGIBLE PROPERTIES	1.010.000,00
46	35	1	42	3	1	3	511	5	6	5	IMMOVABLE CAPITAL PRODUCTION EXPENSES	5.000.000,00
46	35	1	42	3	1	3	511	5	6	7	IMMOVABLE MAJOR REPAIR EXPENSES	2.645.000,00
46	35	1	42	3	1	3	517				Dissemination of Traffic Training Park	3.770.000,00
46	35	1	42	3	1	3	517	5			Local Governments	3.770.000,00
46	35	1	42	3	1	3	517	5	3		PURCHASE of GOODS and SERVICES EXPENDITURES	620.000,00
46	35	1	42	3	1	3	517	5	3	2	PURCHASE OF GOODS AND MATERIAL FOR CONSUMPTION	100.000,00
46	35	1	42	3	1	3	517	5	3	6	REPRESENTATION AND PROMOTION EXPENDITURES	500.000,00
46	35	1	42	3	1	3	517	5	3	8	IMMOVABLE GOODS MAINTANANCE AND REPAIR EXPENDITURES	20.000,00
46	35	1	42	3	1	3	517	5	6		CAPITAL EXPENSES	3.150.000,00
46	35	1	42	3	1	3	517	5	6	1	PURCHASE OF FINISHED GOODS	150.000,00
46	35	1	42	3	1	3	517	5	6	5	IMMOVABLE CAPITAL PRODUCTION EXPENSES	3.000.000,00
46	35	1	42	4							FINANCIAL AFFAIRS AND SERVICES	43.836.000,00
46	35	1	42	4	5						Transportation Services	43.836.000,00
46	35	1	42	4	5	1					Highway Construction Affairs And Services	5.082.000,00
46	35	1	42	4	5	1	241				Implementing Sustainable Urban Mobility And Transportation Plans	1.700.000,00
46	35	1	42	4	5	1	241	5			Local Governments	1.700.000,00
46	35	1	42	4	5	1	241	5	3		PURCHASE of GOODS and SERVICES EXPENDITURES	1.700.000,00
46	35	1	42	4	5	1	241	5	3	5	SERVICE PROCUREMENT	1.700.000,00

APPROPRIATION SCHEDULE (A)

INSTITUTIONAL CLASSIFICATION				FUNCTIONAL CLASSIFICATION				F.T.	ECONOMIC CLASSIFICATION		EXPLANATION	BUDGET APPROPRIATION YEAR 2021 (TL)
I	II	III	IV	I	II	III	IV	I	I	II		
46	35	1	42	4	5	1	500				Implementation Of Transportation Planning Services	1.732.000,00
46	35	1	42	4	5	1	500	5			Local Governments	1.732.000,00
46	35	1	42	4	5	1	500	5	1		PERSONNEL EXPENDITURES	703.000,00
46	35	1	42	4	5	1	500	5	1	1	CIVIL SERVANTS	703.000,00
46	35	1	42	4	5	1	500	5	2		PREMIUM EXPENDITURES TO SOCIAL SECURITY INSTITUTIONS	80.000,00
46	35	1	42	4	5	1	500	5	2	1	CIVIL SERVANTS	80.000,00
46	35	1	42	4	5	1	500	5	3		PURCHASE of GOODS and SERVICES EXPENDITURES	613.000,00
46	35	1	42	4	5	1	500	5	3	2	PURCHASE OF GOODS AND MATERIAL FOR CONSUMPTION	45.000,00
46	35	1	42	4	5	1	500	5	3	3	TRAVEL ALLOWANCES	30.000,00
46	35	1	42	4	5	1	500	5	3	5	SERVICE PROCUREMENT	164.000,00
46	35	1	42	4	5	1	500	5	3	6	REPRESENTATION AND PROMOTION EXPENDITURES	340.000,00
46	35	1	42	4	5	1	500	5	3	7	MOVABLE ESTATE, PURCHASE OF UNMATERIAL PREROGATIVE EXPENDITURES OF MAINTENANCE-REPAIR	24.000,00
46	35	1	42	4	5	1	500	5	3	8	IMMOVABLE GOODS MAINTANANCE AND REPAIR EXPENDITURES	10.000,00
46	35	1	42	4	5	1	500	5	5		CURRENT TRANSFERS	27.000,00
46	35	1	42	4	5	1	500	5	5	6	TRANSFERS TO ABROAD	27.000,00
46	35	1	42	4	5	1	500	5	6		CAPITAL EXPENSES	309.000,00
46	35	1	42	4	5	1	500	5	6	1	PURCHASE OF FINISHED GOODS	159.000,00
46	35	1	42	4	5	1	500	5	6	3	PURCHASE OF INTANGIBLE PROPERTIES	150.000,00
46	35	1	42	4	5	1	504				Creating and Managing New Pedestrian Zones	800.000,00
46	35	1	42	4	5	1	504	5			Local Governments	800.000,00
46	35	1	42	4	5	1	504	5	6		CAPITAL EXPENSES	800.000,00
46	35	1	42	4	5	1	504	5	6	5	IMMOVABLE CAPITAL PRODUCTION EXPENSES	800.000,00
46	35	1	42	4	5	1	508				European Cycle Route Network	500.000,00
46	35	1	42	4	5	1	508	5			Local Governments	500.000,00
46	35	1	42	4	5	1	508	5	6		CAPITAL EXPENSES	500.000,00
46	35	1	42	4	5	1	508	5	6	5	IMMOVABLE CAPITAL PRODUCTION EXPENSES	500.000,00
46	35	1	42	4	5	1	521				Creating And Managing Low Emission Zones	100.000,00
46	35	1	42	4	5	1	521	5			Local Governments	100.000,00
46	35	1	42	4	5	1	521	5	6		CAPITAL EXPENSES	100.000,00
46	35	1	42	4	5	1	521	5	6	5	IMMOVABLE CAPITAL PRODUCTION EXPENSES	100.000,00
46	35	1	42	4	5	1	922				Cycle Paths	250.000,00
46	35	1	42	4	5	1	922	5			Local Governments	250.000,00
46	35	1	42	4	5	1	922	5	6		CAPITAL EXPENSES	250.000,00
46	35	1	42	4	5	1	922	5	6	5	IMMOVABLE CAPITAL PRODUCTION EXPENSES	250.000,00
46	35	1	42	4	5	2					Implementation Of Highway System Operation Works And Services	6.749.000,00
46	35	1	42	4	5	2	409				Implementation of Public Transportation Services	5.249.000,00
46	35	1	42	4	5	2	409	5			Local Governments	5.249.000,00
46	35	1	42	4	5	2	409	5	1		PERSONNEL EXPENDITURES	1.131.000,00
46	35	1	42	4	5	2	409	5	1	1	CIVIL SERVANTS	952.000,00
46	35	1	42	4	5	2	409	5	1	2	CONTRACTED PERSONNEL	149.000,00
46	35	1	42	4	5	2	409	5	1	4	TEMPORARY PERSONNEL	30.000,00
46	35	1	42	4	5	2	409	5	2		PREMIUM EXPENDITURES TO SOCIAL SECURITY INSTITUTIONS	156.000,00
46	35	1	42	4	5	2	409	5	2	1	CIVIL SERVANTS	131.000,00
46	35	1	42	4	5	2	409	5	2	2	CONTRACTED PERSONNEL	25.000,00
46	35	1	42	4	5	2	409	5	3		PURCHASE of GOODS and SERVICES EXPENDITURES	3.842.000,00
46	35	1	42	4	5	2	409	5	3	2	PURCHASE OF GOODS AND MATERIAL FOR CONSUMPTION	92.000,00
46	35	1	42	4	5	2	409	5	3	3	TRAVEL ALLOWANCES	20.000,00
46	35	1	42	4	5	2	409	5	3	4	DUTY EXPENDITURES	10.000,00
46	35	1	42	4	5	2	409	5	3	5	SERVICE PROCUREMENT	3.480.000,00
46	35	1	42	4	5	2	409	5	3	6	REPRESENTATION AND PROMOTION EXPENDITURES	60.000,00
46	35	1	42	4	5	2	409	5	3	7	MOVABLE ESTATE, PURCHASE OF UNMATERIAL PREROGATIVE EXPENDITURES OF MAINTENANCE-REPAIR	160.000,00
46	35	1	42	4	5	2	409	5	3	8	IMMOVABLE GOODS MAINTANANCE AND REPAIR EXPENDITURES	20.000,00
46	35	1	42	4	5	2	409	5	6		CAPITAL EXPENSES	120.000,00
46	35	1	42	4	5	2	409	5	6	1	PURCHASE OF FINISHED GOODS	120.000,00
46	35	1	42	4	5	2	505				integration of Private Transporters in The Municipal Transportation System	500.000,00
46	35	1	42	4	5	2	505	5			Local Governments	500.000,00
46	35	1	42	4	5	2	505	5	3		PURCHASE of GOODS and SERVICES EXPENDITURES	500.000,00
46	35	1	42	4	5	2	505	5	3	5	SERVICE PROCUREMENT	500.000,00
46	35	1	42	4	5	2	506				Development of Public Transportation System	1.000.000,00
46	35	1	42	4	5	2	506	5			Local Governments	1.000.000,00
46	35	1	42	4	5	2	506	5	3		PURCHASE of GOODS and SERVICES EXPENDITURES	1.000.000,00
46	35	1	42	4	5	2	506	5	3	5	SERVICE PROCUREMENT	1.000.000,00
46	35	1	42	4	5	4					Watercourse Carriage Facility Construction Works and Services	11.055.000,00
46	35	1	42	4	5	4	220				Consolidation of the Ship Fleet	5.000.000,00
46	35	1	42	4	5	4	220	5			Local Governments	5.000.000,00
46	35	1	42	4	5	4	220	5	6		CAPITAL EXPENSES	5.000.000,00
46	35	1	42	4	5	4	220	5	6	4	PURCHASE OF IMMOVABLES AND EXPROPRIATION	5.000.000,00
46	35	1	42	4	5	4	464				Implementation of Marine Services	4.055.000,00
46	35	1	42	4	5	4	464	5			Local Governments	4.055.000,00
46	35	1	42	4	5	4	464	5	1		PERSONNEL EXPENDITURES	2.139.000,00
46	35	1	42	4	5	4	464	5	1	1	CIVIL SERVANTS	1.355.000,00
46	35	1	42	4	5	4	464	5	1	3	WORKERS	741.000,00
46	35	1	42	4	5	4	464	5	1	4	TEMPORARY PERSONNEL	43.000,00

APPROPRIATION SCHEDULE (A)

INSTITUTIONAL CLASSIFICATION				FUNCTIONAL CLASSIFICATION				F.T.	ECONOMIC CLASSIFICATION		EXPLANATION	BUDGET APPROPRIATION YEAR 2021 (TL)
I	II	III	IV	I	II	III	IV	I	I	II		
46	35	1	42	4	5	4	464	5	2		PREMIUM EXPENDITURES TO SOCIAL SECURITY INSTITUTIONS	307.000,00
46	35	1	42	4	5	4	464	5	2	1	CIVIL SERVANTS	153.000,00
46	35	1	42	4	5	4	464	5	2	3	WORKERS	154.000,00
46	35	1	42	4	5	4	464	5	3		PURCHASE of GOODS and SERVICES EXPENDITURES	429.000,00
46	35	1	42	4	5	4	464	5	3	2	PURCHASE OF GOODS AND MATERIAL FOR CONSUMPTION	20.000,00
46	35	1	42	4	5	4	464	5	3	3	TRAVEL ALLOWANCES	40.000,00
46	35	1	42	4	5	4	464	5	3	4	DUTY EXPENDITURES	16.000,00
46	35	1	42	4	5	4	464	5	3	5	SERVICE PROCUREMENT	206.000,00
46	35	1	42	4	5	4	464	5	3	6	REPRESENTATION AND PROMOTION EXPENDITURES	120.000,00
46	35	1	42	4	5	4	464	5	3	7	MOVABLE ESTATE, PURCHASE OF UNMATERIAL PREROGATIVE EXPENDITURES OF MAINTENANCE-REPAIR	25.000,00
46	35	1	42	4	5	4	464	5	3	9	TREATMENT AND FUNERAL EXPENDITURES	2.000,00
46	35	1	42	4	5	4	464	5	6		CAPITAL EXPENSES	1.180.000,00
46	35	1	42	4	5	4	464	5	6	1	PURCHASE OF FINISHED GOODS	180.000,00
46	35	1	42	4	5	4	464	5	6	5	IMMOVABLE CAPITAL PRODUCTION EXPENSES	1.000.000,00
46	35	1	42	4	5	4	465				Building New Docks, Repair-Maintenance Units, Marinas and Moorings and Improving the Condition Of Existing Piers	2.000.000,00
46	35	1	42	4	5	4	465	5			Local Governments	2.000.000,00
46	35	1	42	4	5	4	465	5	6		CAPITAL EXPENSES	2.000.000,00
46	35	1	42	4	5	4	465	5	6	5	IMMOVABLE CAPITAL PRODUCTION EXPENSES	2.000.000,00
46	35	1	42	4	5	9					Unclassified Transportation Services	20.950.000,00
46	35	1	42	4	5	9	0				Unclassified Transportation Services	1.975.000,00
46	35	1	42	4	5	9	0	5			Local Governments	1.975.000,00
46	35	1	42	4	5	9	0	5	1		PERSONNEL EXPENDITURES	1.433.000,00
46	35	1	42	4	5	9	0	5	1	1	CIVIL SERVANTS	1.415.000,00
46	35	1	42	4	5	9	0	5	1	4	TEMPORARY PERSONNEL	18.000,00
46	35	1	42	4	5	9	0	5	2		PREMIUM EXPENDITURES TO SOCIAL SECURITY INSTITUTIONS	183.000,00
46	35	1	42	4	5	9	0	5	2	1	CIVIL SERVANTS	183.000,00
46	35	1	42	4	5	9	0	5	3		PURCHASE of GOODS and SERVICES EXPENDITURES	359.000,00
46	35	1	42	4	5	9	0	5	3	2	PURCHASE OF GOODS AND MATERIAL FOR CONSUMPTION	13.000,00
46	35	1	42	4	5	9	0	5	3	3	TRAVEL ALLOWANCES	36.000,00
46	35	1	42	4	5	9	0	5	3	4	DUTY EXPENDITURES	169.000,00
46	35	1	42	4	5	9	0	5	3	5	SERVICE PROCUREMENT	7.000,00
46	35	1	42	4	5	9	0	5	3	6	REPRESENTATION AND PROMOTION EXPENDITURES	75.000,00
46	35	1	42	4	5	9	0	5	3	7	MOVABLE ESTATE, PURCHASE OF UNMATERIAL PREROGATIVE EXPENDITURES OF MAINTENANCE-REPAIR	59.000,00
46	35	1	42	4	5	9	87				Underpass and Overpass Construction Works on Transport Roads	4.000.000,00
46	35	1	42	4	5	9	87	5			Local Governments	4.000.000,00
46	35	1	42	4	5	9	87	5	6		CAPITAL EXPENSES	4.000.000,00
46	35	1	42	4	5	9	87	5	6	5	IMMOVABLE CAPITAL PRODUCTION EXPENSES	4.000.000,00
46	35	1	42	4	5	9	153				Construction of Underpass and Overpass with Escalator on Transport Roads	1.000.000,00
46	35	1	42	4	5	9	153	5			Local Governments	1.000.000,00
46	35	1	42	4	5	9	153	5	6		CAPITAL EXPENSES	1.000.000,00
46	35	1	42	4	5	9	153	5	6	5	IMMOVABLE CAPITAL PRODUCTION EXPENSES	1.000.000,00
46	35	1	42	4	5	9	156				Maintenance and Repair of Boulevards, Avenues and Main Connection Roads	500.000,00
46	35	1	42	4	5	9	156	5			Local Governments	500.000,00
46	35	1	42	4	5	9	156	5	6		CAPITAL EXPENSES	500.000,00
46	35	1	42	4	5	9	156	5	6	7	IMMOVABLE MAJOR REPAIR EXPENSES	500.000,00
46	35	1	42	4	5	9	346				Building Multi-Storey Car Parks	900.000,00
46	35	1	42	4	5	9	346	5			Local Governments	900.000,00
46	35	1	42	4	5	9	346	5	6		CAPITAL EXPENSES	900.000,00
46	35	1	42	4	5	9	346	5	6	5	IMMOVABLE CAPITAL PRODUCTION EXPENSES	900.000,00
46	35	1	42	4	5	9	368				Construction of New Zoning Roads	1.000.000,00
46	35	1	42	4	5	9	368	5			Local Governments	1.000.000,00
46	35	1	42	4	5	9	368	5	6		CAPITAL EXPENSES	1.000.000,00
46	35	1	42	4	5	9	368	5	6	5	IMMOVABLE CAPITAL PRODUCTION EXPENSES	1.000.000,00
46	35	1	42	4	5	9	465				Building New Docks, Repair-Maintenance Units, Marinas and Moorings and Improving the Condition Of Existing Piers	1.000.000,00
46	35	1	42	4	5	9	465	5			Local Governments	1.000.000,00
46	35	1	42	4	5	9	465	5	6		CAPITAL EXPENSES	1.000.000,00
46	35	1	42	4	5	9	465	5	6	5	IMMOVABLE CAPITAL PRODUCTION EXPENSES	1.000.000,00
46	35	1	42	4	5	9	469				Construction of Pedestrian Overpass and Subways on the Line of IZBAN	500.000,00
46	35	1	42	4	5	9	469	5			Local Governments	500.000,00
46	35	1	42	4	5	9	469	5	6		CAPITAL EXPENSES	500.000,00
46	35	1	42	4	5	9	469	5	6	5	IMMOVABLE CAPITAL PRODUCTION EXPENSES	500.000,00
46	35	1	42	4	5	9	470				Construction of Additional Lines to İzmir Commuter Train System Development Project	300.000,00
46	35	1	42	4	5	9	470	5			Local Governments	300.000,00
46	35	1	42	4	5	9	470	5	6		CAPITAL EXPENSES	300.000,00
46	35	1	42	4	5	9	470	5	6	5	IMMOVABLE CAPITAL PRODUCTION EXPENSES	300.000,00
46	35	1	42	4	5	9	500				Implementation Of Transportation Planning Services	7.075.000,00
46	35	1	42	4	5	9	500	5			Local Governments	7.075.000,00
46	35	1	42	4	5	9	500	5	1		PERSONNEL EXPENDITURES	5.147.000,00
46	35	1	42	4	5	9	500	5	1	1	CIVIL SERVANTS	3.362.000,00
46	35	1	42	4	5	9	500	5	1	2	CONTRACTED PERSONNEL	1.745.000,00
46	35	1	42	4	5	9	500	5	1	4	TEMPORARY PERSONNEL	40.000,00

APPROPRIATION SCHEDULE (A)

INSTITUTIONAL CLASSIFICATION				FUNCTIONAL CLASSIFICATION				F.T.	ECONOMIC CLASSIFICATION		EXPLANATION	BUDGET APPROPRIATION YEAR 2021 (TL)
I	II	III	IV	I	II	III	IV	I	I	II		
46	35	1	42	4	5	9	500	5	2		PREMIUM EXPENDITURES TO SOCIAL SECURITY INSTITUTIONS	731.000,00
46	35	1	42	4	5	9	500	5	2	1	CIVIL SERVANTS	393.000,00
46	35	1	42	4	5	9	500	5	2	2	CONTRACTED PERSONNEL	338.000,00
46	35	1	42	4	5	9	500	5	3		PURCHASE of GOODS and SERVICES EXPENDITURES	967.000,00
46	35	1	42	4	5	9	500	5	3	2	PURCHASE OF GOODS AND MATERIAL FOR CONSUMPTION	162.000,00
46	35	1	42	4	5	9	500	5	3	3	TRAVEL ALLOWANCES	55.000,00
46	35	1	42	4	5	9	500	5	3	4	DUTY EXPENDITURES	1.000,00
46	35	1	42	4	5	9	500	5	3	5	SERVICE PROCUREMENT	183.000,00
46	35	1	42	4	5	9	500	5	3	6	REPRESENTATION AND PROMOTION EXPENDITURES	440.000,00
46	35	1	42	4	5	9	500	5	3	7	MOVABLE ESTATE, PURCHASE OF UNMATERIAL PREROGATIVE EXPENDITURES OF MAINTENANCE-REPAIR	110.000,00
46	35	1	42	4	5	9	500	5	3	8	IMMOVABLE GOODS MAINTANANCE AND REPAIR EXPENDITURES	16.000,00
46	35	1	42	4	5	9	500	5	6		CAPITAL EXPENSES	190.000,00
46	35	1	42	4	5	9	500	5	6	1	PURCHASE OF FINISHED GOODS	140.000,00
46	35	1	42	4	5	9	500	5	6	3	PURCHASE OF INTANGIBLE PROPERTIES	50.000,00
46	35	1	42	4	5	9	500	5	7		CAPITAL TRANSFERS	40.000,00
46	35	1	42	4	5	9	500	5	7	2	FOREIGN CAPITAL TRANSFERS	40.000,00
46	35	1	42	4	5	9	922				Cycle Paths	1.000.000,00
46	35	1	42	4	5	9	922	5			Local Governments	1.000.000,00
46	35	1	42	4	5	9	922	5	6		CAPITAL EXPENSES	1.000.000,00
46	35	1	42	4	5	9	922	5	6	5	IMMOVABLE CAPITAL PRODUCTION EXPENSES	1.000.000,00
46	35	1	42	4	5	9	924				Construction of Various Retaining Structures Across the City	500.000,00
46	35	1	42	4	5	9	924	5			Local Governments	500.000,00
46	35	1	42	4	5	9	924	5	6		CAPITAL EXPENSES	500.000,00
46	35	1	42	4	5	9	924	5	6	5	IMMOVABLE CAPITAL PRODUCTION EXPENSES	500.000,00
46	35	1	42	4	5	9	977				Constructing Bridges over the Streams	1.200.000,00
46	35	1	42	4	5	9	977	5			Local Governments	1.200.000,00
46	35	1	42	4	5	9	977	5	6		CAPITAL EXPENSES	1.200.000,00
46	35	1	42	4	5	9	977	5	6	5	IMMOVABLE CAPITAL PRODUCTION EXPENSES	1.200.000,00
46	35	1	43								DEPARTMENT OF SUBURBAN AND RAILSYSTEMS INVESTMENTS	766.973.000,00
46	35	1	43	4							FINANCIAL AFFAIRS AND SERVICES	766.973.000,00
46	35	1	43	4	5						Transportation Services	766.973.000,00
46	35	1	43	4	5	5					Railway Construction and Business Affairs and Services	766.973.000,00
46	35	1	43	4	5	5	0				Railway Construction and Business Affairs and Services	1.990.000,00
46	35	1	43	4	5	5	0	5			Local Governments	1.990.000,00
46	35	1	43	4	5	5	0	5	1		PERSONNEL EXPENDITURES	1.664.000,00
46	35	1	43	4	5	5	0	5	1	1	CIVIL SERVANTS	1.664.000,00
46	35	1	43	4	5	5	0	5	2		PREMIUM EXPENDITURES TO SOCIAL SECURITY INSTITUTIONS	203.000,00
46	35	1	43	4	5	5	0	5	2	1	CIVIL SERVANTS	203.000,00
46	35	1	43	4	5	5	0	5	3		PURCHASE of GOODS and SERVICES EXPENDITURES	123.000,00
46	35	1	43	4	5	5	0	5	3	2	PURCHASE OF GOODS AND MATERIAL FOR CONSUMPTION	2.000,00
46	35	1	43	4	5	5	0	5	3	3	TRAVEL ALLOWANCES	21.000,00
46	35	1	43	4	5	5	0	5	3	5	SERVICE PROCUREMENT	100.000,00
46	35	1	43	4	5	5	223				Izmir Light Rail System Project Consultancy and Project Services	30.000.000,00
46	35	1	43	4	5	5	223	5			Local Governments	30.000.000,00
46	35	1	43	4	5	5	223	5	6		CAPITAL EXPENSES	30.000.000,00
46	35	1	43	4	5	5	223	5	6	5	IMMOVABLE CAPITAL PRODUCTION EXPENSES	30.000.000,00
46	35	1	43	4	5	5	468				Implementation of Suburban Services	2.030.000,00
46	35	1	43	4	5	5	468	5			Local Governments	2.030.000,00
46	35	1	43	4	5	5	468	5	1		PERSONNEL EXPENDITURES	1.367.000,00
46	35	1	43	4	5	5	468	5	1	1	CIVIL SERVANTS	1.217.000,00
46	35	1	43	4	5	5	468	5	1	2	CONTRACTED PERSONNEL	150.000,00
46	35	1	43	4	5	5	468	5	2		PREMIUM EXPENDITURES TO SOCIAL SECURITY INSTITUTIONS	189.000,00
46	35	1	43	4	5	5	468	5	2	1	CIVIL SERVANTS	164.000,00
46	35	1	43	4	5	5	468	5	2	2	CONTRACTED PERSONNEL	25.000,00
46	35	1	43	4	5	5	468	5	3		PURCHASE of GOODS and SERVICES EXPENDITURES	454.000,00
46	35	1	43	4	5	5	468	5	3	2	PURCHASE OF GOODS AND MATERIAL FOR CONSUMPTION	13.000,00
46	35	1	43	4	5	5	468	5	3	3	TRAVEL ALLOWANCES	30.000,00
46	35	1	43	4	5	5	468	5	3	4	DUTY EXPENDITURES	120.000,00
46	35	1	43	4	5	5	468	5	3	5	SERVICE PROCUREMENT	265.000,00
46	35	1	43	4	5	5	468	5	3	7	MOVABLE ESTATE, PURCHASE OF UNMATERIAL PREROGATIVE EXPENDITURES OF MAINTENANCE-REPAIR	26.000,00
46	35	1	43	4	5	5	468	5	6		CAPITAL EXPENSES	20.000,00
46	35	1	43	4	5	5	468	5	6	4	PURCHASE OF IMMOVABLES AND EXPROPRIATION	20.000,00
46	35	1	43	4	5	5	469				Construction of Pedestrian Overpass and Subways on the Line of IZBAN	15.000.000,00
46	35	1	43	4	5	5	469	5			Local Governments	15.000.000,00
46	35	1	43	4	5	5	469	5	6		CAPITAL EXPENSES	15.000.000,00
46	35	1	43	4	5	5	469	5	6	5	IMMOVABLE CAPITAL PRODUCTION EXPENSES	15.000.000,00
46	35	1	43	4	5	5	470				Construction of Additional Lines to İzmir Commuter Train System Development Project	5.000.000,00
46	35	1	43	4	5	5	470	5			Local Governments	5.000.000,00
46	35	1	43	4	5	5	470	5	6		CAPITAL EXPENSES	5.000.000,00
46	35	1	43	4	5	5	470	5	6	5	IMMOVABLE CAPITAL PRODUCTION EXPENSES	5.000.000,00
46	35	1	43	4	5	5	472				Implementation of İzmir light rail system project services	4.953.000,00

APPROPRIATION SCHEDULE (A)

INSTITUTIONAL CLASSIFICATION				FUNCTIONAL CLASSIFICATION				F.T.	ECONOMIC CLASSIFICATION		EXPLANATION	BUDGET APPROPRIATION YEAR 2021 (TL)
I	II	III	IV	I	II	III	IV	I	I	II		
46	35	1	43	4	5	5	472	5			Local Governments	4.953.000,00
46	35	1	43	4	5	5	472	5	1		PERSONNEL EXPENDITURES	2.607.000,00
46	35	1	43	4	5	5	472	5	1	1	CIVIL SERVANTS	1.684.000,00
46	35	1	43	4	5	5	472	5	1	2	CONTRACTED PERSONNEL	900.000,00
46	35	1	43	4	5	5	472	5	1	4	TEMPORARY PERSONNEL	23.000,00
46	35	1	43	4	5	5	472	5	2		PREMIUM EXPENDITURES TO SOCIAL SECURITY INSTITUTIONS	348.000,00
46	35	1	43	4	5	5	472	5	2	1	CIVIL SERVANTS	198.000,00
46	35	1	43	4	5	5	472	5	2	2	CONTRACTED PERSONNEL	150.000,00
46	35	1	43	4	5	5	472	5	3		PURCHASE of GOODS and SERVICES EXPENDITURES	1.948.000,00
46	35	1	43	4	5	5	472	5	3	2	PURCHASE OF GOODS AND MATERIAL FOR CONSUMPTION	22.000,00
46	35	1	43	4	5	5	472	5	3	3	TRAVEL ALLOWANCES	53.000,00
46	35	1	43	4	5	5	472	5	3	4	DUTY EXPENDITURES	300.000,00
46	35	1	43	4	5	5	472	5	3	5	SERVICE PROCUREMENT	1.520.000,00
46	35	1	43	4	5	5	472	5	3	7	MOVABLE ESTATE, PURCHASE OF UNMATERIAL PREROGATIVE EXPENDITURES OF MAINTENANCE-REPAIR	53.000,00
46	35	1	43	4	5	5	472	5	6		CAPITAL EXPENSES	50.000,00
46	35	1	43	4	5	5	472	5	6	4	PURCHASE OF IMMOVABLES AND EXPROPRIATION	50.000,00
46	35	1	43	4	5	5	473				Trolley Line Construction and Purchasing Tramcar (Cigli Tramcar)	123.000.000,00
46	35	1	43	4	5	5	473	5			Local Governments	22.000.000,00
46	35	1	43	4	5	5	473	5	6		CAPITAL EXPENSES	22.000.000,00
46	35	1	43	4	5	5	473	5	6	5	IMMOVABLE CAPITAL PRODUCTION EXPENSES	22.000.000,00
46	35	1	43	4	5	5	473	7			Credits for External Project	101.000.000,00
46	35	1	43	4	5	5	473	7	6		CAPITAL EXPENSES	101.000.000,00
46	35	1	43	4	5	5	473	7	6	1	PURCHASE OF FINISHED GOODS	1.000.000,00
46	35	1	43	4	5	5	473	7	6	5	IMMOVABLE CAPITAL PRODUCTION EXPENSES	100.000.000,00
46	35	1	43	4	5	5	901				Light Rail System Project - Halkapinar Underground Warehouse Construction	70.000.000,00
46	35	1	43	4	5	5	901	5			Local Governments	70.000.000,00
46	35	1	43	4	5	5	901	5	6		CAPITAL EXPENSES	70.000.000,00
46	35	1	43	4	5	5	901	5	6	5	IMMOVABLE CAPITAL PRODUCTION EXPENSES	70.000.000,00
46	35	1	43	4	5	5	902				Izmir Light Rail System Project 4th Level (Construction of F.Altay - Narlıdere)	310.000.000,00
46	35	1	43	4	5	5	902	7			Credits for External Project	310.000.000,00
46	35	1	43	4	5	5	902	7	6		CAPITAL EXPENSES	310.000.000,00
46	35	1	43	4	5	5	902	7	6	5	IMMOVABLE CAPITAL PRODUCTION EXPENSES	310.000.000,00
46	35	1	43	4	5	5	957				Light Rail System Project - Üçyol İst.-Deü Tinaztepe Campus-Buca Koop. Subway Construction	135.000.000,00
46	35	1	43	4	5	5	957	7			Credits for External Project	135.000.000,00
46	35	1	43	4	5	5	957	7	6		CAPITAL EXPENSES	135.000.000,00
46	35	1	43	4	5	5	957	7	6	5	IMMOVABLE CAPITAL PRODUCTION EXPENSES	135.000.000,00
46	35	1	43	4	5	5	976				Izmir light rail project Balçova-Narlıdere New Depot Facilities Construction W	70.000.000,00
46	35	1	43	4	5	5	976	5			Local Governments	70.000.000,00
46	35	1	43	4	5	5	976	5	6		CAPITAL EXPENSES	70.000.000,00
46	35	1	43	4	5	5	976	5	6	5	IMMOVABLE CAPITAL PRODUCTION EXPENSES	70.000.000,00
46	35	1	44								DEPARTMENT OF PARK AND GARDENS	439.698.000,00
46	35	1	44	7							HEALTH SERVICES	22.838.000,00
46	35	1	44	7	9						Unclassified Health Services	22.838.000,00
46	35	1	44	7	9	9					Unclassified Health Services	22.838.000,00
46	35	1	44	7	9	9	335				Implementation of Izmir Natural Life Park Services	22.838.000,00
46	35	1	44	7	9	9	335	5			Local Governments	22.838.000,00
46	35	1	44	7	9	9	335	5	1		PERSONNEL EXPENDITURES	3.742.000,00
46	35	1	44	7	9	9	335	5	1	1	CIVIL SERVANTS	3.262.000,00
46	35	1	44	7	9	9	335	5	1	2	CONTRACTED PERSONNEL	281.000,00
46	35	1	44	7	9	9	335	5	1	3	WORKERS	178.000,00
46	35	1	44	7	9	9	335	5	1	4	TEMPORARY PERSONNEL	21.000,00
46	35	1	44	7	9	9	335	5	2		PREMIUM EXPENDITURES TO SOCIAL SECURITY INSTITUTIONS	442.000,00
46	35	1	44	7	9	9	335	5	2	1	CIVIL SERVANTS	360.000,00
46	35	1	44	7	9	9	335	5	2	2	CONTRACTED PERSONNEL	50.000,00
46	35	1	44	7	9	9	335	5	2	3	WORKERS	32.000,00
46	35	1	44	7	9	9	335	5	3		PURCHASE of GOODS and SERVICES EXPENDITURES	17.490.000,00
46	35	1	44	7	9	9	335	5	3	2	PURCHASE OF GOODS AND MATERIAL FOR CONSUMPTION	4.921.000,00
46	35	1	44	7	9	9	335	5	3	3	TRAVEL ALLOWANCES	75.000,00
46	35	1	44	7	9	9	335	5	3	4	DUTY EXPENDITURES	118.000,00
46	35	1	44	7	9	9	335	5	3	5	SERVICE PROCUREMENT	11.045.000,00
46	35	1	44	7	9	9	335	5	3	6	REPRESENTATION AND PROMOTION EXPENDITURES	140.000,00
46	35	1	44	7	9	9	335	5	3	7	MOVABLE ESTATE, PURCHASE OF UNMATERIAL PREROGATIVE EXPENDITURES OF MAINTENANCE-REPAIR	791.000,00
46	35	1	44	7	9	9	335	5	3	8	IMMOVABLE GOODS MAINTANANCE AND REPAIR EXPENDITURES	400.000,00
46	35	1	44	7	9	9	335	5	5		CURRENT TRANSFERS	90.000,00
46	35	1	44	7	9	9	335	5	5	6	TRANSFERS TO ABROAD	90.000,00
46	35	1	44	7	9	9	335	5	6		CAPITAL EXPENSES	1.074.000,00
46	35	1	44	7	9	9	335	5	6	1	PURCHASE OF FINISHED GOODS	478.000,00
46	35	1	44	7	9	9	335	5	6	2	PRODUCTION EXPENSES OF MOVABLE CAPITAL	179.000,00
46	35	1	44	7	9	9	335	5	6	5	IMMOVABLE CAPITAL PRODUCTION EXPENSES	150.000,00
46	35	1	44	7	9	9	335	5	6	7	IMMOVABLE MAJOR REPAIR EXPENSES	267.000,00

APPROPRIATION SCHEDULE (A)

INSTITUTIONAL CLASSIFICATION				FUNCTIONAL CLASSIFICATION				F.T.	ECONOMIC CLASSIFICATION		EXPLANATION	BUDGET APPROPRIATION YEAR 2021 (TL)
I	II	III	IV	I	II	III	IV	I	I	II		
46	35	1	44	8							RECREATIONAL, CULTURAL AND RELIGIOUS SERVICES	416.860.000,00
46	35	1	44	8	1						Recreation and Sports Services	416.860.000,00
46	35	1	44	8	1	0					Recreation and Sports Services	416.860.000,00
46	35	1	44	8	1	0	479				Implementation of Green Field Maintenance Services	49.191.000,00
46	35	1	44	8	1	0	479	5			Local Governments	49.191.000,00
46	35	1	44	8	1	0	479	5	1		PERSONNEL EXPENDITURES	6.124.000,00
46	35	1	44	8	1	0	479	5	1	1	CIVIL SERVANTS	2.824.000,00
46	35	1	44	8	1	0	479	5	1	2	CONTRACTED PERSONNEL	2.461.000,00
46	35	1	44	8	1	0	479	5	1	3	WORKERS	829.000,00
46	35	1	44	8	1	0	479	5	1	4	TEMPORARY PERSONNEL	10.000,00
46	35	1	44	8	1	0	479	5	2		PREMIUM EXPENDITURES TO SOCIAL SECURITY INSTITUTIONS	843.000,00
46	35	1	44	8	1	0	479	5	2	1	CIVIL SERVANTS	335.000,00
46	35	1	44	8	1	0	479	5	2	2	CONTRACTED PERSONNEL	400.000,00
46	35	1	44	8	1	0	479	5	2	3	WORKERS	108.000,00
46	35	1	44	8	1	0	479	5	3		PURCHASE of GOODS and SERVICES EXPENDITURES	38.933.000,00
46	35	1	44	8	1	0	479	5	3	2	PURCHASE OF GOODS AND MATERIAL FOR CONSUMPTION	26.756.000,00
46	35	1	44	8	1	0	479	5	3	3	TRAVEL ALLOWANCES	20.000,00
46	35	1	44	8	1	0	479	5	3	4	DUTY EXPENDITURES	210.000,00
46	35	1	44	8	1	0	479	5	3	5	SERVICE PROCUREMENT	11.325.000,00
46	35	1	44	8	1	0	479	5	3	6	REPRESENTATION AND PROMOTION EXPENDITURES	3.000,00
46	35	1	44	8	1	0	479	5	3	7	MOVABLE ESTATE, PURCHASE OF UNMATERIAL PREROGATIVE EXPENDITURES OF MAINTENANCE-REPAIR	564.000,00
46	35	1	44	8	1	0	479	5	3	8	IMMOVABLE GOODS MAINTANANCE AND REPAIR EXPENDITURES	50.000,00
46	35	1	44	8	1	0	479	5	3	9	TREATMENT AND FUNERAL EXPENDITURES	5.000,00
46	35	1	44	8	1	0	479	5	6		CAPITAL EXPENSES	3.291.000,00
46	35	1	44	8	1	0	479	5	6	1	PURCHASE OF FINISHED GOODS	176.000,00
46	35	1	44	8	1	0	479	5	6	2	PRODUCTION EXPENSES OF MOVABLE CAPITAL	1.570.000,00
46	35	1	44	8	1	0	479	5	6	5	IMMOVABLE CAPITAL PRODUCTION EXPENSES	130.000,00
46	35	1	44	8	1	0	479	5	6	7	IMMOVABLE MAJOR REPAIR EXPENSES	1.415.000,00
46	35	1	44	8	1	0	480				Modern and İnnovative Green Fields Project	72.500.000,00
46	35	1	44	8	1	0	480	5			Local Governments	72.500.000,00
46	35	1	44	8	1	0	480	5	3		PURCHASE of GOODS and SERVICES EXPENDITURES	4.000.000,00
46	35	1	44	8	1	0	480	5	3	2	PURCHASE OF GOODS AND MATERIAL FOR CONSUMPTION	4.000.000,00
46	35	1	44	8	1	0	480	5	6		CAPITAL EXPENSES	68.500.000,00
46	35	1	44	8	1	0	480	5	6	1	PURCHASE OF FINISHED GOODS	3.000.000,00
46	35	1	44	8	1	0	480	5	6	5	IMMOVABLE CAPITAL PRODUCTION EXPENSES	30.500.000,00
46	35	1	44	8	1	0	480	5	6	7	IMMOVABLE MAJOR REPAIR EXPENSES	35.000.000,00
46	35	1	44	8	1	0	484				Green Field Arrangements in Aesthetical and Eligible Urban Squares, İntersections, Refuges	400.000,00
46	35	1	44	8	1	0	484	5			Local Governments	400.000,00
46	35	1	44	8	1	0	484	5	6		CAPITAL EXPENSES	400.000,00
46	35	1	44	8	1	0	484	5	6	5	IMMOVABLE CAPITAL PRODUCTION EXPENSES	400.000,00
46	35	1	44	8	1	0	503				Protection And Extensification of Green infrastructure	300.000,00
46	35	1	44	8	1	0	503	5			Local Governments	300.000,00
46	35	1	44	8	1	0	503	5	6		CAPITAL EXPENSES	300.000,00
46	35	1	44	8	1	0	503	5	6	5	IMMOVABLE CAPITAL PRODUCTION EXPENSES	300.000,00
46	35	1	44	8	1	0	529				Flamingo Nature Park	300.000,00
46	35	1	44	8	1	0	529	5			Local Governments	300.000,00
46	35	1	44	8	1	0	529	5	6		CAPITAL EXPENSES	300.000,00
46	35	1	44	8	1	0	529	5	6	5	IMMOVABLE CAPITAL PRODUCTION EXPENSES	300.000,00
46	35	1	44	8	1	0	905				Implementation of Green Field Supply Services	36.143.000,00
46	35	1	44	8	1	0	905	5			Local Governments	36.143.000,00
46	35	1	44	8	1	0	905	5	1		PERSONNEL EXPENDITURES	2.478.000,00
46	35	1	44	8	1	0	905	5	1	1	CIVIL SERVANTS	2.468.000,00
46	35	1	44	8	1	0	905	5	1	4	TEMPORARY PERSONNEL	10.000,00
46	35	1	44	8	1	0	905	5	2		PREMIUM EXPENDITURES TO SOCIAL SECURITY INSTITUTIONS	278.000,00
46	35	1	44	8	1	0	905	5	2	1	CIVIL SERVANTS	278.000,00
46	35	1	44	8	1	0	905	5	3		PURCHASE of GOODS and SERVICES EXPENDITURES	24.717.000,00
46	35	1	44	8	1	0	905	5	3	2	PURCHASE OF GOODS AND MATERIAL FOR CONSUMPTION	21.437.000,00
46	35	1	44	8	1	0	905	5	3	3	TRAVEL ALLOWANCES	20.000,00
46	35	1	44	8	1	0	905	5	3	4	DUTY EXPENDITURES	60.000,00
46	35	1	44	8	1	0	905	5	3	5	SERVICE PROCUREMENT	2.005.000,00
46	35	1	44	8	1	0	905	5	3	7	MOVABLE ESTATE, PURCHASE OF UNMATERIAL PREROGATIVE EXPENDITURES OF MAINTENANCE-REPAIR	1.145.000,00
46	35	1	44	8	1	0	905	5	3	8	IMMOVABLE GOODS MAINTANANCE AND REPAIR EXPENDITURES	50.000,00
46	35	1	44	8	1	0	905	5	6		CAPITAL EXPENSES	8.670.000,00
46	35	1	44	8	1	0	905	5	6	1	PURCHASE OF FINISHED GOODS	1.010.000,00
46	35	1	44	8	1	0	905	5	6	2	PRODUCTION EXPENSES OF MOVABLE CAPITAL	450.000,00
46	35	1	44	8	1	0	905	5	6	4	PURCHASE OF IMMOVABLES AND EXPROPRIATION	100.000,00
46	35	1	44	8	1	0	905	5	6	7	IMMOVABLE MAJOR REPAIR EXPENSES	7.110.000,00
46	35	1	44	8	1	0	906				Implementation of Green Fields Construction Services	149.584.000,00
46	35	1	44	8	1	0	906	5			Local Governments	149.584.000,00
46	35	1	44	8	1	0	906	5	1		PERSONNEL EXPENDITURES	1.190.000,00
46	35	1	44	8	1	0	906	5	1	1	CIVIL SERVANTS	1.187.000,00
46	35	1	44	8	1	0	906	5	1	4	TEMPORARY PERSONNEL	3.000,00

APPROPRIATION SCHEDULE (A)

INSTITUTIONAL CLASSIFICATION				FUNCTIONAL CLASSIFICATION				F.T.	ECONOMIC CLASSIFICATION		EXPLANATION	BUDGET APPROPRIATION YEAR 2021 (TL)
I	II	III	IV	I	II	III	IV	I	I	II		
46	35	1	44	8	1	0	906	5	2		PREMIUM EXPENDITURES TO SOCIAL SECURITY INSTITUTIONS	130.000,00
46	35	1	44	8	1	0	906	5	2	1	CIVIL SERVANTS	130.000,00
46	35	1	44	8	1	0	906	5	3		PURCHASE of GOODS and SERVICES EXPENDITURES	143.144.000,00
46	35	1	44	8	1	0	906	5	3	2	PURCHASE OF GOODS AND MATERIAL FOR CONSUMPTION	3.070.000,00
46	35	1	44	8	1	0	906	5	3	3	TRAVEL ALLOWANCES	17.000,00
46	35	1	44	8	1	0	906	5	3	5	SERVICE PROCUREMENT	140.025.000,00
46	35	1	44	8	1	0	906	5	3	7	MOVABLE ESTATE, PURCHASE OF UNMATERIAL PREROGATIVE EXPENDITURES OF MAINTENANCE-REPAIR	32.000,00
46	35	1	44	8	1	0	906	5	6		CAPITAL EXPENSES	5.120.000,00
46	35	1	44	8	1	0	906	5	6	1	PURCHASE OF FINISHED GOODS	20.000,00
46	35	1	44	8	1	0	906	5	6	2	PRODUCTION EXPENSES OF MOVABLE CAPITAL	100.000,00
46	35	1	44	8	1	0	906	5	6	5	IMMOVABLE CAPITAL PRODUCTION EXPENSES	5.000.000,00
46	35	1	44	8	1	0	948				Implementation of Nursery and Plant Protection Activities	105.732.000,00
46	35	1	44	8	1	0	948	5			Local Governments	105.732.000,00
46	35	1	44	8	1	0	948	5	1		PERSONNEL EXPENDITURES	4.067.000,00
46	35	1	44	8	1	0	948	5	1	1	CIVIL SERVANTS	1.927.000,00
46	35	1	44	8	1	0	948	5	1	2	CONTRACTED PERSONNEL	262.000,00
46	35	1	44	8	1	0	948	5	1	3	WORKERS	1.870.000,00
46	35	1	44	8	1	0	948	5	1	4	TEMPORARY PERSONNEL	8.000,00
46	35	1	44	8	1	0	948	5	2		PREMIUM EXPENDITURES TO SOCIAL SECURITY INSTITUTIONS	574.000,00
46	35	1	44	8	1	0	948	5	2	1	CIVIL SERVANTS	221.000,00
46	35	1	44	8	1	0	948	5	2	2	CONTRACTED PERSONNEL	44.000,00
46	35	1	44	8	1	0	948	5	2	3	WORKERS	309.000,00
46	35	1	44	8	1	0	948	5	3		PURCHASE of GOODS and SERVICES EXPENDITURES	83.096.000,00
46	35	1	44	8	1	0	948	5	3	2	PURCHASE OF GOODS AND MATERIAL FOR CONSUMPTION	21.479.000,00
46	35	1	44	8	1	0	948	5	3	3	TRAVEL ALLOWANCES	20.000,00
46	35	1	44	8	1	0	948	5	3	4	DUTY EXPENDITURES	180.000,00
46	35	1	44	8	1	0	948	5	3	5	SERVICE PROCUREMENT	59.033.000,00
46	35	1	44	8	1	0	948	5	3	6	REPRESENTATION AND PROMOTION EXPENDITURES	120.000,00
46	35	1	44	8	1	0	948	5	3	7	MOVABLE ESTATE, PURCHASE OF UNMATERIAL PREROGATIVE EXPENDITURES OF MAINTENANCE-REPAIR	2.199.000,00
46	35	1	44	8	1	0	948	5	3	8	IMMOVABLE GOODS MAINTANANCE AND REPAIR EXPENDITURES	65.000,00
46	35	1	44	8	1	0	948	5	6		CAPITAL EXPENSES	17.995.000,00
46	35	1	44	8	1	0	948	5	6	1	PURCHASE OF FINISHED GOODS	8.855.000,00
46	35	1	44	8	1	0	948	5	6	2	PRODUCTION EXPENSES OF MOVABLE CAPITAL	7.250.000,00
46	35	1	44	8	1	0	948	5	6	5	IMMOVABLE CAPITAL PRODUCTION EXPENSES	500.000,00
46	35	1	44	8	1	0	948	5	6	6	MAJOR REPAIR EXPENSES FOR MOVABLES	500.000,00
46	35	1	44	8	1	0	948	5	6	7	IMMOVABLE MAJOR REPAIR EXPENSES	890.000,00
46	35	1	44	8	1	0	956				Implementation of Green Field Planning Project Activities	2.710.000,00
46	35	1	44	8	1	0	956	5			Local Governments	2.710.000,00
46	35	1	44	8	1	0	956	5	1		PERSONNEL EXPENDITURES	963.000,00
46	35	1	44	8	1	0	956	5	1	1	CIVIL SERVANTS	959.000,00
46	35	1	44	8	1	0	956	5	1	4	TEMPORARY PERSONNEL	4.000,00
46	35	1	44	8	1	0	956	5	2		PREMIUM EXPENDITURES TO SOCIAL SECURITY INSTITUTIONS	120.000,00
46	35	1	44	8	1	0	956	5	2	1	CIVIL SERVANTS	120.000,00
46	35	1	44	8	1	0	956	5	3		PURCHASE of GOODS and SERVICES EXPENDITURES	1.007.000,00
46	35	1	44	8	1	0	956	5	3	2	PURCHASE OF GOODS AND MATERIAL FOR CONSUMPTION	152.000,00
46	35	1	44	8	1	0	956	5	3	3	TRAVEL ALLOWANCES	35.000,00
46	35	1	44	8	1	0	956	5	3	5	SERVICE PROCUREMENT	390.000,00
46	35	1	44	8	1	0	956	5	3	6	REPRESENTATION AND PROMOTION EXPENDITURES	300.000,00
46	35	1	44	8	1	0	956	5	3	7	MOVABLE ESTATE, PURCHASE OF UNMATERIAL PREROGATIVE EXPENDITURES OF MAINTENANCE-REPAIR	130.000,00
46	35	1	44	8	1	0	956	5	5		CURRENT TRANSFERS	10.000,00
46	35	1	44	8	1	0	956	5	5	6	TRANSFERS TO ABROAD	10.000,00
46	35	1	44	8	1	0	956	5	6		CAPITAL EXPENSES	610.000,00
46	35	1	44	8	1	0	956	5	6	1	PURCHASE OF FINISHED GOODS	110.000,00
46	35	1	44	8	1	0	956	5	6	5	IMMOVABLE CAPITAL PRODUCTION EXPENSES	500.000,00
46	35	1	45								SECRETARIAT AND DECISIONS DEPARTMENT	6.737.000,00
46	35	1	45	1							GENERAL PUBLIC SERVICES	6.737.000,00
46	35	1	45	1	3						GENERAL SERVICES	6.737.000,00
46	35	1	45	1	3	9					Other General Services	6.737.000,00
46	35	1	45	1	3	9	0				Other General Services	6.737.000,00
46	35	1	45	1	3	9	0	5			Local Governments	6.737.000,00
46	35	1	45	1	3	9	0	5	1		PERSONNEL EXPENDITURES	3.989.000,00
46	35	1	45	1	3	9	0	5	1	1	CIVIL SERVANTS	3.984.000,00
46	35	1	45	1	3	9	0	5	1	4	TEMPORARY PERSONNEL	5.000,00
46	35	1	45	1	3	9	0	5	2		PREMIUM EXPENDITURES TO SOCIAL SECURITY INSTITUTIONS	538.000,00
46	35	1	45	1	3	9	0	5	2	1	CIVIL SERVANTS	538.000,00
46	35	1	45	1	3	9	0	5	3		PURCHASE of GOODS and SERVICES EXPENDITURES	1.885.000,00
46	35	1	45	1	3	9	0	5	3	2	PURCHASE OF GOODS AND MATERIAL FOR CONSUMPTION	119.000,00
46	35	1	45	1	3	9	0	5	3	3	TRAVEL ALLOWANCES	33.000,00
46	35	1	45	1	3	9	0	5	3	5	SERVICE PROCUREMENT	1.525.000,00

APPROPRIATION SCHEDULE (A)

INSTITUTIONAL CLASSIFICATION				FUNCTIONAL CLASSIFICATION				F.T.	ECONOMIC CLASSIFICATION		EXPLANATION	BUDGET APPROPRIATION YEAR 2021 (TL)
I	II	III	IV	I	II	III	IV	I	I	II		
46	35	1	45	1	3	9	0	5	3	6	REPRESENTATION AND PROMOTION EXPENDITURES	90.000,00
46	35	1	45	1	3	9	0	5	3	7	MOVABLE ESTATE, PURCHASE OF UNMATERIAL PREROGATIVE EXPENDITURES OF MAINTENANCE-REPAIR	116.000,00
46	35	1	45	1	3	9	0	5	3	8	IMMOVABLE GOODS MAINTANANCE AND REPAIR EXPENDITURES	2.000,00
46	35	1	45	1	3	9	0	5	6		CAPITAL EXPENSES	325.000,00
46	35	1	45	1	3	9	0	5	6	1	PURCHASE OF FINISHED GOODS	325.000,00
46	35	1	46								DEPARTMENT OF MUNICIPAL POLICE	73.496.000,00
46	35	1	46	3							PUBLIC ORDER AND SECURITY SERVICES	73.496.000,00
46	35	1	46	3	9						Unclassified Public Order and Security Services	73.496.000,00
46	35	1	46	3	9	9					Unclassified Public Order and Security Services	73.496.000,00
46	35	1	46	3	9	9	826				Implementation of Inspection Services by Municipal Police	54.022.000,00
46	35	1	46	3	9	9	826	5			Local Governments	54.022.000,00
46	35	1	46	3	9	9	826	5	1		PERSONNEL EXPENDITURES	41.857.000,00
46	35	1	46	3	9	9	826	5	1	1	CIVIL SERVANTS	41.785.000,00
46	35	1	46	3	9	9	826	5	1	4	TEMPORARY PERSONNEL	72.000,00
46	35	1	46	3	9	9	826	5	2		PREMIUM EXPENDITURES TO SOCIAL SECURITY INSTITUTIONS	4.182.000,00
46	35	1	46	3	9	9	826	5	2	1	CIVIL SERVANTS	4.182.000,00
46	35	1	46	3	9	9	826	5	3		PURCHASE of GOODS and SERVICES EXPENDITURES	7.908.000,00
46	35	1	46	3	9	9	826	5	3	2	PURCHASE OF GOODS AND MATERIAL FOR CONSUMPTION	978.000,00
46	35	1	46	3	9	9	826	5	3	3	TRAVEL ALLOWANCES	120.000,00
46	35	1	46	3	9	9	826	5	3	4	DUTY EXPENDITURES	33.000,00
46	35	1	46	3	9	9	826	5	3	5	SERVICE PROCUREMENT	6.628.000,00
46	35	1	46	3	9	9	826	5	3	6	REPRESENTATION AND PROMOTION EXPENDITURES	20.000,00
46	35	1	46	3	9	9	826	5	3	7	MOVABLE ESTATE, PURCHASE OF UNMATERIAL PREROGATIVE EXPENDITURES OF MAINTENANCE-REPAIR	125.000,00
46	35	1	46	3	9	9	826	5	3	8	IMMOVABLE GOODS MAINTANANCE AND REPAIR EXPENDITURES	3.000,00
46	35	1	46	3	9	9	826	5	3	9	TREATMENT AND FUNERAL EXPENDITURES	1.000,00
46	35	1	46	3	9	9	826	5	6		CAPITAL EXPENSES	75.000,00
46	35	1	46	3	9	9	826	5	6	1	PURCHASE OF FINISHED GOODS	75.000,00
46	35	1	46	3	9	9	832				Implementation of Traffic Services by Municipal Police	16.098.000,00
46	35	1	46	3	9	9	832	5			Local Governments	16.098.000,00
46	35	1	46	3	9	9	832	5	1		PERSONNEL EXPENDITURES	7.535.000,00
46	35	1	46	3	9	9	832	5	1	1	CIVIL SERVANTS	7.535.000,00
46	35	1	46	3	9	9	832	5	2		PREMIUM EXPENDITURES TO SOCIAL SECURITY INSTITUTIONS	930.000,00
46	35	1	46	3	9	9	832	5	2	1	CIVIL SERVANTS	930.000,00
46	35	1	46	3	9	9	832	5	3		PURCHASE of GOODS and SERVICES EXPENDITURES	7.628.000,00
46	35	1	46	3	9	9	832	5	3	2	PURCHASE OF GOODS AND MATERIAL FOR CONSUMPTION	448.000,00
46	35	1	46	3	9	9	832	5	3	3	TRAVEL ALLOWANCES	22.000,00
46	35	1	46	3	9	9	832	5	3	4	DUTY EXPENDITURES	16.000,00
46	35	1	46	3	9	9	832	5	3	5	SERVICE PROCUREMENT	7.024.000,00
46	35	1	46	3	9	9	832	5	3	6	REPRESENTATION AND PROMOTION EXPENDITURES	2.000,00
46	35	1	46	3	9	9	832	5	3	7	MOVABLE ESTATE, PURCHASE OF UNMATERIAL PREROGATIVE EXPENDITURE	114.000,00
46	35	1	46	3	9	9	832	5	3	8	IMMOVABLE GOODS MAINTANANCE AND REPAIR EXPENDITURES	2.000,00
46	35	1	46	3	9	9	832	5	6		CAPITAL EXPENSES	5.000,00
46	35	1	46	3	9	9	832	5	6	1	PURCHASE OF FINISHED GOODS	5.000,00
46	35	1	46	3	9	9	835				Implementation of Environment and Zoning Services by Municipal Police	3.376.000,00
46	35	1	46	3	9	9	835	5			Local Governments	3.376.000,00
46	35	1	46	3	9	9	835	5	1		PERSONNEL EXPENDITURES	2.770.000,00
46	35	1	46	3	9	9	835	5	1	1	CIVIL SERVANTS	2.770.000,00
46	35	1	46	3	9	9	835	5	2		PREMIUM EXPENDITURES TO SOCIAL SECURITY INSTITUTIONS	379.000,00
46	35	1	46	3	9	9	835	5	2	1	CIVIL SERVANTS	379.000,00
46	35	1	46	3	9	9	835	5	3		PURCHASE of GOODS and SERVICES EXPENDITURES	217.000,00
46	35	1	46	3	9	9	835	5	3	2	PURCHASE OF GOODS AND MATERIAL FOR CONSUMPTION	116.000,00
46	35	1	46	3	9	9	835	5	3	3	TRAVEL ALLOWANCES	11.000,00
46	35	1	46	3	9	9	835	5	3	4	DUTY EXPENDITURES	8.000,00
46	35	1	46	3	9	9	835	5	3	5	SERVICE PROCUREMENT	13.000,00
46	35	1	46	3	9	9	835	5	3	6	REPRESENTATION AND PROMOTION EXPENDITURES	10.000,00
46	35	1	46	3	9	9	835	5	3	7	MOVABLE ESTATE, PURCHASE OF UNMATERIAL PREROGATIVE EXPENDITURES OF MAINTENANCE-REPAIR	57.000,00
46	35	1	46	3	9	9	835	5	3	8	IMMOVABLE GOODS MAINTANANCE AND REPAIR EXPENDITURES	2.000,00
46	35	1	46	3	9	9	835	5	6		CAPITAL EXPENSES	10.000,00
46	35	1	46	3	9	9	835	5	6	1	PURCHASE OF FINISHED GOODS	10.000,00
46	35	1	47								DEPARTMENT OF URBAN TRANSFORMATION	72.571.000,00
46	35	1	47	6							HOUSING AND PUBLIC WELFARE SERVICES	72.571.000,00
46	35	1	47	6	1						Housing Affairs and Services	72.571.000,00
46	35	1	47	6	1	0					Housing Affairs and Services	72.571.000,00
46	35	1	47	6	1	0	491				Implementation of Urban Transformation and Development Project Applications Services	72.571.000,00
46	35	1	47	6	1	0	491	5			Local Governments	72.571.000,00
46	35	1	47	6	1	0	491	5	1		PERSONNEL EXPENDITURES	4.198.000,00
46	35	1	47	6	1	0	491	5	1	1	CIVIL SERVANTS	3.004.000,00
46	35	1	47	6	1	0	491	5	1	2	CONTRACTED PERSONNEL	1.174.000,00
46	35	1	47	6	1	0	491	5	1	4	TEMPORARY PERSONNEL	20.000,00
46	35	1	47	6	1	0	491	5	2		PREMIUM EXPENDITURES TO SOCIAL SECURITY INSTITUTIONS	526.000,00
46	35	1	47	6	1	0	491	5	2	1	CIVIL SERVANTS	330.000,00
46	35	1	47	6	1	0	491	5	2	2	CONTRACTED PERSONNEL	196.000,00

APPROPRIATION SCHEDULE (A)

INSTITUTIONAL CLASSIFICATION				FUNCTIONAL CLASSIFICATION				F.T.	ECONOMIC CLASSIFICATION		EXPLANATION	BUDGET APPROPRIATION YEAR 2021 (TL)
I	II	III	IV	I	II	III	IV	I	I	II		
46	35	1	47	6	1	0	491	5	3		PURCHASE of GOODS and SERVICES EXPENDITURES	1.106.000,00
46	35	1	47	6	1	0	491	5	3	2	PURCHASE OF GOODS AND MATERIAL FOR CONSUMPTION	168.000,00
46	35	1	47	6	1	0	491	5	3	3	TRAVEL ALLOWANCES	41.000,00
46	35	1	47	6	1	0	491	5	3	4	DUTY EXPENDITURES	57.000,00
46	35	1	47	6	1	0	491	5	3	5	SERVICE PROCUREMENT	647.000,00
46	35	1	47	6	1	0	491	5	3	6	REPRESENTATION AND PROMOTION EXPENDITURES	21.000,00
46	35	1	47	6	1	0	491	5	3	7	MOVABLE ESTATE, PURCHASE OF UNMATERIAL PREROGATIVE EXPENDITURES OF MAINTENANCE-REPAIR	160.000,00
46	35	1	47	6	1	0	491	5	3	8	IMMOVABLE GOODS MAINTANANCE AND REPAIR EXPENDITURES	12.000,00
46	35	1	47	6	1	0	491	5	5		CURRENT TRANSFERS	2.132.000,00
46	35	1	47	6	1	0	491	5	5	4	TRANSFERS TO HOUSEHOLDS	2.132.000,00
46	35	1	47	6	1	0	491	5	6		CAPITAL EXPENSES	64.609.000,00
46	35	1	47	6	1	0	491	5	6	1	PURCHASE OF FINISHED GOODS	8.000,00
46	35	1	47	6	1	0	491	5	6	4	PURCHASE OF IMMOVABLES AND EXPROPRIATION	3.000.000,00
46	35	1	47	6	1	0	491	5	6	5	IMMOVABLE CAPITAL PRODUCTION EXPENSES	61.601.000,00
46	35	1	48								DEPARTMENT OF SOCIAL SERVICES	310.885.000,00
46	35	1	48	10							SOCIAL SECURITY AND SOCIAL RELIEF SERVICES	310.885.000,00
46	35	1	48	10	2						Old Age Assistance Services	34.054.000,00
46	35	1	48	10	2	0					Old Age Assistance Services	34.054.000,00
46	35	1	48	10	2	0	432				Implementation of Old Age Asylum Services	34.054.000,00
46	35	1	48	10	2	0	432	5			Local Governments	34.054.000,00
46	35	1	48	10	2	0	432	5	1		PERSONNEL EXPENDITURES	6.079.000,00
46	35	1	48	10	2	0	432	5	1	1	CIVIL SERVANTS	3.099.000,00
46	35	1	48	10	2	0	432	5	1	2	CONTRACTED PERSONNEL	2.685.000,00
46	35	1	48	10	2	0	432	5	1	4	TEMPORARY PERSONNEL	295.000,00
46	35	1	48	10	2	0	432	5	2		PREMIUM EXPENDITURES TO SOCIAL SECURITY INSTITUTIONS	870.000,00
46	35	1	48	10	2	0	432	5	2	1	CIVIL SERVANTS	406.000,00
46	35	1	48	10	2	0	432	5	2	2	CONTRACTED PERSONNEL	464.000,00
46	35	1	48	10	2	0	432	5	3		PURCHASE of GOODS and SERVICES EXPENDITURES	26.274.000,00
46	35	1	48	10	2	0	432	5	3	2	PURCHASE OF GOODS AND MATERIAL FOR CONSUMPTION	2.624.000,00
46	35	1	48	10	2	0	432	5	3	3	TRAVEL ALLOWANCES	15.000,00
46	35	1	48	10	2	0	432	5	3	4	DUTY EXPENDITURES	49.000,00
46	35	1	48	10	2	0	432	5	3	5	SERVICE PROCUREMENT	23.035.000,00
46	35	1	48	10	2	0	432	5	3	6	REPRESENTATION AND PROMOTION EXPENDITURES	200.000,00
46	35	1	48	10	2	0	432	5	3	7	MOVABLE ESTATE, PURCHASE OF UNMATERIAL PREROGATIVE EXPENDITURES OF MAINTENANCE-REPAIR	295.000,00
46	35	1	48	10	2	0	432	5	3	8	IMMOVABLE GOODS MAINTANANCE AND REPAIR EXPENDITURES	15.000,00
46	35	1	48	10	2	0	432	5	3	9	TREATMENT AND FUNERAL EXPENDITURES	41.000,00
46	35	1	48	10	2	0	432	5	5		CURRENT TRANSFERS	264.000,00
46	35	1	48	10	2	0	432	5	5	1	DUTY LOSSES	24.000,00
46	35	1	48	10	2	0	432	5	5	4	TRANSFERS TO HOUSEHOLDS	240.000,00
46	35	1	48	10	2	0	432	5	6		CAPITAL EXPENSES	567.000,00
46	35	1	48	10	2	0	432	5	6	1	PURCHASE OF FINISHED GOODS	567.000,00
46	35	1	48	10	7						Services Provided to the Persons Who Have No Social Securities	276.831.000,00
46	35	1	48	10	7	0					Services Provided to the Persons Who Have No Social Securities	276.831.000,00
46	35	1	48	10	7	0	0				Services Provided to the Persons Who Have No Social Securities	15.144.000,00
46	35	1	48	10	7	0	0	5			Local Governments	15.144.000,00
46	35	1	48	10	7	0	0	5	1		PERSONNEL EXPENDITURES	2.186.000,00
46	35	1	48	10	7	0	0	5	1	1	CIVIL SERVANTS	1.285.000,00
46	35	1	48	10	7	0	0	5	1	2	CONTRACTED PERSONNEL	797.000,00
46	35	1	48	10	7	0	0	5	1	4	TEMPORARY PERSONNEL	104.000,00
46	35	1	48	10	7	0	0	5	2		PREMIUM EXPENDITURES TO SOCIAL SECURITY INSTITUTIONS	288.000,00
46	35	1	48	10	7	0	0	5	2	1	CIVIL SERVANTS	151.000,00
46	35	1	48	10	7	0	0	5	2	2	CONTRACTED PERSONNEL	137.000,00
46	35	1	48	10	7	0	0	5	3		PURCHASE of GOODS and SERVICES EXPENDITURES	12.245.000,00
46	35	1	48	10	7	0	0	5	3	2	PURCHASE OF GOODS AND MATERIAL FOR CONSUMPTION	617.000,00
46	35	1	48	10	7	0	0	5	3	3	TRAVEL ALLOWANCES	6.000,00
46	35	1	48	10	7	0	0	5	3	4	DUTY EXPENDITURES	2.000,00
46	35	1	48	10	7	0	0	5	3	5	SERVICE PROCUREMENT	10.356.000,00
46	35	1	48	10	7	0	0	5	3	7	MOVABLE ESTATE, PURCHASE OF UNMATERIAL PREROGATIVE EXPENDITURES OF MAINTENANCE-REPAIR	1.209.000,00
46	35	1	48	10	7	0	0	5	3	8	IMMOVABLE GOODS MAINTANANCE AND REPAIR EXPENDITURES	55.000,00
46	35	1	48	10	7	0	0	5	6		CAPITAL EXPENSES	425.000,00
46	35	1	48	10	7	0	0	5	6	1	PURCHASE OF FINISHED GOODS	150.000,00
46	35	1	48	10	7	0	0	5	6	7	IMMOVABLE MAJOR REPAIR EXPENSES	275.000,00
46	35	1	48	10	7	0	164				Aid in Cash And Aid in Kind to Those İn Need	60.167.000,00
46	35	1	48	10	7	0	164	5			Local Governments	60.167.000,00
46	35	1	48	10	7	0	164	5	3		PURCHASE of GOODS and SERVICES EXPENDITURES	30.167.000,00
46	35	1	48	10	7	0	164	5	3	2	PURCHASE OF GOODS AND MATERIAL FOR CONSUMPTION	27.357.000,00
46	35	1	48	10	7	0	164	5	3	5	SERVICE PROCUREMENT	480.000,00
46	35	1	48	10	7	0	164	5	3	6	REPRESENTATION AND PROMOTION EXPENDITURES	830.000,00
46	35	1	48	10	7	0	164	5	3	7	MOVABLE ESTATE, PURCHASE OF UNMATERIAL PREROGATIVE EXPENDITURES OF MAINTENANCE-REPAIR	1.500.000,00
46	35	1	48	10	7	0	164	5	5		CURRENT TRANSFERS	30.000.000,00
46	35	1	48	10	7	0	164	5	5	4	TRANSFERS TO HOUSEHOLDS	30.000.000,00

APPROPRIATION SCHEDULE (A)

INSTITUTIONAL CLASSIFICATION				FUNCTIONAL CLASSIFICATION				F.T.	ECONOMIC CLASSIFICATION		EXPLANATION	BUDGET APPROPRIATION YEAR 2021 (TL)
I	II	III	IV	I	II	III	IV	I	I	II		
46	35	1	48	10	7	0	211				Aid for the Students in Need	8.200.000,00
46	35	1	48	10	7	0	211	5			Local Governments	8.200.000,00
46	35	1	48	10	7	0	211	5	3		PURCHASE of GOODS and SERVICES EXPENDITURES	4.800.000,00
46	35	1	48	10	7	0	211	5	3	2	PURCHASE OF GOODS AND MATERIAL FOR CONSUMPTION	4.800.000,00
46	35	1	48	10	7	0	211	5	5		CURRENT TRANSFERS	3.400.000,00
46	35	1	48	10	7	0	211	5	5	4	TRANSFERS TO HOUSEHOLDS	3.400.000,00
46	35	1	48	10	7	0	215				Material Assistance for the Institutions and for the Disabled	1.535.000,00
46	35	1	48	10	7	0	215	5			Local Governments	1.535.000,00
46	35	1	48	10	7	0	215	5	3		PURCHASE of GOODS and SERVICES EXPENDITURES	1.255.000,00
46	35	1	48	10	7	0	215	5	3	7	MOVABLE ESTATE, PURCHASE OF UNMATERIAL PREROGATIVE EXPENDITURE	55.000,00
46	35	1	48	10	7	0	215	5	3	9	TREATMENT AND FUNERAL EXPENDITURES	1.200.000,00
46	35	1	48	10	7	0	215	5	6		CAPITAL EXPENSES	280.000,00
46	35	1	48	10	7	0	215	5	6	1	PURCHASE OF FINISHED GOODS	280.000,00
46	35	1	48	10	7	0	388				Social Relief and Support Aimed Food and Beverage Distribution Service	53.606.000,00
46	35	1	48	10	7	0	388	5			Local Governments	53.606.000,00
46	35	1	48	10	7	0	388	5	1		PERSONNEL EXPENDITURES	3.798.000,00
46	35	1	48	10	7	0	388	5	1	1	CIVIL SERVANTS	2.293.000,00
46	35	1	48	10	7	0	388	5	1	2	CONTRACTED PERSONNEL	660.000,00
46	35	1	48	10	7	0	388	5	1	3	WORKERS	723.000,00
46	35	1	48	10	7	0	388	5	1	4	TEMPORARY PERSONNEL	122.000,00
46	35	1	48	10	7	0	388	5	2		PREMIUM EXPENDITURES TO SOCIAL SECURITY INSTITUTIONS	532.000,00
46	35	1	48	10	7	0	388	5	2	1	CIVIL SERVANTS	290.000,00
46	35	1	48	10	7	0	388	5	2	2	CONTRACTED PERSONNEL	115.000,00
46	35	1	48	10	7	0	388	5	2	3	WORKERS	127.000,00
46	35	1	48	10	7	0	388	5	3		PURCHASE of GOODS and SERVICES EXPENDITURES	48.939.000,00
46	35	1	48	10	7	0	388	5	3	2	PURCHASE OF GOODS AND MATERIAL FOR CONSUMPTION	28.426.000,00
46	35	1	48	10	7	0	388	5	3	3	TRAVEL ALLOWANCES	14.000,00
46	35	1	48	10	7	0	388	5	3	4	DUTY EXPENDITURES	27.000,00
46	35	1	48	10	7	0	388	5	3	5	SERVICE PROCUREMENT	19.239.000,00
46	35	1	48	10	7	0	388	5	3	6	REPRESENTATION AND PROMOTION EXPENDITURES	15.000,00
46	35	1	48	10	7	0	388	5	3	7	MOVABLE ESTATE, PURCHASE OF UNMATERIAL PREROGATIVE EXPENDITURES OF MAINTENANCE-REPAIR	1.207.000,00
46	35	1	48	10	7	0	388	5	3	8	IMMOVABLE GOODS MAINTANANCE AND REPAIR EXPENDITURES	9.000,00
46	35	1	48	10	7	0	388	5	3	9	TREATMENT AND FUNERAL EXPENDITURES	2.000,00
46	35	1	48	10	7	0	388	5	6		CAPITAL EXPENSES	337.000,00
46	35	1	48	10	7	0	388	5	6	1	PURCHASE OF FINISHED GOODS	37.000,00
46	35	1	48	10	7	0	388	5	6	7	IMMOVABLE MAJOR REPAIR EXPENSES	300.000,00
46	35	1	48	10	7	0	444				Implementation of Social Services	29.913.000,00
46	35	1	48	10	7	0	444	5			Local Governments	29.913.000,00
46	35	1	48	10	7	0	444	5	1		PERSONNEL EXPENDITURES	1.858.000,00
46	35	1	48	10	7	0	444	5	1	1	CIVIL SERVANTS	1.689.000,00
46	35	1	48	10	7	0	444	5	1	3	WORKERS	134.000,00
46	35	1	48	10	7	0	444	5	1	4	TEMPORARY PERSONNEL	35.000,00
46	35	1	48	10	7	0	444	5	2		PREMIUM EXPENDITURES TO SOCIAL SECURITY INSTITUTIONS	202.000,00
46	35	1	48	10	7	0	444	5	2	1	CIVIL SERVANTS	179.000,00
46	35	1	48	10	7	0	444	5	2	3	WORKERS	23.000,00
46	35	1	48	10	7	0	444	5	3		PURCHASE of GOODS and SERVICES EXPENDITURES	27.850.000,00
46	35	1	48	10	7	0	444	5	3	2	PURCHASE OF GOODS AND MATERIAL FOR CONSUMPTION	385.000,00
46	35	1	48	10	7	0	444	5	3	3	TRAVEL ALLOWANCES	5.000,00
46	35	1	48	10	7	0	444	5	3	4	DUTY EXPENDITURES	2.000,00
46	35	1	48	10	7	0	444	5	3	5	SERVICE PROCUREMENT	27.215.000,00
46	35	1	48	10	7	0	444	5	3	6	REPRESENTATION AND PROMOTION EXPENDITURES	200.000,00
46	35	1	48	10	7	0	444	5	3	7	MOVABLE ESTATE, PURCHASE OF UNMATERIAL PREROGATIVE	38.000,00
46	35	1	48	10	7	0	444	5	3	8	IMMOVABLE GOODS MAINTANANCE AND REPAIR EXPENDITURES	5.000,00
46	35	1	48	10	7	0	444	5	6		CAPITAL EXPENSES	3.000,00
46	35	1	48	10	7	0	444	5	6	1	PURCHASE OF FINISHED GOODS	3.000,00
46	35	1	48	10	7	0	834				"Mama's Boy/Girl" - Milk Aid Project	89.101.000,00
46	35	1	48	10	7	0	834	5			Local Governments	89.101.000,00
46	35	1	48	10	7	0	834	5	3		PURCHASE of GOODS and SERVICES EXPENDITURES	89.101.000,00
46	35	1	48	10	7	0	834	5	3	2	PURCHASE OF GOODS AND MATERIAL FOR CONSUMPTION	88.000.000,00
46	35	1	48	10	7	0	834	5	3	4	DUTY EXPENDITURES	1.000,00
46	35	1	48	10	7	0	834	5	3	6	REPRESENTATION AND PROMOTION EXPENDITURES	1.100.000,00
46	35	1	48	10	7	0	865				Implementation of Social Relief Services	19.165.000,00
46	35	1	48	10	7	0	865	5			Local Governments	19.165.000,00
46	35	1	48	10	7	0	865	5	1		PERSONNEL EXPENDITURES	3.103.000,00
46	35	1	48	10	7	0	865	5	1	1	CIVIL SERVANTS	3.100.000,00
46	35	1	48	10	7	0	865	5	1	4	TEMPORARY PERSONNEL	3.000,00
46	35	1	48	10	7	0	865	5	2		PREMIUM EXPENDITURES TO SOCIAL SECURITY INSTITUTIONS	391.000,00
46	35	1	48	10	7	0	865	5	2	1	CIVIL SERVANTS	391.000,00
46	35	1	48	10	7	0	865	5	3		PURCHASE of GOODS and SERVICES EXPENDITURES	15.671.000,00
46	35	1	48	10	7	0	865	5	3	2	PURCHASE OF GOODS AND MATERIAL FOR CONSUMPTION	242.000,00
46	35	1	48	10	7	0	865	5	3	3	TRAVEL ALLOWANCES	5.000,00
46	35	1	48	10	7	0	865	5	3	4	DUTY EXPENDITURES	10.000,00
46	35	1	48	10	7	0	865	5	3	5	SERVICE PROCUREMENT	15.217.000,00
46	35	1	48	10	7	0	865	5	3	7	MOVABLE ESTATE, PURCHASE OF UNMATERIAL PREROGATIVE EXPENDITURES OF MAINTENANCE-REPAIR	185.000,00
46	35	1	48	10	7	0	865	5	3	8	IMMOVABLE GOODS MAINTANANCE AND REPAIR EXPENDITURES	12.000,00

APPROPRIATION SCHEDULE (A)

INSTITUTIONAL CLASSIFICATION				FUNCTIONAL CLASSIFICATION				F.T.	ECONOMIC CLASSIFICATION		EXPLANATION	BUDGET APPROPRIATION YEAR 2021 (TL)
I	II	III	IV	I	II	III	IV	I	I	II		
46	35	1	49								DEPARTMENT OF YOUTH AND SPORT	52.004.000,00
46	35	1	49	8							RECREATIONAL, CULTURAL AND RELIGIOUS SERVICES	52.004.000,00
46	35	1	49	8	1						Recreation and Sports Services	52.004.000,00
46	35	1	49	8	1	0					Recreation and Sports Services	52.004.000,00
46	35	1	49	8	1	0	199				Aid in Cash and Aid in Kind to Sport Clubs	22.990.000,00
46	35	1	49	8	1	0	199	5			Local Governments	22.990.000,00
46	35	1	49	8	1	0	199	5	3		PURCHASE of GOODS and SERVICES EXPENDITURES	990.000,00
46	35	1	49	8	1	0	199	5	3	2	PURCHASE OF GOODS AND MATERIAL FOR CONSUMPTION	990.000,00
46	35	1	49	8	1	0	199	5	5		CURRENT TRANSFERS	22.000.000,00
46	35	1	49	8	1	0	199	5	5	3	TRANSFERS TO NON PROFIT ORGANIZATIONS	22.000.000,00
46	35	1	49	8	1	0	201				Sports Equipment Assistance to Schools	2.000.000,00
46	35	1	49	8	1	0	201	5			Local Governments	2.000.000,00
46	35	1	49	8	1	0	201	5	3		PURCHASE of GOODS and SERVICES EXPENDITURES	2.000.000,00
46	35	1	49	8	1	0	201	5	3	2	PURCHASE OF GOODS AND MATERIAL FOR CONSUMPTION	2.000.000,00
46	35	1	49	8	1	0	203				Sport Organization for the Children Having Limited Access to Sports	525.000,00
46	35	1	49	8	1	0	203	5			Local Governments	525.000,00
46	35	1	49	8	1	0	203	5	3		PURCHASE of GOODS and SERVICES EXPENDITURES	425.000,00
46	35	1	49	8	1	0	203	5	3	2	PURCHASE OF GOODS AND MATERIAL FOR CONSUMPTION	415.000,00
46	35	1	49	8	1	0	203	5	3	6	REPRESENTATION AND PROMOTION EXPENDITURES	10.000,00
46	35	1	49	8	1	0	203	5	6		CAPITAL EXPENSES	100.000,00
46	35	1	49	8	1	0	203	5	6	1	PURCHASE OF FINISHED GOODS	100.000,00
46	35	1	49	8	1	0	433				Implementation of Youth Sports Services	3.598.000,00
46	35	1	49	8	1	0	433	5			Local Governments	3.598.000,00
46	35	1	49	8	1	0	433	5	1		PERSONNEL EXPENDITURES	2.143.000,00
46	35	1	49	8	1	0	433	5	1	1	CIVIL SERVANTS	1.579.000,00
46	35	1	49	8	1	0	433	5	1	2	CONTRACTED PERSONNEL	253.000,00
46	35	1	49	8	1	0	433	5	1	3	WORKERS	296.000,00
46	35	1	49	8	1	0	433	5	1	4	TEMPORARY PERSONNEL	15.000,00
46	35	1	49	8	1	0	433	5	2		PREMIUM EXPENDITURES TO SOCIAL SECURITY INSTITUTIONS	292.000,00
46	35	1	49	8	1	0	433	5	2	1	CIVIL SERVANTS	210.000,00
46	35	1	49	8	1	0	433	5	2	2	CONTRACTED PERSONNEL	44.000,00
46	35	1	49	8	1	0	433	5	2	3	WORKERS	38.000,00
46	35	1	49	8	1	0	433	5	3		PURCHASE of GOODS and SERVICES EXPENDITURES	1.096.000,00
46	35	1	49	8	1	0	433	5	3	2	PURCHASE OF GOODS AND MATERIAL FOR CONSUMPTION	958.000,00
46	35	1	49	8	1	0	433	5	3	3	TRAVEL ALLOWANCES	24.000,00
46	35	1	49	8	1	0	433	5	3	4	DUTY EXPENDITURES	24.000,00
46	35	1	49	8	1	0	433	5	3	5	SERVICE PROCUREMENT	60.000,00
46	35	1	49	8	1	0	433	5	3	7	MOVABLE ESTATE, PURCHASE OF UNMATERIAL PREROGATIVE EXPENDITURES OF MAINTENANCE-REPAIR	26.000,00
46	35	1	49	8	1	0	433	5	3	8	IMMOVABLE GOODS MAINTANANCE AND REPAIR EXPENDITURES	2.000,00
46	35	1	49	8	1	0	433	5	3	9	TREATMENT AND FUNERAL EXPENDITURES	2.000,00
46	35	1	49	8	1	0	433	5	5		CURRENT TRANSFERS	10.000,00
46	35	1	49	8	1	0	433	5	5	6	TRANSFERS TO ABROAD	10.000,00
46	35	1	49	8	1	0	433	5	6		CAPITAL EXPENSES	57.000,00
46	35	1	49	8	1	0	433	5	6	7	IMMOVABLE MAJOR REPAIR EXPENSES	57.000,00
46	35	1	49	8	1	0	436				Cycling Events	200.000,00
46	35	1	49	8	1	0	436	5			Local Governments	200.000,00
46	35	1	49	8	1	0	436	5	3		PURCHASE of GOODS and SERVICES EXPENDITURES	200.000,00
46	35	1	49	8	1	0	436	5	3	2	PURCHASE OF GOODS AND MATERIAL FOR CONSUMPTION	200.000,00
46	35	1	49	8	1	0	439				Construction of Sports Facilities and Complexes	157.000,00
46	35	1	49	8	1	0	439	5			Local Governments	157.000,00
46	35	1	49	8	1	0	439	5	3		PURCHASE of GOODS and SERVICES EXPENDITURES	50.000,00
46	35	1	49	8	1	0	439	5	3	2	PURCHASE OF GOODS AND MATERIAL FOR CONSUMPTION	50.000,00
46	35	1	49	8	1	0	439	5	6		CAPITAL EXPENSES	107.000,00
46	35	1	49	8	1	0	439	5	6	1	PURCHASE OF FINISHED GOODS	107.000,00
46	35	1	49	8	1	0	560				Implementation Of Adventure Park Facility Services	230.000,00
46	35	1	49	8	1	0	560	5			Local Governments	230.000,00
46	35	1	49	8	1	0	560	5	3		PURCHASE of GOODS and SERVICES EXPENDITURES	200.000,00
46	35	1	49	8	1	0	560	5	3	7	MOVABLE ESTATE, PURCHASE OF UNMATERIAL PREROGATIVE EXPENDITURES OF MAINTENANCE-REPAIR	100.000,00
46	35	1	49	8	1	0	560	5	3	8	IMMOVABLE GOODS MAINTANANCE AND REPAIR EXPENDITURES	100.000,00
46	35	1	49	8	1	0	560	5	6		CAPITAL EXPENSES	30.000,00
46	35	1	49	8	1	0	560	5	6	1	PURCHASE OF FINISHED GOODS	30.000,00
46	35	1	49	8	1	0	849				Improvement of the Existing Sports Grounds and Gaining New Sports Grounds in Areas of Our Responsibilities	3.545.000,00
46	35	1	49	8	1	0	849	5			Local Governments	3.545.000,00
46	35	1	49	8	1	0	849	5	3		PURCHASE of GOODS and SERVICES EXPENDITURES	1.092.000,00
46	35	1	49	8	1	0	849	5	3	2	PURCHASE OF GOODS AND MATERIAL FOR CONSUMPTION	650.000,00
46	35	1	49	8	1	0	849	5	3	5	SERVICE PROCUREMENT	150.000,00
46	35	1	49	8	1	0	849	5	3	7	MOVABLE ESTATE, PURCHASE OF UNMATERIAL PREROGATIVE EXPENDITURES OF MAINTENANCE-REPAIR	192.000,00
46	35	1	49	8	1	0	849	5	3	8	IMMOVABLE GOODS MAINTANANCE AND REPAIR EXPENDITURES	100.000,00

APPROPRIATION SCHEDULE (A)

INSTITUTIONAL CLASSIFICATION				FUNCTIONAL CLASSIFICATION				F.T.	ECONOMIC CLASSIFICATION		EXPLANATION	BUDGET APPROPRIATION YEAR 2021 (TL)
I	II	III	IV	I	II	III	IV	I	I	II		
46	35	1	49	8	1	0	849	5	6		CAPITAL EXPENSES	2.453.000,00
46	35	1	49	8	1	0	849	5	6	1	PURCHASE OF FINISHED GOODS	110.000,00
46	35	1	49	8	1	0	849	5	6	7	IMMOVABLE MAJOR REPAIR EXPENSES	2.343.000,00
46	35	1	49	8	1	0	861				Implementation of Ice Sports Hall Services	8.490.000,00
46	35	1	49	8	1	0	861	5			Local Governments	8.490.000,00
46	35	1	49	8	1	0	861	5	1		PERSONNEL EXPENDITURES	1.920.000,00
46	35	1	49	8	1	0	861	5	1	1	CIVIL SERVANTS	1.905.000,00
46	35	1	49	8	1	0	861	5	1	4	TEMPORARY PERSONNEL	15.000,00
46	35	1	49	8	1	0	861	5	2		PREMIUM EXPENDITURES TO SOCIAL SECURITY INSTITUTIONS	207.000,00
46	35	1	49	8	1	0	861	5	2	1	CIVIL SERVANTS	207.000,00
46	35	1	49	8	1	0	861	5	3		PURCHASE of GOODS and SERVICES EXPENDITURES	6.188.000,00
46	35	1	49	8	1	0	861	5	3	2	PURCHASE OF GOODS AND MATERIAL FOR CONSUMPTION	483.000,00
46	35	1	49	8	1	0	861	5	3	3	TRAVEL ALLOWANCES	5.000,00
46	35	1	49	8	1	0	861	5	3	5	SERVICE PROCUREMENT	5.406.000,00
46	35	1	49	8	1	0	861	5	3	6	REPRESENTATION AND PROMOTION EXPENDITURES	21.000,00
46	35	1	49	8	1	0	861	5	3	7	MOVABLE ESTATE, PURCHASE OF UNMATERIAL PREROGATIVE EXPENDITURES OF MAINTENANCE-REPAIR	219.000,00
46	35	1	49	8	1	0	861	5	3	8	IMMOVABLE GOODS MAINTANANCE AND REPAIR EXPENDITURES	54.000,00
46	35	1	49	8	1	0	861	5	5		CURRENT TRANSFERS	3.000,00
46	35	1	49	8	1	0	861	5	5	1	DUTY LOSSES	3.000,00
46	35	1	49	8	1	0	861	5	6		CAPITAL EXPENSES	172.000,00
46	35	1	49	8	1	0	861	5	6	1	PURCHASE OF FINISHED GOODS	101.000,00
46	35	1	49	8	1	0	861	5	6	2	PRODUCTION EXPENSES OF MOVABLE CAPITAL	21.000,00
46	35	1	49	8	1	0	861	5	6	7	IMMOVABLE MAJOR REPAIR EXPENSES	50.000,00
46	35	1	49	8	1	0	862				Supporting Youth for Ice Sports	120.000,00
46	35	1	49	8	1	0	862	5			Local Governments	120.000,00
46	35	1	49	8	1	0	862	5	3		PURCHASE of GOODS and SERVICES EXPENDITURES	120.000,00
46	35	1	49	8	1	0	862	5	3	2	PURCHASE OF GOODS AND MATERIAL FOR CONSUMPTION	117.000,00
46	35	1	49	8	1	0	862	5	3	6	REPRESENTATION AND PROMOTION EXPENDITURES	3.000,00
46	35	1	49	8	1	0	864				Organizing and Hosting Local, National And International Sport Events	3.117.000,00
46	35	1	49	8	1	0	864	5			Local Governments	3.117.000,00
46	35	1	49	8	1	0	864	5	3		PURCHASE of GOODS and SERVICES EXPENDITURES	3.117.000,00
46	35	1	49	8	1	0	864	5	3	2	PURCHASE OF GOODS AND MATERIAL FOR CONSUMPTION	385.000,00
46	35	1	49	8	1	0	864	5	3	4	DUTY EXPENDITURES	550.000,00
46	35	1	49	8	1	0	864	5	3	5	SERVICE PROCUREMENT	132.000,00
46	35	1	49	8	1	0	864	5	3	6	REPRESENTATION AND PROMOTION EXPENDITURES	2.050.000,00
46	35	1	49	8	1	0	954				Implementation of Repair and Maintenance of Sports Facilities	5.532.000,00
46	35	1	49	8	1	0	954	5			Local Governments	5.532.000,00
46	35	1	49	8	1	0	954	5	1		PERSONNEL EXPENDITURES	394.000,00
46	35	1	49	8	1	0	954	5	1	1	CIVIL SERVANTS	394.000,00
46	35	1	49	8	1	0	954	5	2		PREMIUM EXPENDITURES TO SOCIAL SECURITY INSTITUTIONS	48.000,00
46	35	1	49	8	1	0	954	5	2	1	CIVIL SERVANTS	48.000,00
46	35	1	49	8	1	0	954	5	3		PURCHASE of GOODS and SERVICES EXPENDITURES	5.085.000,00
46	35	1	49	8	1	0	954	5	3	2	PURCHASE OF GOODS AND MATERIAL FOR CONSUMPTION	49.000,00
46	35	1	49	8	1	0	954	5	3	3	TRAVEL ALLOWANCES	11.000,00
46	35	1	49	8	1	0	954	5	3	4	DUTY EXPENDITURES	1.000,00
46	35	1	49	8	1	0	954	5	3	5	SERVICE PROCUREMENT	5.011.000,00
46	35	1	49	8	1	0	954	5	3	7	MOVABLE ESTATE, PURCHASE OF UNMATERIAL PREROGATIVE EXPENDITURES OF MAINTENANCE-REPAIR	13.000,00
46	35	1	49	8	1	0	954	5	6		CAPITAL EXPENSES	5.000,00
46	35	1	49	8	1	0	954	5	6	1	PURCHASE OF FINISHED GOODS	5.000,00
46	35	1	49	8	1	0	982				Improvement of Existing Sports Grounds of Schools and Giving Sports Equipment Support	1.500.000,00
46	35	1	49	8	1	0	982	5			Local Governments	1.500.000,00
46	35	1	49	8	1	0	982	5	3		PURCHASE of GOODS and SERVICES EXPENDITURES	1.500.000,00
46	35	1	49	8	1	0	982	5	3	2	PURCHASE OF GOODS AND MATERIAL FOR CONSUMPTION	900.000,00
46	35	1	49	8	1	0	982	5	3	8	IMMOVABLE GOODS MAINTANANCE AND REPAIR EXPENDITURES	600.000,00
46	35	1	50								DEPARTMENT OF CEMETERIES	166.990.000,00
46	35	1	50	1							GENERAL PUBLIC SERVICES	166.990.000,00
46	35	1	50	1	9						UNCLASSIFIED GENERAL PUBLIC SERVICES	166.990.000,00
46	35	1	50	1	9	9					Unclassified General Public Services	166.990.000,00
46	35	1	50	1	9	9	838				Implementation of Cemetery Planning Services	948.000,00
46	35	1	50	1	9	9	838	5			Local Governments	948.000,00
46	35	1	50	1	9	9	838	5	1		PERSONNEL EXPENDITURES	646.000,00
46	35	1	50	1	9	9	838	5	1	1	CIVIL SERVANTS	628.000,00
46	35	1	50	1	9	9	838	5	1	4	TEMPORARY PERSONNEL	18.000,00
46	35	1	50	1	9	9	838	5	2		PREMIUM EXPENDITURES TO SOCIAL SECURITY INSTITUTIONS	62.000,00
46	35	1	50	1	9	9	838	5	2	1	CIVIL SERVANTS	62.000,00
46	35	1	50	1	9	9	838	5	3		PURCHASE of GOODS and SERVICES EXPENDITURES	235.000,00
46	35	1	50	1	9	9	838	5	3	2	PURCHASE OF GOODS AND MATERIAL FOR CONSUMPTION	117.000,00
46	35	1	50	1	9	9	838	5	3	3	TRAVEL ALLOWANCES	12.000,00
46	35	1	50	1	9	9	838	5	3	4	DUTY EXPENDITURES	3.000,00
46	35	1	50	1	9	9	838	5	3	5	SERVICE PROCUREMENT	81.000,00
46	35	1	50	1	9	9	838	5	3	7	MOVABLE ESTATE, PURCHASE OF UNMATERIAL PREROGATIVE EXPENDITURES OF MAINTENANCE-REPAIR	22.000,00

APPROPRIATION SCHEDULE (A)

INSTITUTIONAL CLASSIFICATION				FUNCTIONAL CLASSIFICATION				F.T.	ECONOMIC CLASSIFICATION		EXPLANATION	BUDGET APPROPRIATION YEAR 2021 (TL)
I	II	III	IV	I	II	III	IV	I	I	II		
46	35	1	50	1	9	9	838	5	6		CAPITAL EXPENSES	5.000,00
46	35	1	50	1	9	9	838	5	6	1	PURCHASE OF FINISHED GOODS	5.000,00
46	35	1	50	1	9	9	840				Implementation of Cemetery and Burial Services	111.610.000,00
46	35	1	50	1	9	9	840	5			Local Governments	111.610.000,00
46	35	1	50	1	9	9	840	5	1		PERSONNEL EXPENDITURES	21.478.000,00
46	35	1	50	1	9	9	840	5	1	1	CIVIL SERVANTS	2.190.000,00
46	35	1	50	1	9	9	840	5	1	2	CONTRACTED PERSONNEL	2.094.000,00
46	35	1	50	1	9	9	840	5	1	3	WORKERS	17.194.000,00
46	35	1	50	1	9	9	840	5	2		PREMIUM EXPENDITURES TO SOCIAL SECURITY INSTITUTIONS	3.439.000,00
46	35	1	50	1	9	9	840	5	2	1	CIVIL SERVANTS	320.000,00
46	35	1	50	1	9	9	840	5	2	2	CONTRACTED PERSONNEL	358.000,00
46	35	1	50	1	9	9	840	5	2	3	WORKERS	2.761.000,00
46	35	1	50	1	9	9	840	5	3		PURCHASE of GOODS and SERVICES EXPENDITURES	86.268.000,00
46	35	1	50	1	9	9	840	5	3	2	PURCHASE OF GOODS AND MATERIAL FOR CONSUMPTION	16.057.000,00
46	35	1	50	1	9	9	840	5	3	3	TRAVEL ALLOWANCES	36.000,00
46	35	1	50	1	9	9	840	5	3	4	DUTY EXPENDITURES	230.000,00
46	35	1	50	1	9	9	840	5	3	5	SERVICE PROCUREMENT	69.101.000,00
46	35	1	50	1	9	9	840	5	3	7	MOVABLE ESTATE, PURCHASE OF UNMATERIAL PREROGATIVE EXPENDITURES OF MAINTENANCE-REPAIR	839.000,00
46	35	1	50	1	9	9	840	5	3	9	TREATMENT AND FUNERAL EXPENDITURES	5.000,00
46	35	1	50	1	9	9	840	5	6		CAPITAL EXPENSES	425.000,00
46	35	1	50	1	9	9	840	5	6	1	PURCHASE OF FINISHED GOODS	275.000,00
46	35	1	50	1	9	9	840	5	6	5	IMMOVABLE CAPITAL PRODUCTION EXPENSES	150.000,00
46	35	1	50	1	9	9	842				Implementation of Maintenance and Repair Services of Cemeteries	54.432.000,00
46	35	1	50	1	9	9	842	5			Local Governments	54.432.000,00
46	35	1	50	1	9	9	842	5	1		PERSONNEL EXPENDITURES	928.000,00
46	35	1	50	1	9	9	842	5	1	1	CIVIL SERVANTS	910.000,00
46	35	1	50	1	9	9	842	5	1	4	TEMPORARY PERSONNEL	18.000,00
46	35	1	50	1	9	9	842	5	2		PREMIUM EXPENDITURES TO SOCIAL SECURITY INSTITUTIONS	107.000,00
46	35	1	50	1	9	9	842	5	2	1	CIVIL SERVANTS	107.000,00
46	35	1	50	1	9	9	842	5	3		PURCHASE of GOODS and SERVICES EXPENDITURES	28.430.000,00
46	35	1	50	1	9	9	842	5	3	2	PURCHASE OF GOODS AND MATERIAL FOR CONSUMPTION	1.162.000,00
46	35	1	50	1	9	9	842	5	3	3	TRAVEL ALLOWANCES	13.000,00
46	35	1	50	1	9	9	842	5	3	5	SERVICE PROCUREMENT	27.010.000,00
46	35	1	50	1	9	9	842	5	3	7	MOVABLE ESTATE, PURCHASE OF UNMATERIAL PREROGATIVE	245.000,00
46	35	1	50	1	9	9	842	5	6		CAPITAL EXPENSES	24.967.000,00
46	35	1	50	1	9	9	842	5	6	1	PURCHASE OF FINISHED GOODS	703.000,00
46	35	1	50	1	9	9	842	5	6	2	PRODUCTION EXPENSES OF MOVABLE CAPITAL	814.000,00
46	35	1	50	1	9	9	842	5	6	5	IMMOVABLE CAPITAL PRODUCTION EXPENSES	22.000.000,00
46	35	1	50	1	9	9	842	5	6	7	IMMOVABLE MAJOR REPAIR EXPENSES	1.450.000,00
46	35	1	51								DEPARTMENT OF WASTE MANAGEMENT	312.330.000,00
46	35	1	51	5							ENVIRONMENTAL PROTECTION SERVICES	312.330.000,00
46	35	1	51	5	1						Waste Management Services	312.330.000,00
46	35	1	51	5	1	0					Waste Management Services	312.330.000,00
46	35	1	51	5	1	0	326				Implementation of Waste Management System Activities	8.173.000,00
46	35	1	51	5	1	0	326	5			Local Governments	8.173.000,00
46	35	1	51	5	1	0	326	5	1		PERSONNEL EXPENDITURES	1.782.000,00
46	35	1	51	5	1	0	326	5	1	1	CIVIL SERVANTS	1.615.000,00
46	35	1	51	5	1	0	326	5	1	2	CONTRACTED PERSONNEL	149.000,00
46	35	1	51	5	1	0	326	5	1	4	TEMPORARY PERSONNEL	18.000,00
46	35	1	51	5	1	0	326	5	2		PREMIUM EXPENDITURES TO SOCIAL SECURITY INSTITUTIONS	199.000,00
46	35	1	51	5	1	0	326	5	2	1	CIVIL SERVANTS	174.000,00
46	35	1	51	5	1	0	326	5	2	2	CONTRACTED PERSONNEL	25.000,00
46	35	1	51	5	1	0	326	5	3		PURCHASE of GOODS and SERVICES EXPENDITURES	987.000,00
46	35	1	51	5	1	0	326	5	3	2	PURCHASE OF GOODS AND MATERIAL FOR CONSUMPTION	462.000,00
46	35	1	51	5	1	0	326	5	3	3	TRAVEL ALLOWANCES	30.000,00
46	35	1	51	5	1	0	326	5	3	4	DUTY EXPENDITURES	15.000,00
46	35	1	51	5	1	0	326	5	3	5	SERVICE PROCUREMENT	325.000,00
46	35	1	51	5	1	0	326	5	3	6	REPRESENTATION AND PROMOTION EXPENDITURES	100.000,00
46	35	1	51	5	1	0	326	5	3	7	MOVABLE ESTATE, PURCHASE OF UNMATERIAL PREROGATIVE	50.000,00
46	35	1	51	5	1	0	326	5	3	8	IMMOVABLE GOODS MAINTANANCE AND REPAIR EXPENDITURES	5.000,00
46	35	1	51	5	1	0	326	5	5		CURRENT TRANSFERS	5.000,00
46	35	1	51	5	1	0	326	5	5	3	TRANSFERS TO NON PROFIT ORGANIZATIONS	5.000,00
46	35	1	51	5	1	0	326	5	6		CAPITAL EXPENSES	5.200.000,00
46	35	1	51	5	1	0	326	5	6	2	PRODUCTION EXPENSES OF MOVABLE CAPITAL	1.200.000,00
46	35	1	51	5	1	0	326	5	6	5	IMMOVABLE CAPITAL PRODUCTION EXPENSES	4.000.000,00
46	35	1	51	5	1	0	883				Implementation of Solid Waste Transfer Station Operating Activities	272.829.000,00
46	35	1	51	5	1	0	883	5			Local Governments	272.829.000,00
46	35	1	51	5	1	0	883	5	1		PERSONNEL EXPENDITURES	5.504.000,00
46	35	1	51	5	1	0	883	5	1	1	CIVIL SERVANTS	1.442.000,00
46	35	1	51	5	1	0	883	5	1	2	CONTRACTED PERSONNEL	244.000,00
46	35	1	51	5	1	0	883	5	1	3	WORKERS	3.810.000,00
46	35	1	51	5	1	0	883	5	1	4	TEMPORARY PERSONNEL	8.000,00
46	35	1	51	5	1	0	883	5	2		PREMIUM EXPENDITURES TO SOCIAL SECURITY INSTITUTIONS	829.000,00
46	35	1	51	5	1	0	883	5	2	1	CIVIL SERVANTS	194.000,00
46	35	1	51	5	1	0	883	5	2	2	CONTRACTED PERSONNEL	41.000,00
46	35	1	51	5	1	0	883	5	2	3	WORKERS	594.000,00

APPROPRIATION SCHEDULE (A)

INSTITUTIONAL CLASSIFICATION				FUNCTIONAL CLASSIFICATION				F.T.	ECONOMIC CLASSIFICATION		EXPLANATION	BUDGET APPROPRIATION YEAR 2021 (TL)
I	II	III	IV	I	II	III	IV	I	I	II		
46	35	1	51	5	1	0	883	5	3		PURCHASE of GOODS and SERVICES EXPENDITURES	125.836.000,00
46	35	1	51	5	1	0	883	5	3	2	PURCHASE OF GOODS AND MATERIAL FOR CONSUMPTION	4.400.000,00
46	35	1	51	5	1	0	883	5	3	3	TRAVEL ALLOWANCES	35.000,00
46	35	1	51	5	1	0	883	5	3	4	DUTY EXPENDITURES	285.000,00
46	35	1	51	5	1	0	883	5	3	5	SERVICE PROCUREMENT	120.345.000,00
46	35	1	51	5	1	0	883	5	3	6	REPRESENTATION AND PROMOTION EXPENDITURES	40.000,00
46	35	1	51	5	1	0	883	5	3	7	MOVABLE ESTATE, PURCHASE OF UNMATERIAL PREROGATIVE EXPENDITURES OF MAINTENANCE-REPAIR	630.000,00
46	35	1	51	5	1	0	883	5	3	8	IMMOVABLE GOODS MAINTANANCE AND REPAIR EXPENDITURES	86.000,00
46	35	1	51	5	1	0	883	5	3	9	TREATMENT AND FUNERAL EXPENDITURES	15.000,00
46	35	1	51	5	1	0	883	5	6		CAPITAL EXPENSES	140.660.000,00
46	35	1	51	5	1	0	883	5	6	1	PURCHASE OF FINISHED GOODS	500.000,00
46	35	1	51	5	1	0	883	5	6	2	PRODUCTION EXPENSES OF MOVABLE CAPITAL	7.060.000,00
46	35	1	51	5	1	0	883	5	6	5	IMMOVABLE CAPITAL PRODUCTION EXPENSES	133.000.000,00
46	35	1	51	5	1	0	883	5	6	7	IMMOVABLE MAJOR REPAIR EXPENSES	100.000,00
46	35	1	51	5	1	0	884				Operating Projects of Solid Waste Disposal Facilities	23.857.000,00
46	35	1	51	5	1	0	884	5			Local Governments	23.857.000,00
46	35	1	51	5	1	0	884	5	1		PERSONNEL EXPENDITURES	1.859.000,00
46	35	1	51	5	1	0	884	5	1	1	CIVIL SERVANTS	976.000,00
46	35	1	51	5	1	0	884	5	1	2	CONTRACTED PERSONNEL	441.000,00
46	35	1	51	5	1	0	884	5	1	3	WORKERS	424.000,00
46	35	1	51	5	1	0	884	5	1	4	TEMPORARY PERSONNEL	18.000,00
46	35	1	51	5	1	0	884	5	2		PREMIUM EXPENDITURES TO SOCIAL SECURITY INSTITUTIONS	279.000,00
46	35	1	51	5	1	0	884	5	2	1	CIVIL SERVANTS	126.000,00
46	35	1	51	5	1	0	884	5	2	2	CONTRACTED PERSONNEL	75.000,00
46	35	1	51	5	1	0	884	5	2	3	WORKERS	78.000,00
46	35	1	51	5	1	0	884	5	3		PURCHASE of GOODS and SERVICES EXPENDITURES	21.499.000,00
46	35	1	51	5	1	0	884	5	3	2	PURCHASE OF GOODS AND MATERIAL FOR CONSUMPTION	120.000,00
46	35	1	51	5	1	0	884	5	3	3	TRAVEL ALLOWANCES	16.000,00
46	35	1	51	5	1	0	884	5	3	4	DUTY EXPENDITURES	108.000,00
46	35	1	51	5	1	0	884	5	3	5	SERVICE PROCUREMENT	21.025.000,00
46	35	1	51	5	1	0	884	5	3	6	REPRESENTATION AND PROMOTION EXPENDITURES	30.000,00
46	35	1	51	5	1	0	884	5	3	7	MOVABLE ESTATE, PURCHASE OF UNMATERIAL PREROGATIVE EXPENDITURES OF MAINTENANCE-REPAIR	190.000,00
46	35	1	51	5	1	0	884	5	3	8	IMMOVABLE GOODS MAINTANANCE AND REPAIR EXPENDITURES	10.000,00
46	35	1	51	5	1	0	884	5	6		CAPITAL EXPENSES	220.000,00
46	35	1	51	5	1	0	884	5	6	1	PURCHASE OF FINISHED GOODS	10.000,00
46	35	1	51	5	1	0	884	5	6	5	IMMOVABLE CAPITAL PRODUCTION EXPENSES	150.000,00
46	35	1	51	5	1	0	884	5	6	7	IMMOVABLE MAJOR REPAIR EXPENSES	60.000,00
46	35	1	51	5	1	0	887				Implementation of Activities Regarding Excavation, Construction and Ruin Wastes	7.471.000,00
46	35	1	51	5	1	0	887	5			Local Governments	7.471.000,00
46	35	1	51	5	1	0	887	5	1		PERSONNEL EXPENDITURES	2.743.000,00
46	35	1	51	5	1	0	887	5	1	1	CIVIL SERVANTS	1.582.000,00
46	35	1	51	5	1	0	887	5	1	2	CONTRACTED PERSONNEL	616.000,00
46	35	1	51	5	1	0	887	5	1	3	WORKERS	530.000,00
46	35	1	51	5	1	0	887	5	1	4	TEMPORARY PERSONNEL	15.000,00
46	35	1	51	5	1	0	887	5	2		PREMIUM EXPENDITURES TO SOCIAL SECURITY INSTITUTIONS	374.000,00
46	35	1	51	5	1	0	887	5	2	1	CIVIL SERVANTS	197.000,00
46	35	1	51	5	1	0	887	5	2	2	CONTRACTED PERSONNEL	105.000,00
46	35	1	51	5	1	0	887	5	2	3	WORKERS	72.000,00
46	35	1	51	5	1	0	887	5	3		PURCHASE of GOODS and SERVICES EXPENDITURES	2.354.000,00
46	35	1	51	5	1	0	887	5	3	2	PURCHASE OF GOODS AND MATERIAL FOR CONSUMPTION	41.000,00
46	35	1	51	5	1	0	887	5	3	3	TRAVEL ALLOWANCES	20.000,00
46	35	1	51	5	1	0	887	5	3	4	DUTY EXPENDITURES	38.000,00
46	35	1	51	5	1	0	887	5	3	5	SERVICE PROCUREMENT	2.070.000,00
46	35	1	51	5	1	0	887	5	3	6	REPRESENTATION AND PROMOTION EXPENDITURES	40.000,00
46	35	1	51	5	1	0	887	5	3	7	MOVABLE ESTATE, PURCHASE OF UNMATERIAL PREROGATIVE EXPENDITURES OF MAINTENANCE-REPAIR	135.000,00
46	35	1	51	5	1	0	887	5	3	8	IMMOVABLE GOODS MAINTANANCE AND REPAIR EXPENDITURES	10.000,00
46	35	1	51	5	1	0	887	5	6		CAPITAL EXPENSES	2.000.000,00
46	35	1	51	5	1	0	887	5	6	1	PURCHASE OF FINISHED GOODS	500.000,00
46	35	1	51	5	1	0	887	5	6	3	PURCHASE OF INTANGIBLE PROPERTIES	400.000,00
46	35	1	51	5	1	0	887	5	6	5	IMMOVABLE CAPITAL PRODUCTION EXPENSES	1.100.000,00
46	35	1	52								DEPARTMENT OF INFRASTRUCTURE AND CONSTRUCTION	1.526.336.000,00
46	35	1	52	4							FINANCIAL AFFAIRS AND SERVICES	1.526.336.000,00
46	35	1	52	4	5						Transportation Services	1.521.170.000,00
46	35	1	52	4	5	1					Highway Construction Affairs And Services	1.521.170.000,00
46	35	1	52	4	5	1	0				Highway Construction Affairs And Services	6.888.000,00
46	35	1	52	4	5	1	0	5			Local Governments	6.888.000,00
46	35	1	52	4	5	1	0	5	1		PERSONNEL EXPENDITURES	958.000,00
46	35	1	52	4	5	1	0	5	1	1	CIVIL SERVANTS	935.000,00
46	35	1	52	4	5	1	0	5	1	4	TEMPORARY PERSONNEL	23.000,00
46	35	1	52	4	5	1	0	5	2		PREMIUM EXPENDITURES TO SOCIAL SECURITY INSTITUTIONS	122.000,00
46	35	1	52	4	5	1	0	5	2	1	CIVIL SERVANTS	122.000,00

APPROPRIATION SCHEDULE (A)

INSTITUTIONAL CLASSIFICATION				FUNCTIONAL CLASSIFICATION				F.T.	ECONOMIC CLASSIFICATION		EXPLANATION	BUDGET APPROPRIATION YEAR 2021 (TL)
I	II	III	IV	I	II	III	IV	I	I	II		
46	35	1	52	4	5	1	0	5	3		PURCHASE of GOODS and SERVICES EXPENDITURES	5.773.000,00
46	35	1	52	4	5	1	0	5	3	2	PURCHASE OF GOODS AND MATERIAL FOR CONSUMPTION	73.000,00
46	35	1	52	4	5	1	0	5	3	3	TRAVEL ALLOWANCES	10.000,00
46	35	1	52	4	5	1	0	5	3	5	SERVICE PROCUREMENT	5.585.000,00
46	35	1	52	4	5	1	0	5	3	7	MOVABLE ESTATE, PURCHASE OF UNMATERIAL PREROGATIVE EXPENDITURES OF MAINTENANCE-REPAIR	105.000,00
46	35	1	52	4	5	1	0	5	6		CAPITAL EXPENSES	35.000,00
46	35	1	52	4	5	1	0	5	6	1	PURCHASE OF FINISHED GOODS	20.000,00
46	35	1	52	4	5	1	0	5	6	7	IMMOVABLE MAJOR REPAIR EXPENSES	15.000,00
46	35	1	52	4	5	1	87				Underpass and Overpass Construction Works on Transport Roads	131.000.000,00
46	35	1	52	4	5	1	87	5			Local Governments	131.000.000,00
46	35	1	52	4	5	1	87	5	6		CAPITAL EXPENSES	131.000.000,00
46	35	1	52	4	5	1	87	5	6	5	IMMOVABLE CAPITAL PRODUCTION EXPENSES	131.000.000,00
46	35	1	52	4	5	1	153				Construction of Underpass and Overpass with Escalator on Transport Roads	30.000.000,00
46	35	1	52	4	5	1	153	5			Local Governments	30.000.000,00
46	35	1	52	4	5	1	153	5	6		CAPITAL EXPENSES	30.000.000,00
46	35	1	52	4	5	1	153	5	6	5	IMMOVABLE CAPITAL PRODUCTION EXPENSES	30.000.000,00
46	35	1	52	4	5	1	156				Maintenance and Repair of Boulevards, Avenues and Main Connection Road	30.000.000,00
46	35	1	52	4	5	1	156	5			Local Governments	30.000.000,00
46	35	1	52	4	5	1	156	5	6		CAPITAL EXPENSES	30.000.000,00
46	35	1	52	4	5	1	156	5	6	5	IMMOVABLE CAPITAL PRODUCTION EXPENSES	30.000.000,00
46	35	1	52	4	5	1	157				Asphalt and Recondition the Access Roads in Provincial Borders	900.000.000,00
46	35	1	52	4	5	1	157	5			Local Governments	900.000.000,00
46	35	1	52	4	5	1	157	5	6		CAPITAL EXPENSES	900.000.000,00
46	35	1	52	4	5	1	157	5	6	5	IMMOVABLE CAPITAL PRODUCTION EXPENSES	900.000.000,00
46	35	1	52	4	5	1	526				Implementation of Repair and Maintenance of Roads	124.428.000,00
46	35	1	52	4	5	1	526	5			Local Governments	124.428.000,00
46	35	1	52	4	5	1	526	5	1		PERSONNEL EXPENDITURES	6.324.000,00
46	35	1	52	4	5	1	526	5	1	1	CIVIL SERVANTS	2.183.000,00
46	35	1	52	4	5	1	526	5	1	2	CONTRACTED PERSONNEL	469.000,00
46	35	1	52	4	5	1	526	5	1	3	WORKERS	3.664.000,00
46	35	1	52	4	5	1	526	5	1	4	TEMPORARY PERSONNEL	8.000,00
46	35	1	52	4	5	1	526	5	2		PREMIUM EXPENDITURES TO SOCIAL SECURITY INSTITUTIONS	883.000,00
46	35	1	52	4	5	1	526	5	2	1	CIVIL SERVANTS	257.000,00
46	35	1	52	4	5	1	526	5	2	2	CONTRACTED PERSONNEL	80.000,00
46	35	1	52	4	5	1	526	5	2	3	WORKERS	546.000,00
46	35	1	52	4	5	1	526	5	3		PURCHASE of GOODS and SERVICES EXPENDITURES	76.856.000,00
46	35	1	52	4	5	1	526	5	3	2	PURCHASE OF GOODS AND MATERIAL FOR CONSUMPTION	2.267.000,00
46	35	1	52	4	5	1	526	5	3	3	TRAVEL ALLOWANCES	40.000,00
46	35	1	52	4	5	1	526	5	3	4	DUTY EXPENDITURES	380.000,00
46	35	1	52	4	5	1	526	5	3	5	SERVICE PROCUREMENT	73.335.000,00
46	35	1	52	4	5	1	526	5	3	7	MOVABLE ESTATE, PURCHASE OF UNMATERIAL PREROGATIVE EXPENDITURES OF MAINTENANCE-REPAIR	729.000,00
46	35	1	52	4	5	1	526	5	3	8	IMMOVABLE GOODS MAINTANANCE AND REPAIR EXPENDITURES	100.000,00
46	35	1	52	4	5	1	526	5	3	9	TREATMENT AND FUNERAL EXPENDITURES	5.000,00
46	35	1	52	4	5	1	526	5	6		CAPITAL EXPENSES	40.365.000,00
46	35	1	52	4	5	1	526	5	6	1	PURCHASE OF FINISHED GOODS	810.000,00
46	35	1	52	4	5	1	526	5	6	5	IMMOVABLE CAPITAL PRODUCTION EXPENSES	15.500.000,00
46	35	1	52	4	5	1	526	5	6	6	MAJOR REPAIR EXPENSES FOR MOVABLES	5.000,00
46	35	1	52	4	5	1	526	5	6	7	IMMOVABLE MAJOR REPAIR EXPENSES	24.050.000,00
46	35	1	52	4	5	1	920				Implementation of Road Superstructure Services	27.130.000,00
46	35	1	52	4	5	1	920	5			Local Governments	27.130.000,00
46	35	1	52	4	5	1	920	5	1		PERSONNEL EXPENDITURES	5.084.000,00
46	35	1	52	4	5	1	920	5	1	1	CIVIL SERVANTS	3.074.000,00
46	35	1	52	4	5	1	920	5	1	2	CONTRACTED PERSONNEL	2.010.000,00
46	35	1	52	4	5	1	920	5	2		PREMIUM EXPENDITURES TO SOCIAL SECURITY INSTITUTIONS	706.000,00
46	35	1	52	4	5	1	920	5	2	1	CIVIL SERVANTS	375.000,00
46	35	1	52	4	5	1	920	5	2	2	CONTRACTED PERSONNEL	331.000,00
46	35	1	52	4	5	1	920	5	3		PURCHASE of GOODS and SERVICES EXPENDITURES	860.000,00
46	35	1	52	4	5	1	920	5	3	2	PURCHASE OF GOODS AND MATERIAL FOR CONSUMPTION	78.000,00
46	35	1	52	4	5	1	920	5	3	3	TRAVEL ALLOWANCES	50.000,00
46	35	1	52	4	5	1	920	5	3	4	DUTY EXPENDITURES	200.000,00
46	35	1	52	4	5	1	920	5	3	5	SERVICE PROCUREMENT	387.000,00
46	35	1	52	4	5	1	920	5	3	7	MOVABLE ESTATE, PURCHASE OF UNMATERIAL PREROGATIVE EXPENDITURES OF MAINTENANCE-REPAIR	45.000,00
46	35	1	52	4	5	1	920	5	3	8	IMMOVABLE GOODS MAINTANANCE AND REPAIR EXPENDITURES	100.000,00
46	35	1	52	4	5	1	920	5	6		CAPITAL EXPENSES	20.480.000,00
46	35	1	52	4	5	1	920	5	6	1	PURCHASE OF FINISHED GOODS	50.000,00
46	35	1	52	4	5	1	920	5	6	5	IMMOVABLE CAPITAL PRODUCTION EXPENSES	20.250.000,00
46	35	1	52	4	5	1	920	5	6	7	IMMOVABLE MAJOR REPAIR EXPENSES	180.000,00
46	35	1	52	4	5	1	921				Implementation of Road Infrastructure Services	66.924.000,00
46	35	1	52	4	5	1	921	5			Local Governments	66.924.000,00
46	35	1	52	4	5	1	921	5	1		PERSONNEL EXPENDITURES	3.867.000,00
46	35	1	52	4	5	1	921	5	1	1	CIVIL SERVANTS	3.290.000,00
46	35	1	52	4	5	1	921	5	1	2	CONTRACTED PERSONNEL	575.000,00
46	35	1	52	4	5	1	921	5	1	4	TEMPORARY PERSONNEL	2.000,00

APPROPRIATION SCHEDULE (A)

INSTITUTIONAL CLASSIFICATION				FUNCTIONAL CLASSIFICATION				F.T.	ECONOMIC CLASSIFICATION		EXPLANATION	BUDGET APPROPRIATION YEAR 2021 (TL)
I	II	III	IV	I	II	III	IV	I	I	II		
46	35	1	52	4	5	1	921	5	2		PREMIUM EXPENDITURES TO SOCIAL SECURITY INSTITUTIONS	477.000,00
46	35	1	52	4	5	1	921	5	2	1	CIVIL SERVANTS	384.000,00
46	35	1	52	4	5	1	921	5	2	2	CONTRACTED PERSONNEL	93.000,00
46	35	1	52	4	5	1	921	5	3		PURCHASE of GOODS and SERVICES EXPENDITURES	570.000,00
46	35	1	52	4	5	1	921	5	3	2	PURCHASE OF GOODS AND MATERIAL FOR CONSUMPTION	200.000,00
46	35	1	52	4	5	1	921	5	3	3	TRAVEL ALLOWANCES	40.000,00
46	35	1	52	4	5	1	921	5	3	4	DUTY EXPENDITURES	110.000,00
46	35	1	52	4	5	1	921	5	3	5	SERVICE PROCUREMENT	74.000,00
46	35	1	52	4	5	1	921	5	3	7	MOVABLE ESTATE, PURCHASE OF UNMATERIAL PREROGATIVE EXPENDITURES OF MAINTENANCE-REPAIR	46.000,00
46	35	1	52	4	5	1	921	5	3	8	IMMOVABLE GOODS MAINTANANCE AND REPAIR EXPENDITURES	100.000,00
46	35	1	52	4	5	1	921	5	6		CAPITAL EXPENSES	62.010.000,00
46	35	1	52	4	5	1	921	5	6	1	PURCHASE OF FINISHED GOODS	10.000,00
46	35	1	52	4	5	1	921	5	6	5	IMMOVABLE CAPITAL PRODUCTION EXPENSES	61.000.000,00
46	35	1	52	4	5	1	921	5	6	7	IMMOVABLE MAJOR REPAIR EXPENSES	1.000.000,00
46	35	1	52	4	5	1	922				Cycle Paths	1.000.000,00
46	35	1	52	4	5	1	922	5			Local Governments	1.000.000,00
46	35	1	52	4	5	1	922	5	6		CAPITAL EXPENSES	1.000.000,00
46	35	1	52	4	5	1	922	5	6	5	IMMOVABLE CAPITAL PRODUCTION EXPENSES	1.000.000,00
46	35	1	52	4	5	1	923				Creation of Main Urban Link Road	102.000.000,00
46	35	1	52	4	5	1	923	5			Local Governments	102.000.000,00
46	35	1	52	4	5	1	923	5	3		PURCHASE of GOODS and SERVICES EXPENDITURES	2.000.000,00
46	35	1	52	4	5	1	923	5	3	5	SERVICE PROCUREMENT	2.000.000,00
46	35	1	52	4	5	1	923	5	6		CAPITAL EXPENSES	100.000.000,00
46	35	1	52	4	5	1	923	5	6	5	IMMOVABLE CAPITAL PRODUCTION EXPENSES	100.000.000,00
46	35	1	52	4	5	1	924				Construction of Various Retaining Structures Across the City	1.800.000,00
46	35	1	52	4	5	1	924	5			Local Governments	1.800.000,00
46	35	1	52	4	5	1	924	5	6		CAPITAL EXPENSES	1.800.000,00
46	35	1	52	4	5	1	924	5	6	5	IMMOVABLE CAPITAL PRODUCTION EXPENSES	1.800.000,00
46	35	1	52	4	5	1	958				Infrastructure and Superstructure Joint Work in Kemeraltı Region	70.000.000,00
46	35	1	52	4	5	1	958	5			Local Governments	70.000.000,00
46	35	1	52	4	5	1	958	5	6		CAPITAL EXPENSES	70.000.000,00
46	35	1	52	4	5	1	958	5	6	5	IMMOVABLE CAPITAL PRODUCTION EXPENSES	70.000.000,00
46	35	1	52	4	5	1	977				Constructing Bridges over the Streams	30.000.000,00
46	35	1	52	4	5	1	977	5			Local Governments	30.000.000,00
46	35	1	52	4	5	1	977	5	6		CAPITAL EXPENSES	30.000.000,00
46	35	1	52	4	5	1	977	5	6	5	IMMOVABLE CAPITAL PRODUCTION EXPENSES	30.000.000,00
46	35	1	52	4	9						Unclassified Economic Affairs and Services	5.166.000,00
46	35	1	52	4	9	9					Unclassified Economic Affairs and Services	5.166.000,00
46	35	1	52	4	9	9	351				Implementation of Infrastructure Coordination Services	5.166.000,00
46	35	1	52	4	9	9	351	5			Local Governments	5.166.000,00
46	35	1	52	4	9	9	351	5	1		PERSONNEL EXPENDITURES	4.219.000,00
46	35	1	52	4	9	9	351	5	1	1	CIVIL SERVANTS	3.751.000,00
46	35	1	52	4	9	9	351	5	1	2	CONTRACTED PERSONNEL	450.000,00
46	35	1	52	4	9	9	351	5	1	4	TEMPORARY PERSONNEL	18.000,00
46	35	1	52	4	9	9	351	5	2		PREMIUM EXPENDITURES TO SOCIAL SECURITY INSTITUTIONS	486.000,00
46	35	1	52	4	9	9	351	5	2	1	CIVIL SERVANTS	411.000,00
46	35	1	52	4	9	9	351	5	2	2	CONTRACTED PERSONNEL	75.000,00
46	35	1	52	4	9	9	351	5	3		PURCHASE of GOODS and SERVICES EXPENDITURES	461.000,00
46	35	1	52	4	9	9	351	5	3	2	PURCHASE OF GOODS AND MATERIAL FOR CONSUMPTION	160.000,00
46	35	1	52	4	9	9	351	5	3	3	TRAVEL ALLOWANCES	16.000,00
46	35	1	52	4	9	9	351	5	3	4	DUTY EXPENDITURES	100.000,00
46	35	1	52	4	9	9	351	5	3	5	SERVICE PROCUREMENT	95.000,00
46	35	1	52	4	9	9	351	5	3	6	REPRESENTATION AND PROMOTION EXPENDITURES	50.000,00
46	35	1	52	4	9	9	351	5	3	7	MOVABLE ESTATE, PURCHASE OF UNMATERIAL PREROGATIVE EXPENDITURES OF MAINTENANCE-REPAIR	40.000,00
46	35	1	53								DEPARTMENT OF ZONING AUDITING	6.946.000,00
46	35	1	53	4							FINANCIAL AFFAIRS AND SERVICES	6.946.000,00
46	35	1	53	4	4						Mining, Manufacturing And Construction Services	6.946.000,00
46	35	1	53	4	4	3					Construction Affairs Services	6.946.000,00
46	35	1	53	4	4	3	412				Implementation of Zoning Services	3.263.000,00
46	35	1	53	4	4	3	412	5			Local Governments	3.263.000,00
46	35	1	53	4	4	3	412	5	1		PERSONNEL EXPENDITURES	2.723.000,00
46	35	1	53	4	4	3	412	5	1	1	CIVIL SERVANTS	2.133.000,00
46	35	1	53	4	4	3	412	5	1	2	CONTRACTED PERSONNEL	590.000,00
46	35	1	53	4	4	3	412	5	2		PREMIUM EXPENDITURES TO SOCIAL SECURITY INSTITUTIONS	365.000,00
46	35	1	53	4	4	3	412	5	2	1	CIVIL SERVANTS	265.000,00
46	35	1	53	4	4	3	412	5	2	2	CONTRACTED PERSONNEL	100.000,00
46	35	1	53	4	4	3	412	5	3		PURCHASE of GOODS and SERVICES EXPENDITURES	175.000,00
46	35	1	53	4	4	3	412	5	3	2	PURCHASE OF GOODS AND MATERIAL FOR CONSUMPTION	63.000,00
46	35	1	53	4	4	3	412	5	3	3	TRAVEL ALLOWANCES	20.000,00
46	35	1	53	4	4	3	412	5	3	4	DUTY EXPENDITURES	23.000,00
46	35	1	53	4	4	3	412	5	3	5	SERVICE PROCUREMENT	15.000,00
46	35	1	53	4	4	3	412	5	3	6	REPRESENTATION AND PROMOTION EXPENDITURES	21.000,00
46	35	1	53	4	4	3	412	5	3	7	MOVABLE ESTATE, PURCHASE OF UNMATERIAL PREROGATIVE EXPENDITURES OF MAINTENANCE-REPAIR	33.000,00

APPROPRIATION SCHEDULE (A)

INSTITUTIONAL CLASSIFICATION				FUNCTIONAL CLASSIFICATION				F.T.	ECONOMIC CLASSIFICATION		EXPLANATION	BUDGET APPROPRIATION YEAR 2021 (TL)
I	II	III	IV	I	II	III	IV	I	I	II		
46	35	1	53	4	4	3	870				Zoning Inspection Services	3.683.000,00
46	35	1	53	4	4	3	870	5			Local Governments	3.683.000,00
46	35	1	53	4	4	3	870	5	1		PERSONNEL EXPENDITURES	3.104.000,00
46	35	1	53	4	4	3	870	5	1	1	CIVIL SERVANTS	1.927.000,00
46	35	1	53	4	4	3	870	5	1	2	CONTRACTED PERSONNEL	1.177.000,00
46	35	1	53	4	4	3	870	5	2		PREMIUM EXPENDITURES TO SOCIAL SECURITY INSTITUTIONS	457.000,00
46	35	1	53	4	4	3	870	5	2	1	CIVIL SERVANTS	258.000,00
46	35	1	53	4	4	3	870	5	2	2	CONTRACTED PERSONNEL	199.000,00
46	35	1	53	4	4	3	870	5	3		PURCHASE of GOODS and SERVICES EXPENDITURES	120.000,00
46	35	1	53	4	4	3	870	5	3	2	PURCHASE OF GOODS AND MATERIAL FOR CONSUMPTION	49.000,00
46	35	1	53	4	4	3	870	5	3	3	TRAVEL ALLOWANCES	10.000,00
46	35	1	53	4	4	3	870	5	3	4	DUTY EXPENDITURES	18.000,00
46	35	1	53	4	4	3	870	5	3	5	SERVICE PROCUREMENT	17.000,00
46	35	1	53	4	4	3	870	5	3	6	REPRESENTATION AND PROMOTION EXPENDITURES	10.000,00
46	35	1	53	4	4	3	870	5	3	7	MOVABLE ESTATE, PURCHASE OF UNMATERIAL PREROGATIVE EXPENDITURES OF MAINTENANCE-REPAIR	16.000,00
46	35	1	53	4	4	3	870	5	6		CAPITAL EXPENSES	2.000,00
46	35	1	53	4	4	3	870	5	6	1	PURCHASE OF FINISHED GOODS	2.000,00
46	35	1	54								DEPARTMENT OF AGRICULTURAL SERVICES	68.127.000,00
46	35	1	54	8							RECREATIONAL, CULTURAL AND RELIGIOUS SERVICES	68.127.000,00
46	35	1	54	8	1						Recreation and Sports Services	68.127.000,00
46	35	1	54	8	1	0					Recreation and Sports Services	68.127.000,00
46	35	1	54	8	1	0	477				Implementation of Agricultural Projects and Laboratory Services and Extending Project of Good Agricultural Practices	8.236.000,00
46	35	1	54	8	1	0	477	5			Local Governments	8.236.000,00
46	35	1	54	8	1	0	477	5	1		PERSONNEL EXPENDITURES	3.609.000,00
46	35	1	54	8	1	0	477	5	1	1	CIVIL SERVANTS	1.903.000,00
46	35	1	54	8	1	0	477	5	1	2	CONTRACTED PERSONNEL	582.000,00
46	35	1	54	8	1	0	477	5	1	3	WORKERS	1.121.000,00
46	35	1	54	8	1	0	477	5	1	4	TEMPORARY PERSONNEL	3.000,00
46	35	1	54	8	1	0	477	5	2		PREMIUM EXPENDITURES TO SOCIAL SECURITY INSTITUTIONS	530.000,00
46	35	1	54	8	1	0	477	5	2	1	CIVIL SERVANTS	243.000,00
46	35	1	54	8	1	0	477	5	2	2	CONTRACTED PERSONNEL	100.000,00
46	35	1	54	8	1	0	477	5	2	3	WORKERS	187.000,00
46	35	1	54	8	1	0	477	5	3		PURCHASE of GOODS and SERVICES EXPENDITURES	4.037.000,00
46	35	1	54	8	1	0	477	5	3	2	PURCHASE OF GOODS AND MATERIAL FOR CONSUMPTION	502.000,00
46	35	1	54	8	1	0	477	5	3	3	TRAVEL ALLOWANCES	50.000,00
46	35	1	54	8	1	0	477	5	3	4	DUTY EXPENDITURES	2.000,00
46	35	1	54	8	1	0	477	5	3	5	SERVICE PROCUREMENT	3.364.000,00
46	35	1	54	8	1	0	477	5	3	6	REPRESENTATION AND PROMOTION EXPENDITURES	60.000,00
46	35	1	54	8	1	0	477	5	3	7	MOVABLE ESTATE, PURCHASE OF UNMATERIAL PREROGATIVE	59.000,00
46	35	1	54	8	1	0	477	5	6		CAPITAL EXPENSES	60.000,00
46	35	1	54	8	1	0	477	5	6	1	PURCHASE OF FINISHED GOODS	60.000,00
46	35	1	54	8	1	0	514				Extension of Producer Market and Trading Posts	400.000,00
46	35	1	54	8	1	0	514	5			Local Governments	400.000,00
46	35	1	54	8	1	0	514	5	3		PURCHASE of GOODS and SERVICES EXPENDITURES	400.000,00
46	35	1	54	8	1	0	514	5	3	6	REPRESENTATION AND PROMOTION EXPENDITURES	400.000,00
46	35	1	54	8	1	0	555				Renewable Energy Usage for Agricultural Services	1.000.000,00
46	35	1	54	8	1	0	555	5			Local Governments	1.000.000,00
46	35	1	54	8	1	0	555	5	6		CAPITAL EXPENSES	1.000.000,00
46	35	1	54	8	1	0	555	5	6	5	IMMOVABLE CAPITAL PRODUCTION EXPENSES	1.000.000,00
46	35	1	54	8	1	0	830				Implementation and Supporting Income Increasing Activities in Rural Areas	13.863.000,00
46	35	1	54	8	1	0	830	5			Local Governments	13.863.000,00
46	35	1	54	8	1	0	830	5	3		PURCHASE of GOODS and SERVICES EXPENDITURES	12.863.000,00
46	35	1	54	8	1	0	830	5	3	2	PURCHASE OF GOODS AND MATERIAL FOR CONSUMPTION	11.000.000,00
46	35	1	54	8	1	0	830	5	3	5	SERVICE PROCUREMENT	63.000,00
46	35	1	54	8	1	0	830	5	3	6	REPRESENTATION AND PROMOTION EXPENDITURES	1.500.000,00
46	35	1	54	8	1	0	830	5	3	7	MOVABLE ESTATE, PURCHASE OF UNMATERIAL PREROGATIVE EXPENDITURES OF MAINTENANCE-REPAIR	300.000,00
46	35	1	54	8	1	0	830	5	6		CAPITAL EXPENSES	1.000.000,00
46	35	1	54	8	1	0	830	5	6	5	IMMOVABLE CAPITAL PRODUCTION EXPENSES	1.000.000,00
46	35	1	54	8	1	0	833				Implementation of Agricultural Services	6.983.000,00
46	35	1	54	8	1	0	833	5			Local Governments	6.983.000,00
46	35	1	54	8	1	0	833	5	1		PERSONNEL EXPENDITURES	1.697.000,00
46	35	1	54	8	1	0	833	5	1	1	CIVIL SERVANTS	1.690.000,00
46	35	1	54	8	1	0	833	5	1	4	TEMPORARY PERSONNEL	7.000,00
46	35	1	54	8	1	0	833	5	2		PREMIUM EXPENDITURES TO SOCIAL SECURITY INSTITUTIONS	232.000,00
46	35	1	54	8	1	0	833	5	2	1	CIVIL SERVANTS	232.000,00
46	35	1	54	8	1	0	833	5	3		PURCHASE of GOODS and SERVICES EXPENDITURES	4.915.000,00
46	35	1	54	8	1	0	833	5	3	2	PURCHASE OF GOODS AND MATERIAL FOR CONSUMPTION	673.000,00
46	35	1	54	8	1	0	833	5	3	3	TRAVEL ALLOWANCES	37.000,00
46	35	1	54	8	1	0	833	5	3	4	DUTY EXPENDITURES	5.000,00
46	35	1	54	8	1	0	833	5	3	5	SERVICE PROCUREMENT	3.662.000,00
46	35	1	54	8	1	0	833	5	3	6	REPRESENTATION AND PROMOTION EXPENDITURES	450.000,00
46	35	1	54	8	1	0	833	5	3	7	MOVABLE ESTATE, PURCHASE OF UNMATERIAL PREROGATIVE EXPENDITURES OF MAINTENANCE-REPAIR	85.000,00
46	35	1	54	8	1	0	833	5	3	8	IMMOVABLE GOODS MAINTANANCE AND REPAIR EXPENDITURES	3.000,00

APPROPRIATION SCHEDULE (A)

INSTITUTIONAL CLASSIFICATION				FUNCTIONAL CLASSIFICATION				F.T.	ECONOMIC CLASSIFICATION		EXPLANATION	BUDGET APPROPRIATION YEAR 2021 (TL)
I	II	III	IV	I	II	III	IV	I	I	II		
46	35	1	54	8	1	0	833	5	5		CURRENT TRANSFERS	85.000,00
46	35	1	54	8	1	0	833	5	5	3	TRANSFERS TO NON PROFIT ORGANIZATIONS	85.000,00
46	35	1	54	8	1	0	833	5	6		CAPITAL EXPENSES	54.000,00
46	35	1	54	8	1	0	833	5	6	1	PURCHASE OF FINISHED GOODS	54.000,00
46	35	1	54	8	1	0	969				Generalising and Reclamation of Sericulture, Ovine Breeding, Poultry Keeping and Beekeeping, Project of Providing Input to The Breeders Who Persist Producing	15.375.000,00
46	35	1	54	8	1	0	969	5			Local Governments	15.375.000,00
46	35	1	54	8	1	0	969	5	3		PURCHASE of GOODS and SERVICES EXPENDITURES	15.375.000,00
46	35	1	54	8	1	0	969	5	3	2	PURCHASE OF GOODS AND MATERIAL FOR CONSUMPTION	15.375.000,00
46	35	1	54	8	1	0	970				Systems For Production	2.000.000,00
46	35	1	54	8	1	0	970	5			Local Governments	2.000.000,00
46	35	1	54	8	1	0	970	5	6		CAPITAL EXPENSES	2.000.000,00
46	35	1	54	8	1	0	970	5	6	1	PURCHASE OF FINISHED GOODS	2.000.000,00
46	35	1	54	8	1	0	971				Generalising and Supporting the Cooperation	2.000.000,00
46	35	1	54	8	1	0	971	5			Local Governments	2.000.000,00
46	35	1	54	8	1	0	971	5	6		CAPITAL EXPENSES	2.000.000,00
46	35	1	54	8	1	0	971	5	6	1	PURCHASE OF FINISHED GOODS	2.000.000,00
46	35	1	54	8	1	0	972				Agricultural Forecasting and Early Warning System Project	200.000,00
46	35	1	54	8	1	0	972	5			Local Governments	200.000,00
46	35	1	54	8	1	0	972	5	6		CAPITAL EXPENSES	200.000,00
46	35	1	54	8	1	0	972	5	6	5	IMMOVABLE CAPITAL PRODUCTION EXPENSES	200.000,00
46	35	1	54	8	1	0	988				Agricultural Irrigation Project	16.500.000,00
46	35	1	54	8	1	0	988	5			Local Governments	16.500.000,00
46	35	1	54	8	1	0	988	5	3		PURCHASE of GOODS and SERVICES EXPENDITURES	500.000,00
46	35	1	54	8	1	0	988	5	3	5	SERVICE PROCUREMENT	500.000,00
46	35	1	54	8	1	0	988	5	6		CAPITAL EXPENSES	16.000.000,00
46	35	1	54	8	1	0	988	5	6	1	PURCHASE OF FINISHED GOODS	3.000.000,00
46	35	1	54	8	1	0	988	5	6	5	IMMOVABLE CAPITAL PRODUCTION EXPENSES	10.000.000,00
46	35	1	54	8	1	0	988	5	6	7	IMMOVABLE MAJOR REPAIR EXPENSES	3.000.000,00
46	35	1	54	8	1	0	990				Vegetable Waste Utilization Project	1.570.000,00
46	35	1	54	8	1	0	990	5			Local Governments	1.570.000,00
46	35	1	54	8	1	0	990	5	6		CAPITAL EXPENSES	1.570.000,00
46	35	1	54	8	1	0	990	5	6	5	IMMOVABLE CAPITAL PRODUCTION EXPENSES	1.570.000,00
46	35	1	55								DEPARTMENT OF CONSTRUCTION TENDERS	6.391.000,00
46	35	1	55	6							HOUSING AND PUBLIC WELFARE SERVICES	6.391.000,00
46	35	1	55	6	2						Public Welfare Services	6.391.000,00
46	35	1	55	6	2	0					Public Welfare Services	6.391.000,00
46	35	1	55	6	2	0	0				Public Welfare Services	6.391.000,00
46	35	1	55	6	2	0	0	5			Local Governments	6.391.000,00
46	35	1	55	6	2	0	0	5	1		PERSONNEL EXPENDITURES	4.911.000,00
46	35	1	55	6	2	0	0	5	1	1	CIVIL SERVANTS	3.151.000,00
46	35	1	55	6	2	0	0	5	1	2	CONTRACTED PERSONNEL	1.722.000,00
46	35	1	55	6	2	0	0	5	1	4	TEMPORARY PERSONNEL	38.000,00
46	35	1	55	6	2	0	0	5	2		PREMIUM EXPENDITURES TO SOCIAL SECURITY INSTITUTIONS	662.000,00
46	35	1	55	6	2	0	0	5	2	1	CIVIL SERVANTS	371.000,00
46	35	1	55	6	2	0	0	5	2	2	CONTRACTED PERSONNEL	291.000,00
46	35	1	55	6	2	0	0	5	3		PURCHASE of GOODS and SERVICES EXPENDITURES	812.000,00
46	35	1	55	6	2	0	0	5	3	2	PURCHASE OF GOODS AND MATERIAL FOR CONSUMPTION	71.000,00
46	35	1	55	6	2	0	0	5	3	3	TRAVEL ALLOWANCES	20.000,00
46	35	1	55	6	2	0	0	5	3	5	SERVICE PROCUREMENT	675.000,00
46	35	1	55	6	2	0	0	5	3	7	MOVABLE ESTATE, PURCHASE OF UNMATERIAL PREROGATIVE EXPENDITURES OF MAINTENANCE-REPAIR	46.000,00
46	35	1	55	6	2	0	0	5	6		CAPITAL EXPENSES	6.000,00
46	35	1	55	6	2	0	0	5	6	1	PURCHASE OF FINISHED GOODS	6.000,00
46	35	1	56								DEPARTMENT OF MAPS AND GEOGRAPHIC INFORMATION SYSTEMS (GIS)	23.421.000,00
46	35	1	56	1							GENERAL PUBLIC SERVICES	15.298.000,00
46	35	1	56	1	3						GENERAL SERVICES	15.298.000,00
46	35	1	56	1	3	9					Other General Services	15.298.000,00
46	35	1	56	1	3	9	0				Other General Services	5.020.000,00
46	35	1	56	1	3	9	0	5			Local Governments	5.020.000,00
46	35	1	56	1	3	9	0	5	1		PERSONNEL EXPENDITURES	4.404.000,00
46	35	1	56	1	3	9	0	5	1	1	CIVIL SERVANTS	4.254.000,00
46	35	1	56	1	3	9	0	5	1	2	CONTRACTED PERSONNEL	150.000,00
46	35	1	56	1	3	9	0	5	2		PREMIUM EXPENDITURES TO SOCIAL SECURITY INSTITUTIONS	477.000,00
46	35	1	56	1	3	9	0	5	2	1	CIVIL SERVANTS	452.000,00
46	35	1	56	1	3	9	0	5	2	2	CONTRACTED PERSONNEL	25.000,00
46	35	1	56	1	3	9	0	5	3		PURCHASE of GOODS and SERVICES EXPENDITURES	138.000,00
46	35	1	56	1	3	9	0	5	3	2	PURCHASE OF GOODS AND MATERIAL FOR CONSUMPTION	52.000,00
46	35	1	56	1	3	9	0	5	3	3	TRAVEL ALLOWANCES	25.000,00
46	35	1	56	1	3	9	0	5	3	7	MOVABLE ESTATE, PURCHASE OF UNMATERIAL PREROGATIVE EXPENDITURES OF MAINTENANCE-REPAIR	61.000,00

APPROPRIATION SCHEDULE (A)

INSTITUTIONAL CLASSIFICATION				FUNCTIONAL CLASSIFICATION				F.T.	ECONOMIC CLASSIFICATION		EXPLANATION	BUDGET APPROPRIATION YEAR 2021 (TL)
I	II	III	IV	I	II	III	IV	I	I	II		
46	35	1	56	1	3	9	0	5	6		CAPITAL EXPENSES	1.000,00
46	35	1	56	1	3	9	0	5	6	1	PURCHASE OF FINISHED GOODS	1.000,00
46	35	1	56	1	3	9	19				Transportation Information System	1.400.000,00
46	35	1	56	1	3	9	19	5			Local Governments	1.400.000,00
46	35	1	56	1	3	9	19	5	6		CAPITAL EXPENSES	1.400.000,00
46	35	1	56	1	3	9	19	5	6	1	PURCHASE OF FINISHED GOODS	200.000,00
46	35	1	56	1	3	9	19	5	6	3	PURCHASE OF INTANGIBLE PROPERTIES	1.200.000,00
46	35	1	56	1	3	9	307				Implementation of Geographic Information Systems	4.008.000,00
46	35	1	56	1	3	9	307	5			Local Governments	4.008.000,00
46	35	1	56	1	3	9	307	5	1		PERSONNEL EXPENDITURES	2.987.000,00
46	35	1	56	1	3	9	307	5	1	1	CIVIL SERVANTS	2.319.000,00
46	35	1	56	1	3	9	307	5	1	2	CONTRACTED PERSONNEL	668.000,00
46	35	1	56	1	3	9	307	5	2		PREMIUM EXPENDITURES TO SOCIAL SECURITY INSTITUTIONS	375.000,00
46	35	1	56	1	3	9	307	5	2	1	CIVIL SERVANTS	265.000,00
46	35	1	56	1	3	9	307	5	2	2	CONTRACTED PERSONNEL	110.000,00
46	35	1	56	1	3	9	307	5	3		PURCHASE of GOODS and SERVICES EXPENDITURES	146.000,00
46	35	1	56	1	3	9	307	5	3	2	PURCHASE OF GOODS AND MATERIAL FOR CONSUMPTION	35.000,00
46	35	1	56	1	3	9	307	5	3	3	TRAVEL ALLOWANCES	34.000,00
46	35	1	56	1	3	9	307	5	3	5	SERVICE PROCUREMENT	57.000,00
46	35	1	56	1	3	9	307	5	3	6	REPRESENTATION AND PROMOTION EXPENDITURES	5.000,00
46	35	1	56	1	3	9	307	5	3	7	MOVABLE ESTATE, PURCHASE OF UNMATERIAL PREROGATIVE EXPENDITURES OF MAINTENANCE-REPAIR	15.000,00
46	35	1	56	1	3	9	307	5	6		CAPITAL EXPENSES	500.000,00
46	35	1	56	1	3	9	307	5	6	3	PURCHASE OF INTANGIBLE PROPERTIES	500.000,00
46	35	1	56	1	3	9	308				Address Numeration Project	4.120.000,00
46	35	1	56	1	3	9	308	5			Local Governments	4.120.000,00
46	35	1	56	1	3	9	308	5	3		PURCHASE of GOODS and SERVICES EXPENDITURES	120.000,00
46	35	1	56	1	3	9	308	5	3	5	SERVICE PROCUREMENT	120.000,00
46	35	1	56	1	3	9	308	5	6		CAPITAL EXPENSES	4.000.000,00
46	35	1	56	1	3	9	308	5	6	3	PURCHASE OF INTANGIBLE PROPERTIES	4.000.000,00
46	35	1	56	1	3	9	309				Geographic Cemetery Information System	750.000,00
46	35	1	56	1	3	9	309	5			Local Governments	750.000,00
46	35	1	56	1	3	9	309	5	6		CAPITAL EXPENSES	750.000,00
46	35	1	56	1	3	9	309	5	6	3	PURCHASE OF INTANGIBLE PROPERTIES	750.000,00
46	35	1	56	6							HOUSING AND PUBLIC WELFARE SERVICES	8.123.000,00
46	35	1	56	6	1						Housing Affairs and Services	8.123.000,00
46	35	1	56	6	1	0					Housing Affairs and Services	8.123.000,00
46	35	1	56	6	1	0	338				Implementation of Base Map and Application Services	3.914.000,00
46	35	1	56	6	1	0	338	5			Local Governments	3.914.000,00
46	35	1	56	6	1	0	338	5	1		PERSONNEL EXPENDITURES	3.107.000,00
46	35	1	56	6	1	0	338	5	1	1	CIVIL SERVANTS	2.186.000,00
46	35	1	56	6	1	0	338	5	1	2	CONTRACTED PERSONNEL	898.000,00
46	35	1	56	6	1	0	338	5	1	4	TEMPORARY PERSONNEL	23.000,00
46	35	1	56	6	1	0	338	5	2		PREMIUM EXPENDITURES TO SOCIAL SECURITY INSTITUTIONS	417.000,00
46	35	1	56	6	1	0	338	5	2	1	CIVIL SERVANTS	262.000,00
46	35	1	56	6	1	0	338	5	2	2	CONTRACTED PERSONNEL	155.000,00
46	35	1	56	6	1	0	338	5	3		PURCHASE of GOODS and SERVICES EXPENDITURES	84.000,00
46	35	1	56	6	1	0	338	5	3	2	PURCHASE OF GOODS AND MATERIAL FOR CONSUMPTION	53.000,00
46	35	1	56	6	1	0	338	5	3	3	TRAVEL ALLOWANCES	13.000,00
46	35	1	56	6	1	0	338	5	3	4	DUTY EXPENDITURES	5.000,00
46	35	1	56	6	1	0	338	5	3	5	SERVICE PROCUREMENT	5.000,00
46	35	1	56	6	1	0	338	5	3	7	MOVABLE ESTATE, PURCHASE OF UNMATERIAL PREROGATIVE EXPENDITURES OF MAINTENANCE-REPAIR	8.000,00
46	35	1	56	6	1	0	338	5	6		CAPITAL EXPENSES	306.000,00
46	35	1	56	6	1	0	338	5	6	1	PURCHASE OF FINISHED GOODS	6.000,00
46	35	1	56	6	1	0	338	5	6	3	PURCHASE OF INTANGIBLE PROPERTIES	300.000,00
46	35	1	56	6	1	0	875				Execution of Zoning Plan Implementation and Etude Services	4.209.000,00
46	35	1	56	6	1	0	875	5			Local Governments	4.209.000,00
46	35	1	56	6	1	0	875	5	1		PERSONNEL EXPENDITURES	3.323.000,00
46	35	1	56	6	1	0	875	5	1	1	CIVIL SERVANTS	2.574.000,00
46	35	1	56	6	1	0	875	5	1	2	CONTRACTED PERSONNEL	583.000,00
46	35	1	56	6	1	0	875	5	1	3	WORKERS	160.000,00
46	35	1	56	6	1	0	875	5	1	4	TEMPORARY PERSONNEL	6.000,00
46	35	1	56	6	1	0	875	5	2		PREMIUM EXPENDITURES TO SOCIAL SECURITY INSTITUTIONS	432.000,00
46	35	1	56	6	1	0	875	5	2	1	CIVIL SERVANTS	305.000,00
46	35	1	56	6	1	0	875	5	2	2	CONTRACTED PERSONNEL	99.000,00
46	35	1	56	6	1	0	875	5	2	3	WORKERS	28.000,00
46	35	1	56	6	1	0	875	5	3		PURCHASE of GOODS and SERVICES EXPENDITURES	240.000,00
46	35	1	56	6	1	0	875	5	3	2	PURCHASE OF GOODS AND MATERIAL FOR CONSUMPTION	84.000,00
46	35	1	56	6	1	0	875	5	3	3	TRAVEL ALLOWANCES	20.000,00
46	35	1	56	6	1	0	875	5	3	4	DUTY EXPENDITURES	76.000,00
46	35	1	56	6	1	0	875	5	3	5	SERVICE PROCUREMENT	25.000,00
46	35	1	56	6	1	0	875	5	3	6	REPRESENTATION AND PROMOTION EXPENDITURES	3.000,00

APPROPRIATION SCHEDULE (A)

INSTITUTIONAL CLASSIFICATION				FUNCTIONAL CLASSIFICATION				F.T.	ECONOMIC CLASSIFICATION		EXPLANATION	BUDGET APPROPRIATION YEAR 2021 (TL)
I	II	III	IV	I	II	III	IV	I	I	II		
46	35	1	56	6	1	0	875	5	3	7	MOVABLE ESTATE, PURCHASE OF UNMATERIAL PREROGATIVE EXPENDITURES OF MAINTENANCE-REPAIR	30.000,00
46	35	1	56	6	1	0	875	5	3	8	IMMOVABLE GOODS MAINTANANCE AND REPAIR EXPENDITURES	2.000,00
46	35	1	56	6	1	0	875	5	6		CAPITAL EXPENSES	214.000,00
46	35	1	56	6	1	0	875	5	6	1	PURCHASE OF FINISHED GOODS	14.000,00
46	35	1	56	6	1	0	875	5	6	3	PURCHASE OF INTANGIBLE PROPERTIES	200.000,00
46	35	1	57								DEPARTMENT OF PUBLİC HEALTH	12.332.000,00
46	35	1	57	7							HEALTH SERVICES	3.989.000,00
46	35	1	57	7	4						Public Health Services	3.989.000,00
46	35	1	57	7	4	0					Public Health Services	3.989.000,00
46	35	1	57	7	4	0	70				Health Screening	44.000,00
46	35	1	57	7	4	0	70	5			Local Governments	44.000,00
46	35	1	57	7	4	0	70	5	3		PURCHASE of GOODS and SERVICES EXPENDITURES	44.000,00
46	35	1	57	7	4	0	70	5	3	2	PURCHASE OF GOODS AND MATERIAL FOR CONSUMPTION	28.000,00
46	35	1	57	7	4	0	70	5	3	6	REPRESENTATION AND PROMOTION EXPENDITURES	16.000,00
46	35	1	57	7	4	0	831				Community Health Educations	3.945.000,00
46	35	1	57	7	4	0	831	5			Local Governments	3.945.000,00
46	35	1	57	7	4	0	831	5	1		PERSONNEL EXPENDITURES	2.772.000,00
46	35	1	57	7	4	0	831	5	1	1	CIVIL SERVANTS	1.509.000,00
46	35	1	57	7	4	0	831	5	1	2	CONTRACTED PERSONNEL	1.261.000,00
46	35	1	57	7	4	0	831	5	1	4	TEMPORARY PERSONNEL	2.000,00
46	35	1	57	7	4	0	831	5	2		PREMIUM EXPENDITURES TO SOCIAL SECURITY INSTITUTIONS	398.000,00
46	35	1	57	7	4	0	831	5	2	1	CIVIL SERVANTS	188.000,00
46	35	1	57	7	4	0	831	5	2	2	CONTRACTED PERSONNEL	210.000,00
46	35	1	57	7	4	0	831	5	3		PURCHASE of GOODS and SERVICES EXPENDITURES	676.000,00
46	35	1	57	7	4	0	831	5	3	2	PURCHASE OF GOODS AND MATERIAL FOR CONSUMPTION	348.000,00
46	35	1	57	7	4	0	831	5	3	3	TRAVEL ALLOWANCES	15.000,00
46	35	1	57	7	4	0	831	5	3	5	SERVICE PROCUREMENT	12.000,00
46	35	1	57	7	4	0	831	5	3	6	REPRESENTATION AND PROMOTION EXPENDITURES	170.000,00
46	35	1	57	7	4	0	831	5	3	7	MOVABLE ESTATE, PURCHASE OF UNMATERIAL PREROGATIVE EXPENDITURES OF MAINTENANCE-REPAIR	102.000,00
46	35	1	57	7	4	0	831	5	3	8	IMMOVABLE GOODS MAINTANANCE AND REPAIR EXPENDITURES	29.000,00
46	35	1	57	7	4	0	831	5	5		CURRENT TRANSFERS	3.000,00
46	35	1	57	7	4	0	831	5	5	1	DUTY LOSSES	3.000,00
46	35	1	57	7	4	0	831	5	6		CAPITAL EXPENSES	96.000,00
46	35	1	57	7	4	0	831	5	6	1	PURCHASE OF FINISHED GOODS	96.000,00
46	35	1	57	10							SOCIAL SECURITY AND SOCIAL RELIEF SERVICES	8.343.000,00
46	35	1	57	10	7						Services Provided to the Persons Who Have No Social Securities	8.343.000,00
46	35	1	57	10	7	0					Services Provided to the Persons Who Have No Social Securities	8.343.000,00
46	35	1	57	10	7	0	455				Home Care Service	8.343.000,00
46	35	1	57	10	7	0	455	5			Local Governments	8.343.000,00
46	35	1	57	10	7	0	455	5	1		PERSONNEL EXPENDITURES	617.000,00
46	35	1	57	10	7	0	455	5	1	1	CIVIL SERVANTS	550.000,00
46	35	1	57	10	7	0	455	5	1	4	TEMPORARY PERSONNEL	67.000,00
46	35	1	57	10	7	0	455	5	2		PREMIUM EXPENDITURES TO SOCIAL SECURITY INSTITUTIONS	75.000,00
46	35	1	57	10	7	0	455	5	2	1	CIVIL SERVANTS	75.000,00
46	35	1	57	10	7	0	455	5	3		PURCHASE of GOODS and SERVICES EXPENDITURES	7.531.000,00
46	35	1	57	10	7	0	455	5	3	2	PURCHASE OF GOODS AND MATERIAL FOR CONSUMPTION	1.209.000,00
46	35	1	57	10	7	0	455	5	3	3	TRAVEL ALLOWANCES	5.000,00
46	35	1	57	10	7	0	455	5	3	4	DUTY EXPENDITURES	5.000,00
46	35	1	57	10	7	0	455	5	3	5	SERVICE PROCUREMENT	6.027.000,00
46	35	1	57	10	7	0	455	5	3	6	REPRESENTATION AND PROMOTION EXPENDITURES	40.000,00
46	35	1	57	10	7	0	455	5	3	7	MOVABLE ESTATE, PURCHASE OF UNMATERIAL PREROGATIVE EXPENDITURES OF MAINTENANCE-REPAIR	220.000,00
46	35	1	57	10	7	0	455	5	3	8	IMMOVABLE GOODS MAINTANANCE AND REPAIR EXPENDITURES	25.000,00
46	35	1	57	10	7	0	455	5	6		CAPITAL EXPENSES	120.000,00
46	35	1	57	10	7	0	455	5	6	1	PURCHASE OF FINISHED GOODS	120.000,00
46	35	1	58								DEPARTMENT OF EARTHQUAKE RISK MANAGEMENT AND URBAN	104.157.000,00
46	35	1	58	4							FINANCIAL AFFAIRS AND SERVICES	104.157.000,00
46	35	1	58	4	4						Mining, Manufacturing And Construction Services	100.525.000,00
46	35	1	58	4	4	3					Construction Affairs Services	100.525.000,00
46	35	1	58	4	4	3	563				Implementation Of Earthquake And Ground Investigation Services	100.319.000,00
46	35	1	58	4	4	3	563	5			Local Governments	100.319.000,00
46	35	1	58	4	4	3	563	5	1		PERSONNEL EXPENDITURES	96.000,00
46	35	1	58	4	4	3	563	5	1	1	CIVIL SERVANTS	96.000,00
46	35	1	58	4	4	3	563	5	2		PREMIUM EXPENDITURES TO SOCIAL SECURITY INSTITUTIONS	30.000,00
46	35	1	58	4	4	3	563	5	2	1	CIVIL SERVANTS	30.000,00
46	35	1	58	4	4	3	563	5	3		PURCHASE of GOODS and SERVICES EXPENDITURES	10.093.000,00
46	35	1	58	4	4	3	563	5	3	3	TRAVEL ALLOWANCES	20.000,00
46	35	1	58	4	4	3	563	5	3	5	SERVICE PROCUREMENT	10.055.000,00
46	35	1	58	4	4	3	563	5	3	6	REPRESENTATION AND PROMOTION EXPENDITURES	6.000,00
46	35	1	58	4	4	3	563	5	3	7	MOVABLE ESTATE, PURCHASE OF UNMATERIAL PREROGATIVE EXPENDITURES OF MAINTENANCE-REPAIR	12.000,00

APPROPRIATION SCHEDULE (A)

INSTITUTIONAL CLASSIFICATION				FUNCTIONAL CLASSIFICATION				F.T.	ECONOMIC CLASSIFICATION		EXPLANATION	BUDGET APPROPRIATION YEAR 2021 (TL)
I	II	III	IV	I	II	III	IV	I	I	II		
46	35	1	58	4	4	3	563	5	6		CAPITAL EXPENSES	90.100.000,00
46	35	1	58	4	4	3	563	5	6	3	PURCHASE OF INTANGIBLE PROPERTIES	50.000,00
46	35	1	58	4	4	3	563	5	6	5	IMMOVABLE CAPITAL PRODUCTION EXPENSES	90.050.000,00
46	35	1	58	4	4	3	565				Implementation Of Disaster And Risk Management Services	206.000,00
46	35	1	58	4	4	3	565	5			Local Governments	206.000,00
46	35	1	58	4	4	3	565	5	1		PERSONNEL EXPENDITURES	36.000,00
46	35	1	58	4	4	3	565	5	1	1	CIVIL SERVANTS	36.000,00
46	35	1	58	4	4	3	565	5	2		PREMIUM EXPENDITURES TO SOCIAL SECURITY INSTITUTIONS	15.000,00
46	35	1	58	4	4	3	565	5	2	1	CIVIL SERVANTS	15.000,00
46	35	1	58	4	4	3	565	5	3		PURCHASE of GOODS and SERVICES EXPENDITURES	95.000,00
46	35	1	58	4	4	3	565	5	3	3	TRAVEL ALLOWANCES	22.000,00
46	35	1	58	4	4	3	565	5	3	5	SERVICE PROCUREMENT	55.000,00
46	35	1	58	4	4	3	565	5	3	6	REPRESENTATION AND PROMOTION EXPENDITURES	6.000,00
46	35	1	58	4	4	3	565	5	3	7	MOVABLE ESTATE, PURCHASE OF UNMATERIAL PREROGATIVE	12.000,00
46	35	1	58	4	4	3	565	5	6		CAPITAL EXPENSES	60.000,00
46	35	1	58	4	4	3	565	5	6	3	PURCHASE OF INTANGIBLE PROPERTIES	10.000,00
46	35	1	58	4	4	3	565	5	6	5	IMMOVABLE CAPITAL PRODUCTION EXPENSES	50.000,00
46	35	1	58	4	5						Transportation Services	3.632.000,00
46	35	1	58	4	5	5					Railway Construction and Business Affairs and Services	3.632.000,00
46	35	1	58	4	5	5	967				Implementation of Engineering Geology Services	3.632.000,00
46	35	1	58	4	5	5	967	5			Local Governments	3.632.000,00
46	35	1	58	4	5	5	967	5	1		PERSONNEL EXPENDITURES	1.825.000,00
46	35	1	58	4	5	5	967	5	1	1	CIVIL SERVANTS	1.400.000,00
46	35	1	58	4	5	5	967	5	1	2	CONTRACTED PERSONNEL	422.000,00
46	35	1	58	4	5	5	967	5	1	4	TEMPORARY PERSONNEL	3.000,00
46	35	1	58	4	5	5	967	5	2		PREMIUM EXPENDITURES TO SOCIAL SECURITY INSTITUTIONS	257.000,00
46	35	1	58	4	5	5	967	5	2	1	CIVIL SERVANTS	185.000,00
46	35	1	58	4	5	5	967	5	2	2	CONTRACTED PERSONNEL	72.000,00
46	35	1	58	4	5	5	967	5	3		PURCHASE of GOODS and SERVICES EXPENDITURES	380.000,00
46	35	1	58	4	5	5	967	5	3	2	PURCHASE OF GOODS AND MATERIAL FOR CONSUMPTION	11.000,00
46	35	1	58	4	5	5	967	5	3	3	TRAVEL ALLOWANCES	12.000,00
46	35	1	58	4	5	5	967	5	3	5	SERVICE PROCUREMENT	210.000,00
46	35	1	58	4	5	5	967	5	3	6	REPRESENTATION AND PROMOTION EXPENDITURES	6.000,00
46	35	1	58	4	5	5	967	5	3	7	MOVABLE ESTATE, PURCHASE OF UNMATERIAL PREROGATIVE EXPENDITURES OF MAINTENANCE-REPAIR	141.000,00
46	35	1	58	4	5	5	967	5	6		CAPITAL EXPENSES	1.170.000,00
46	35	1	58	4	5	5	967	5	6	5	IMMOVABLE CAPITAL PRODUCTION EXPENSES	700.000,00
46	35	1	58	4	5	5	967	5	6	7	IMMOVABLE MAJOR REPAIR EXPENSES	470.000,00
46	35	1	59								DIRECTORATE OF FIRE INSPECTION AND PREVENTION	6.370.000,00
46	35	1	59	3							PUBLIC ORDER AND SECURITY SERVICES	6.370.000,00
46	35	1	59	3	2						Fire Protection Services	6.370.000,00
46	35	1	59	3	2	0					Fire Protection Services	6.370.000,00
46	35	1	59	3	2	0	821				Implementation of Fire Prevention and Inspection Services	6.370.000,00
46	35	1	59	3	2	0	821	5			Local Governments	6.370.000,00
46	35	1	59	3	2	0	821	5	1		PERSONNEL EXPENDITURES	5.193.000,00
46	35	1	59	3	2	0	821	5	1	1	CIVIL SERVANTS	3.991.000,00
46	35	1	59	3	2	0	821	5	1	2	CONTRACTED PERSONNEL	1.061.000,00
46	35	1	59	3	2	0	821	5	1	3	WORKERS	141.000,00
46	35	1	59	3	2	0	821	5	2		PREMIUM EXPENDITURES TO SOCIAL SECURITY INSTITUTIONS	540.000,00
46	35	1	59	3	2	0	821	5	2	1	CIVIL SERVANTS	342.000,00
46	35	1	59	3	2	0	821	5	2	2	CONTRACTED PERSONNEL	177.000,00
46	35	1	59	3	2	0	821	5	2	3	WORKERS	21.000,00
46	35	1	59	3	2	0	821	5	3		PURCHASE of GOODS and SERVICES EXPENDITURES	635.000,00
46	35	1	59	3	2	0	821	5	3	2	PURCHASE OF GOODS AND MATERIAL FOR CONSUMPTION	391.000,00
46	35	1	59	3	2	0	821	5	3	3	TRAVEL ALLOWANCES	50.000,00
46	35	1	59	3	2	0	821	5	3	4	DUTY EXPENDITURES	20.000,00
46	35	1	59	3	2	0	821	5	3	5	SERVICE PROCUREMENT	30.000,00
46	35	1	59	3	2	0	821	5	3	7	MOVABLE ESTATE, PURCHASE OF UNMATERIAL PREROGATIVE EXPENDITURES OF MAINTENANCE-REPAIR	144.000,00
46	35	1	59	3	2	0	821	5	5		CURRENT TRANSFERS	2.000,00
46	35	1	59	3	2	0	821	5	5	1	DUTY LOSSES	2.000,00

SCHEDULE OF REVENUES BY ECONOMIC CLASSIFICATION (B)

CODE OF INCOME				EXPLANATION	ESTIMATE OF INCOME
I	II	III	IV		
1				Tax Revenues	64.330.000,00
1	2			Property Tax	10.000,00
1	2	9		Other Property Taxes	10.000,00
1	2	9	54	Environmental Cleaning Tax	10.000,00
1	3			Local Taxes on Goods and Services	54.835.000,00
1	3	2		Private Consumption Tax	1.200.000,00
1	3	2	52	Electricity and Gas Consumption Tax	1.200.000,00
1	3	9		Other Local Taxes on Goods and Services	53.635.000,00
1	3	9	51	Entertainment Tax	27.750.000,00
1	3	9	52	Fire Insurance Tax	4.200.000,00
1	3	9	53	Advertisement Tax	21.685.000,00
1	6			Fees	9.485.000,00
1	6	9		Other fees	9.485.000,00
1	6	9	53	Occupation Fees	5.000,00
1	6	9	54	Workplace Startoff Permit Fees	350.000,00
1	6	9	57	Licence Fees for Working on non-business days	1.000,00
1	6	9	59	Wholesalers' Market Fees	7.002.000,00
1	6	9	99	Other fees	2.127.000,00
3				Enterprise and Property Revenues	513.843.000,00
3	1			Good and Service Sales Revenues	1.303.000,00
3	1	1		Good Sales Revenues	401.000,00
3	1	1	1	Documents,Forms and Specificatios Sales Revenues	401.000,00
3	1	2		Service Revenues	902.000,00
3	1	2	3	Deputation Fee Revenues	1.000,00
3	1	2	4	Course,Convention,Education and Seminar Activities Revenues	450.000,00
3	1	2	6	Laboratory Experiment and Analysis Revenues	2.000,00
3	1	2	39	Auction Announcement Broadcosting Revenues	200.000,00
3	1	2	51	Revenues about Environment and Healthiness	30.000,00
3	1	2	59	Revenues From Transportation Services	141.000,00
3	1	2	99	Revenues of Other Services	78.000,00
3	4			Proceeds of Instutions	445.495.000,00
3	4	5		Revenues of Governmental Institutions	439.495.000,00
3	4	5	51	Revenues from Environment and Health Services Institutions	206.075.000,00
3	4	5	54	Revenues from Economical Services Institutions	144.537.000,00
3	4	5	55	Revenues from Cultural Services Institutions	915.000,00
3	4	5	56	Revenues from Health Services Institution	20.960.000,00
3	4	5	57	Revenues from Social Services Institutions	18.100.000,00
3	4	5	59	Revenues from Transportation Services Institutions	42.900.000,00
3	4	5	60	Revenues from Agricultural Services Institutions	6.008.000,00
3	4	9		Proceeds of Other Instutions	6.000.000,00
3	4	9	99	Other Instutions Revenues	6.000.000,00
3	5			Instution Profits	14.000.000,00
3	5	9		Profits of Other Instutions	14.000.000,00
3	5	9	99	Profits of Other Instutions	14.000.000,00
3	6			Rental Revenues	53.045.000,00
3	6	1		Rents from Immovables	53.025.000,00
3	6	1	1	Rents from Lodgings	50.000,00
3	6	1	2	Rents from Compensation	5.000.000,00
3	6	1	5	Rents from Cultural Centers	400.000,00
3	6	1	99	Rents from Other Immovables	47.575.000,00
3	6	2		Rents from Movables	20.000,00
3	6	2	1	Rental Revenues from Movables	20.000,00

SCHEDULE OF REVENUES BY ECONOMIC CLASSIFICATION (B)

CODE OF INCOME				EXPLANATION	ESTIMATE OF INCOME
I	II	III	IV		
4				Special Revenues of Recieved Donations and Aids	23.000,00
4	4			Aids and Donations Received from Real Persons and Insts.	23.000,00
4	4	1		Current	23.000,00
4	4	1	2	Donations and Aids Received from Real Persons	23.000,00
5				Other Revenues	6.688.965.000,00
5	1			Interest Revenues	20.030.000,00
5	1	8		Interest Receivables from OverdueTaxes, Duties and Fees	180.000,00
5	1	8	1	Interest Receivables from OverdueTaxes, Duties and Fees	180.000,00
5	1	9		Other Interests	19.850.000,00
5	1	9	1	Interests Receivable from Real Person	150.000,00
5	1	9	3	Interests Deposit	18.000.000,00
5	1	9	99	Other Interests	1.700.000,00
5	2			Shares Received from Individuals and Institutions	6.314.276.000,00
5	2	2		Shares Received from Tax and Fees	6.302.848.000,00
5	2	2	51	Shares Received from Central Administration Tax Incomes	6.276.000.000,00
5	2	2	52	Shares Received from Environment Cleanup Tax	26.848.000,00
5	2	4		Contribution Rate to Public Expenses	10.000,00
5	2	4	53	Contribution Rate to Road Expenses	10.000,00
5	2	8		Shares Belonging to Local Government	400.000,00
5	2	8	52	Shares Received from Museum Enterance Fees	150.000,00
5	2	8	99	Other Shares Belonging to Local Government	250.000,00
5	2	9		Other Shares	11.018.000,00
5	2	9	99	Other Shares	11.018.000,00
5	3			Penalty fines	9.943.000,00
5	3	2		Administrative Penalty fines	3.119.000,00
5	3	2	99	Other Administrative Penalty fines	3.119.000,00
5	3	4		Tax Penalties	3.454.000,00
5	3	4	1	Defult Interests for Tax and Public Claims	3.250.000,00
5	3	4	99	Other Tax Penalties	204.000,00
5	3	9		Other Penalty fines	3.370.000,00
5	3	9	99	Other Penalty Fines Which Can Not Defined Above	3.370.000,00
5	9			Other Different Revenues	344.716.000,00
5	9	1		Other Different Revenues	344.716.000,00
5	9	1	1	Cash Guarantees that will be recorded as a Revenue	700.000,00
5	9	1	3	Letter of Guarantees that will be recorded as a Revenue	3.000.000,00
5	9	1	6	Receivables From Real Persons	3.150.000,00
5	9	1	11	Feeding Ground Incomes	0,00
5	9	1	51	Received Parking Fees in As Per Parking Regulation	32.000.000,00
5	9	1	99	Other Different Revenues which are not Define Above	305.866.000,00
6				Capital Revenues	54.286.000,00
6	1			Immovable Sales Revenues	54.000.000,00
6	1	1		Lodging Sales Revenues	1.000.000,00
6	1	1	1	Lodging Sales Revenues	1.000.000,00
6	1	3		Other Buildings Sales Revenues	28.000.000,00
6	1	3	1	Other Buildings Sales Revenues	28.000.000,00
6	1	5		Plot Sales	25.000.000,00
6	1	5	1	Plot Sales	25.000.000,00
6	2			Movable Sales Revenues	286.000,00
6	2	1		Movable Sales Revenues	286.000,00
6	2	1	1	Movable Sales Revenues	286.000,00
TOTAL INCOME					7.321.447.000,00

SCHEDULE OF REVENUES BY ECONOMIC CLASSIFICATION (B)

CODE OF INCOME				EXPLANATION	ESTIMATE OF INCOME
I	II	III	IV		
9				Returns and Rejections	447.000,00
9	1			Tax Revenues	50.000,00
9	1	3		Local Taxes on Goods and Services	50.000,00
9	1	3	9	Other Local Taxes of Goods and Services	50.000,00
9	3			Enterprise and Property Revenues	135.000,00
9	3	1		Good and Service Sales Revenues	10.000,00
9	3	1	1	Good Sales Revenues	10.000,00
9	3	4		Proceeds of Instutions	75.000,00
9	3	4	5	Revenues of Local Administrations	75.000,00
9	3	6		Rental Revenues	50.000,00
9	3	6	1	Rents from Immovables	50.000,00
9	5			Other Revenues	252.000,00
9	5	3		Penalty fines	2.000,00
9	5	3	4	Tax Penalties	2.000,00
9	5	9		Other Different Revenues	250.000,00
9	5	9	1	Other Various Revenues	250.000,00
9	6			Capital Revenues	10.000,00
9	6	1		Immovable Sales Revenues	10.000,00
9	6	1	3	Other Building Sales Revenues	10.000,00
NET INCOME					7.321.000.000,00

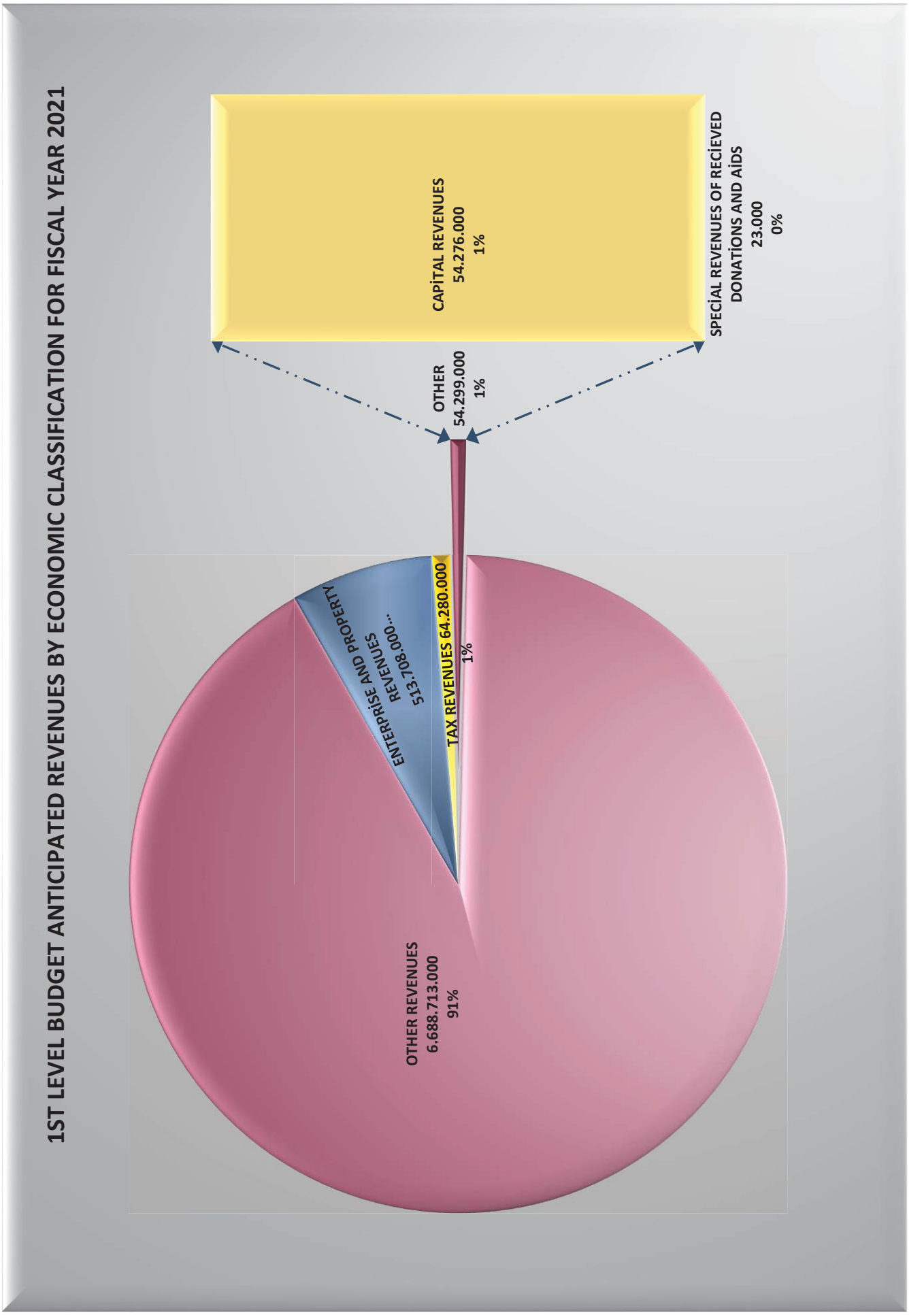
1ST LEVEL BUDGET ANTICIPATED REVENUES BY ECONOMIC CLASSIFICATION FOR FISCAL YEAR 2021
CAPİTAL REVENUES
54.276.000
1%
SPECİAL REVENUES OF RECİEVED DONATİONS AND AİDS
23.000
0%
OTHER
54.299.000
1%
ENTERPRİSE AND PROPERTY REVENUES
513.708.000...
TAX REVENUES 64.280.000
1%
OTHER REVENUES
6.688.713.000
91%

SCHEDULE OF FINANCING BY ECONOMIC CLASSIFICATION

CODE				ECONOMIC CLASSIFICATION OF FINANCING	2021 YEAR PROJECTED
I	II	III	IV		
1				DOMESTIC DEBT	494.000.000,00
1	8			FUNDING FROM FINANCIAL INSTITUTIONS	496.000.000,00
1	8	1		Banks	498.000.000,00
1	8	1	1	Borrowing	854.000.000,00
1	8	1	2	Payment	-356.000.000,00
1	8	2		Iller Bank	-2.000.000,00
1	8	2	2	Payment	-2.000.000,00
1	9			ANOTHER OBLIGATIONS	-2.000.000,00
1	9	9		Another	-2.000.000,00
1	9	9	2	Payment	-2.000.000,00
2				FOREIGN BORROWING	655.000.000,00
2	8			FUNDING FROM FINANCIAL INSTITUTIONS	655.000.000,00
2	8	1		Banks	655.000.000,00
2	8	1	1	Borrowing	1.055.000.000,00
2	8	1	2	Payment	-400.000.000,00
3				CHANGES İN CASH, DEPOSİT AND SECURİTİES HOLD FOR LİQUİDİTY	530.000.000,00
3	2			BANKS	530.000.000,00
3	2	1		BANKS	530.000.000,00
3	2	1	1	Turkish Liras Denominated Cash Account	530.000.000,00
4				NET BORROWING	1.149.000.000,00
4	0			NET BORROWING	1.149.000.000,00
4	0	0		NET BORROWING	1.149.000.000,00
4	0	0	0	NET BORROWING	1.149.000.000,00
5				NET FINANCE	1.679.000.000,00
5	0			NET FINANCE	1.679.000.000,00
5	0	0		NET FINANCE	1.679.000.000,00
5	0	0	0	NET FINANCE	1.679.000.000,00

MULTI-ANNUAL EXPENDITURE BUDGET (TL)

ECONOMIC CODE		EXPLANATION	APPROPRIATION FOR 2021	APPROPRIATION FOR 2022	APPROPRIATION FOR 2023
1		PERSONNEL EXPENDITURES	600.691.000,00	655.408.500,00	723.302.000,00
1	1	CIVIL SERVANTS	440.719.000,00	483.410.500,00	531.610.000,00
1	2	CONTRACTED PERSONNEL	66.167.000,00	72.561.000,00	81.406.000,00
1	3	WORKERS	84.064.000,00	88.771.000,00	98.728.000,00
1	4	TEMPORARY PERSONNEL	3.881.000,00	4.222.000,00	4.574.000,00
1	5	OTHER PERSONNEL	5.860.000,00	6.444.000,00	6.984.000,00
2		PREMIUM EXPENDITURES TO SOCIAL SECURITY INSTITUTIONS	75.845.000,00	83.454.000,00	92.112.000,00
2	1	CIVIL SERVANTS	51.212.000,00	56.233.000,00	61.919.000,00
2	2	CONTRACTED PERSONNEL	11.141.000,00	12.253.000,00	13.477.000,00
2	3	WORKERS	13.492.000,00	14.968.000,00	16.716.000,00
3		PURCHASE OF GOODS AND SERVICES EXPENDITURES	2.118.837.000,00	2.167.713.500,00	2.271.553.000,00
3	2	PURCHASE OF GOODS AND MATERIAL FOR CONSUMPTION	463.634.000,00	477.264.000,00	505.427.000,00
3	3	TRAVEL ALLOWANCES	4.377.000,00	4.252.000,00	4.369.000,00
3	4	DUTY EXPENDITURES	42.412.000,00	42.126.000,00	43.543.000,00
3	5	SERVICE PROCUREMENT	1.447.448.000,00	1.485.283.500,00	1.550.053.000,00
3	6	REPRESENTATION AND PROMOTION EXPENDITURES	54.302.000,00	54.334.000,00	58.375.000,00
3	7	MOVABLE ESTATE, PURCHASE OF UNMATERIAL PREROGATIVE EXPENDITURES OF MAINTENANCE-REPAIR	99.718.000,00	98.279.000,00	103.339.000,00
3	8	IMMOVABLE GOODS MAINTANANCE AND REPAIR EXPENDITURES	4.919.000,00	4.152.000,00	4.310.000,00
3	9	TREATMENT AND FUNERAL EXPENDITURES	2.027.000,00	2.023.000,00	2.137.000,00
4		INTEREST EXPENDITURES	420.280.000,00	435.150.000,00	450.030.000,00
4	2	OTHER DOMESTIC DEBT INTEREST EXPENDITURES	240.280.000,00	250.150.000,00	260.030.000,00
4	3	FOREIGN DEBT INTEREST EXPENDITURES	180.000.000,00	185.000.000,00	190.000.000,00
5		CURRENT TRANSFERS	726.636.000,00	769.996.000,00	815.325.000,00
5	1	DUTY LOSSES	18.876.000,00	19.365.000,00	19.933.000,00
5	2	TREASURY AIDS	500.000.000,00	530.000.000,00	560.000.000,00
5	3	TRANSFERS TO NON PROFIT ORGANIZATIONS	80.698.000,00	85.968.000,00	92.471.000,00
5	4	TRANSFERS TO HOUSEHOLDS	35.923.000,00	39.095.000,00	42.315.000,00
5	6	TRANSFERS TO ABROAD	1.139.000,00	568.000,00	606.000,00
5	8	ALLOCATIONS FROM MUNICIPAL REVENUES	90.000.000,00	95.000.000,00	100.000.000,00
6		CAPITAL EXPENSES	3.811.671.000,00	4.310.236.000,00	4.814.633.000,00
6	1	PURCHASE OF FINISHED GOODS	156.969.000,00	143.022.000,00	151.030.000,00
6	2	PRODUCTION EXPENSES OF MOVABLE CAPITAL	19.609.000,00	17.822.000,00	17.967.000,00
6	3	PURCHASE OF INTANGIBLE PROPERTIES	15.040.000,00	13.266.000,00	13.453.000,00
6	4	PURCHASE OF IMMOVABLES AND EXPROPRIATION	230.181.000,00	257.189.000,00	284.198.000,00
6	5	IMMOVABLE CAPITAL PRODUCTION EXPENSES	2.944.515.000,00	3.444.327.000,00	3.764.423.000,00
6	6	MAJOR REPAIR EXPENSES FOR MOVABLES	505.000,00	505.000,00	505.000,00
6	7	IMMOVABLE MAJOR REPAIR EXPENSES	444.852.000,00	434.105.000,00	583.057.000,00
7		CAPITAL TRANSFERS	201.040.000,00	251.042.000,00	261.045.000,00
7	1	DOMESTIC CAPITAL TRANSFERS	201.000.000,00	251.000.000,00	261.000.000,00
7	2	FOREIGN CAPITAL TRANSFERS	40.000,00	42.000,00	45.000,00
8		LENDING	620.000.000,00	640.000.000,00	660.000.000,00
8	1	DOMESTIC LENDING	620.000.000,00	640.000.000,00	660.000.000,00
9		RESERVE APPROPRIATIONS	425.000.000,00	427.000.000,00	435.000.000,00
9	1	PERSONNEL EXPENSES APPROPRIATION	13.000.000,00	13.000.000,00	13.000.000,00
9	4	UNFORESEEN EXPENSES APPROPRIATION	0,00	0,00	0,00
9	5	NATURAL DISASTER APPROPRIATIONS	0,00	0,00	0,00
9	6	RESERVE APPROPRIATION	412.000.000,00	414.000.000,00	422.000.000,00
9	7	FOR ESTABLISHMENT NEEDS OF NEW DEPARTMENTS AND ADMINISTRATIONS	0,00	0,00	0,00
GENEL TOPLAM			9.000.000.000,00	9.740.000.000,00	10.523.000.000,00

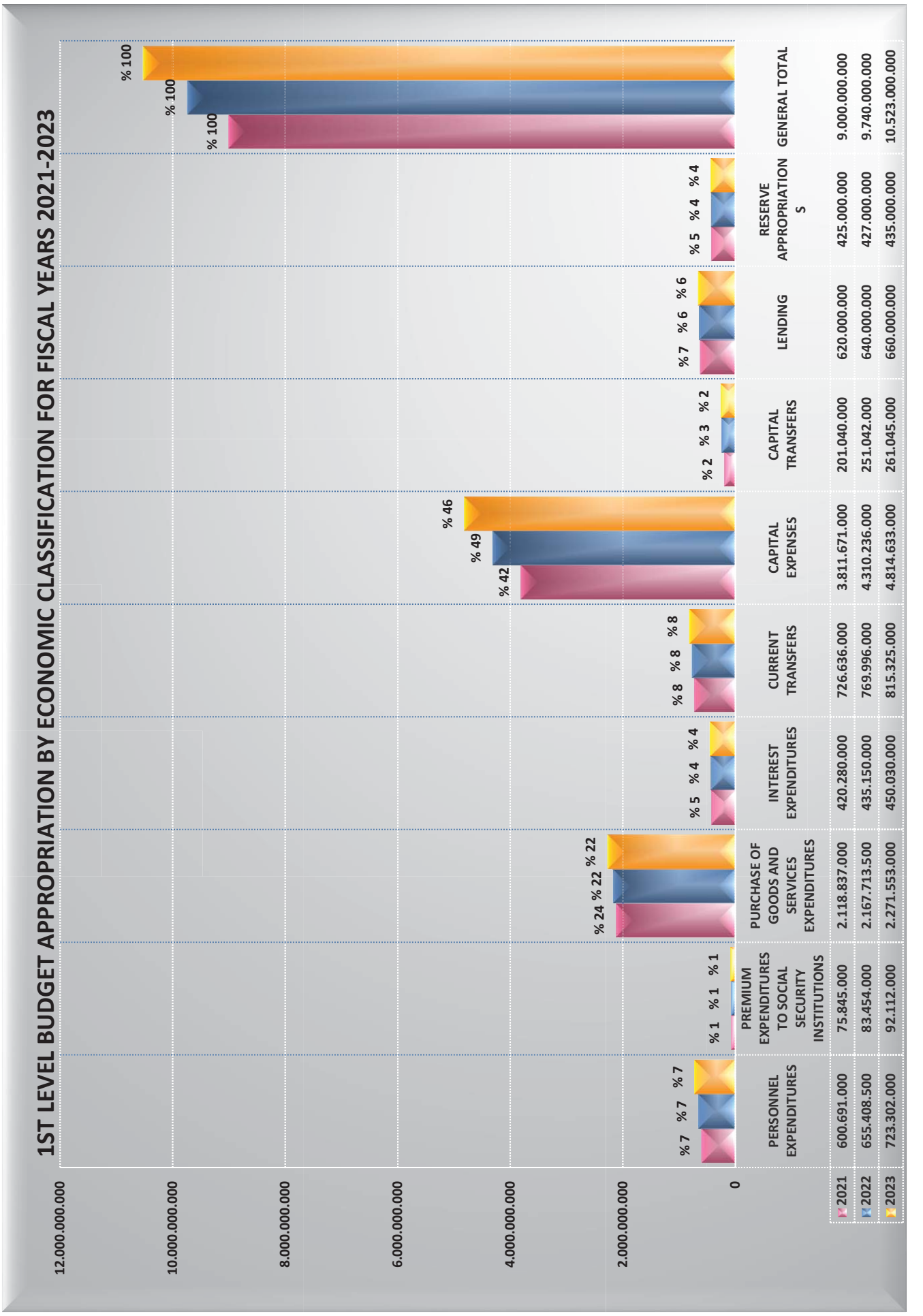
1ST LEVEL BUDGET APPROPRIATION BY ECONOMIC CLASSIFICATION FOR FISCAL YEARS 2021-2023
12.000.000.000
10.000.000.000
8.000.000.000
6.000.000.000
4.000.000.000
2.000.000.000
0
PERSONNEL EXPENDITURES
PREMIUM EXPENDITURES TO SOCIAL SECURITY INSTITUTIONS
PURCHASE OF GOODS AND SERVICES EXPENDITURES
INTEREST EXPENDITURES
CURRENT TRANSFERS
CAPITAL EXPENSES
CAPITAL TRANSFERS
LENDING
RESERVE APPROPRIATIONS
GENERAL TOTAL
2021 600.691.000 75.845.000 2.118.837.000 420.280.000 726.636.000 3.811.671.000 201.040.000 620.000.000 425.000.000 9.000.000.000
2022 655.408.500 83.454.000 2.167.713.500 435.150.000 769.996.000 4.310.236.000 251.042.000 640.000.000 427.000.000 9.740.000.000
2023 723.302.000 92.112.000 2.271.553.000 450.030.000 815.325.000 4.814.633.000 261.045.000 660.000.000 435.000.000 10.523.000.000
% 7 % 7 % 7
% 1 % 1 % 1
% 24 % 22 % 22
% 5 % 4 % 4
% 8 % 8 % 8
% 42 % 49 % 46
% 2 % 3 % 2
% 7 % 6 % 6
% 5 % 4 % 4
% 100 % 100 % 100

SCHEDULE OF BUDGET APPROPRIATION BY FUNCTIONAL AND ECONOMIC CLASSIFICATION FOR FISCAL YEAR 2022 (TL)

CODE	EXPLANATION	01 PERSONAL EXPENDITURES	02 PREMIUM EXPENDITURES TO SOCIAL SECURITY INSTITUTION	03 PURCHASE OF GOODS AND SERVICES EXPENDITURES	04 INTEREST EXPENDITURES	05 CURRENT TRANSFERS	06 CAPITAL EXPENSES	07 CAPITAL TRANSFERS	08 LENDING	09 RESERVE APPROPRIATION	TOTAL
01	GENERAL PUBLIC SERVICES	170.631.000,00	21.594.000,00	478.334.000,00	435.150.000,00	693.375.000,00	477.709.000,00	100.000.000,00	640.000.000,00	427.000.000,00	3.443.793.000,00
03	PUBLIC ORDER AND SECURITY SERVICES	213.315.000,00	25.526.000,00	287.521.000,00		232.000,00	179.737.000,00				706.331.000,00
04	FINANCIAL AFFAIRS AND SERVICES	60.802.500,00	8.358.000,00	104.660.500,00		1.156.000,00	2.695.381.000,00	42.000,00			2.870.400.000,00
05	ENVIRONMENTAL PROTECTION SERVICES	26.151.000,00	3.665.000,00	261.571.000,00		122.000,00	153.005.000,00				444.514.000,00
06	HOUSING AND PUBLIC WELFARE SERVICES	40.264.000,00	5.307.000,00	74.029.000,00		2.145.000,00	641.682.000,00	151.000.000,00			914.427.000,00
07	HEALTH SERVICES	68.796.000,00	9.032.000,00	110.422.000,00		524.000,00	5.555.000,00				194.329.000,00
08	RECREATIONAL, CULTURAL AND RELIGIOUS SERVICES	44.901.000,00	5.900.000,00	516.669.000,00		35.464.000,00	155.627.000,00				758.561.000,00
09	EDUCATION SERVICES	2.214.000,00	268.000,00	8.477.000,00			93.000,00				11.052.000,00
10	SOCIAL SECURITY AND SOCIAL RELIEF SERVICES	28.334.000,00	3.804.000,00	326.030.000,00		36.978.000,00	1.447.000,00				396.593.000,00
	TOTAL	655.408.500,00	83.454.000,00	2.167.713.500,00	435.150.000,00	769.996.000,00	4.310.236.000,00	251.042.000,00	640.000.000,00	427.000.000,00	9.740.000.000,00

SCHEDULE OF BUDGET APPROPRIATION BY FUNCTIONAL AND ECONOMIC CLASSIFICATION FOR FISCAL YEAR 2023 (TL)

CODE	EXPLANATION	01 PERSONAL EXPENDITURES	02 PREMIUM EXPENDITURES TO SOCIAL SECURITY INSTITUTION	03 PURCHASE OF GOODS AND SERVICES EXPENDITURES	04 INTEREST EXPENDITURES	05 CURRENT TRANSFERS	06 CAPITAL EXPENSES	07 CAPITAL TRANSFERS	08 LENDING	09 RESERVE APPROPRIATION	TOTAL
01	GENERAL PUBLIC SERVICES	189.318.000,00	23.857.000,00	495.960.000,00	450.030.000,00	731.927.000,00	496.009.000,00	100.000.000,00	660.000.000,00	435.000.000,00	3.582.101.000,00
03	PUBLIC ORDER AND SECURITY SERVICES	234.847.000,00	28.185.000,00	295.157.000,00		277.000,00	211.203.000,00				769.669.000,00
04	FINANCIAL AFFAIRS AND SERVICES	67.449.000,00	9.224.000,00	106.089.000,00		1.213.000,00	2.950.759.000,00	45.000,00			3.134.779.000,00
05	ENVIRONMENTAL PROTECTION SERVICES	28.939.000,00	4.067.000,00	278.780.000,00		130.000,00	171.077.000,00				482.993.000,00
06	HOUSING AND PUBLIC WELFARE SERVICES	44.263.000,00	5.841.000,00	80.147.000,00		2.155.000,00	724.306.000,00	161.000.000,00			1.017.712.000,00
07	HEALTH SERVICES	75.379.000,00	9.934.000,00	117.736.000,00		539.000,00	5.738.000,00				209.326.000,00
08	RECREATIONAL, CULTURAL AND RELIGIOUS SERVICES	49.445.000,00	6.515.000,00	548.498.000,00		38.895.000,00	253.958.000,00				897.311.000,00
09	EDUCATION SERVICES	2.433.000,00	295.000,00	8.600.000,00			93.000,00				11.421.000,00
10	SOCIAL SECURITY AND SOCIAL RELIEF SERVICES	31.229.000,00	4.194.000,00	340.586.000,00		40.189.000,00	1.490.000,00				417.688.000,00
	TOTAL	723.302.000,00	92.112.000,00	2.271.553.000,00	450.030.000,00	815.325.000,00	4.814.633.000,00	261.045.000,00	660.000.000,00	435.000.000,00	10.523.000.000,00

MULTI-ANNUAL REVENUE BUDGET

CODE		EXPLANATION	ESTIMATE INCOME 2021	ESTIMATE INCOME 2022	ESTIMATE INCOME 2023
1		Tax Revenues	64.330.000,00	67.852.000,00	72.766.000,00
1	2	Property Tax	10.000,00	11.000,00	12.000,00
1	3	Local Taxes of Goods and Services	54.835.000,00	57.609.000,00	61.785.000,00
1	6	Fees	9.485.000,00	10.232.000,00	10.969.000,00
3		Enterprise and Property Revenues	513.843.000,00	543.841.000,00	637.784.000,00
3	1	Good and Service Sales Revenues	1.303.000,00	1.479.000,00	1.653.000,00
3	4	Institutions Revenues	445.495.000,00	470.181.000,00	559.394.000,00
3	5	Institution Profits	14.000.000,00	15.000.000,00	16.000.000,00
3	6	Rental Revenues	53.045.000,00	57.181.000,00	60.737.000,00
4		Special Revenues of Recieved Donations and Aids	23.000,00	28.000,00	33.000,00
4	4	Aids and Donations Received from Real Persons and Institutions	23.000,00	28.000,00	33.000,00
5	1	Interest Revenues	20.030.000,00	22.415.000,00	24.720.000,00
5	2	Shares Received from Individuals and Institutions	6.314.276.000,00	7.004.063.000,00	7.518.879.000,00
5	3	Penalty Fines	9.943.000,00	11.591.000,00	13.306.000,00
5	9	Other Various Revenues	344.716.000,00	242.396.000,00	208.725.000,00
6		Capital Revenues	54.286.000,00	58.320.000,00	64.345.000,00
6	1	Immovable Sales Revenues	54.000.000,00	58.000.000,00	64.000.000,00
6	2	Movable Sales Revenues	286.000,00	320.000,00	345.000,00
9		Returns and Rejections (-)	447.000,00	506.000,00	558.000,00
9	1	Tax Revenues	50.000,00	61.000,00	71.000,00
9	3	Enterprise and Property Revenues	135.000,00	153.000,00	175.000,00
9	5	Other Revenues	252.000,00	282.000,00	302.000,00
9	6	Capital Revenues	10.000,00	10.000,00	10.000,00
GENERAL TOTAL			7.321.000.000,00	7.950.000.000,00	8.540.000.000,00

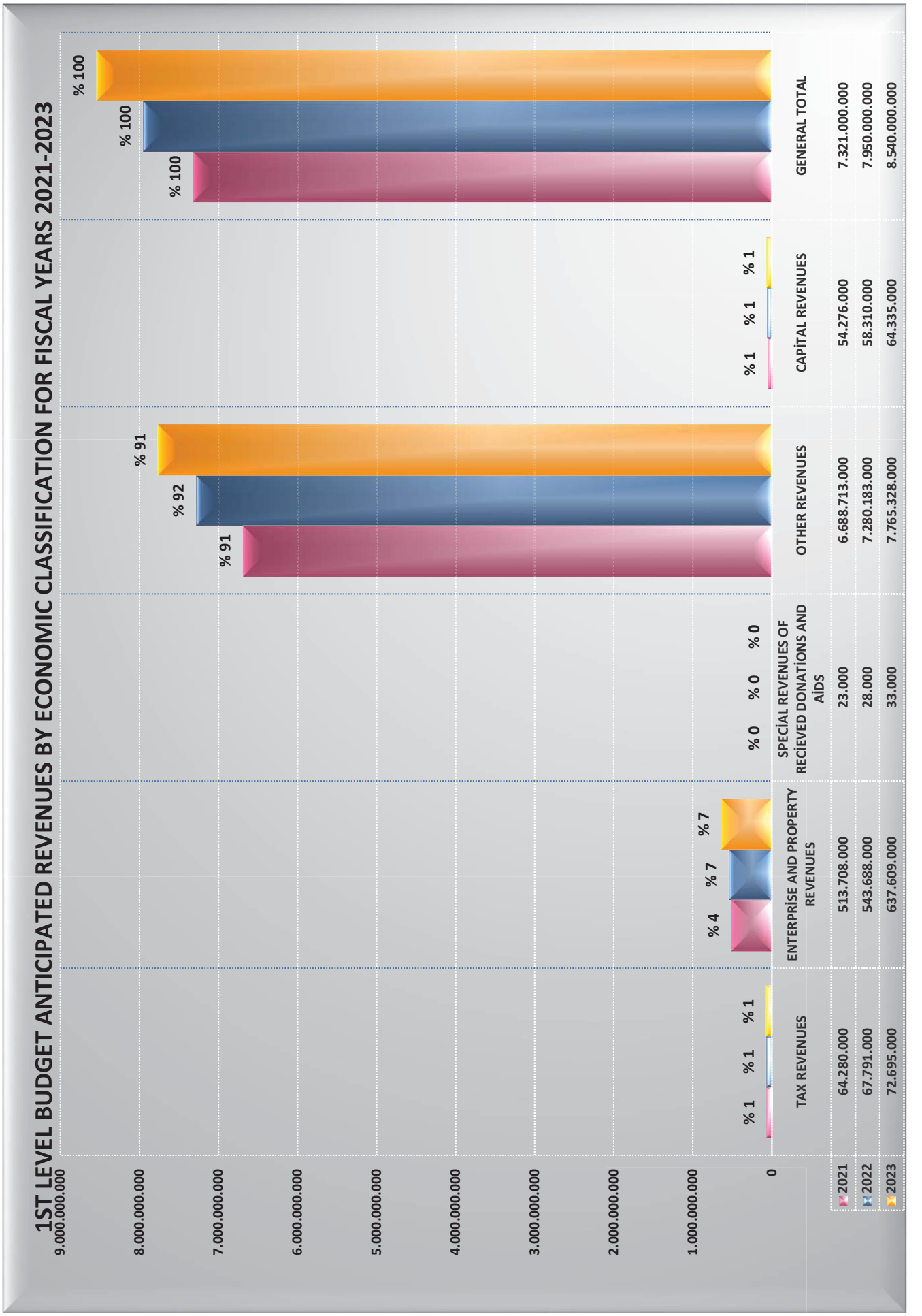
1ST LEVEL BUDGET ANTICIPATED REVENUES BY ECONOMIC CLASSIFICATION FOR FISCAL YEARS 2021-2023
9.000.000.000
8.000.000.000
7.000.000.000
6.000.000.000
5.000.000.000
4.000.000.000
3.000.000.000
2.000.000.000
1.000.000.000
0
% 1 % 1 % 1
% 4 % 7 % 7
% 0 % 0 % 0
% 91 % 92 % 91
% 1 % 1 % 1
% 100 % 100 % 100
TAX REVENUES
ENTERPRİSE AND PROPERTY REVENUES
SPECİAL REVENUES OF RECİEVED DONATİONS AND AİDS
OTHER REVENUES
CAPİTAL REVENUES
GENERAL TOTAL
2021 64.280.000 513.708.000 23.000 6.688.713.000 54.276.000 7.321.000.000
2022 67.791.000 543.688.000 28.000 7.280.183.000 58.310.000 7.950.000.000
2023 72.695.000 637.609.000 33.000 7.765.328.000 64.335.000 8.540.000.000

SCHEDULE OF MULTI-ANNUAL FINANCING BY ECONOMIC CLASSIFICATION

KODLAR				FİNASMANIN EKONOMİK SINIFLANDIRILMASI	2021 YEAR PROJECTED	2022 YEAR PROJECTED	2023 YEAR PROJECTED
I	II	III	IV				
1				DOMESTIC DEBT	494.000.000,00	507.000.000,00	683.000.000,00
1	8			FUNDING FROM FINANCIAL INSTITUTIONS	496.000.000,00	509.000.000,00	685.000.000,00
1	8	1		Banks	498.000.000,00	510.000.000,00	685.000.000,00
1	8	1	1	Borrowing	854.000.000,00	807.000.000,00	873.000.000,00
1	8	1	2	Payment	-356.000.000,00	-297.000.000,00	-188.000.000,00
1	8	2		Iller Bank	-2.000.000,00	-1.000.000,00	0,00
1	8	2	2	Payment	-2.000.000,00	-1.000.000,00	
1	9			ANOTHER OBLIGATIONS	-2.000.000,00	-2.000.000,00	-2.000.000,00
1	9	9		Another	-2.000.000,00	-2.000.000,00	-2.000.000,00
1	9	9	2	Payment	-2.000.000,00	-2.000.000,00	-2.000.000,00
2				FOREIGN BORROWING	655.000.000,00	730.000.000,00	740.000.000,00
2	8			FUNDING FROM FINANCIAL INSTITUTIONS	655.000.000,00	730.000.000,00	740.000.000,00
2	8	1		Banks	655.000.000,00	730.000.000,00	740.000.000,00
2	8	1	1	Borrowing	1.055.000.000,00	1.330.000.000,00	1.270.000.000,00
2	8	1	2	Payment	-400.000.000,00	-600.000.000,00	-530.000.000,00
3				HOLD CASH FOR LIQUIDTY,CHANGES ON DEPOSIT,STOCKS AND SHARES	530.000.000,00	553.000.000,00	560.000.000,00
3	2			BANKS	530.000.000,00	553.000.000,00	560.000.000,00
3	2	1		Banks	530.000.000,00	553.000.000,00	560.000.000,00
3	2	1	1	Turkish Liras Denominated Cash Account	530.000.000,00	553.000.000,00	560.000.000,00
4				NET BORROWING	1.149.000.000,00	1.237.000.000,00	1.423.000.000,00
4	0			NET BORROWING	1.149.000.000,00	1.237.000.000,00	1.423.000.000,00
4	0	0		Net Borrowing	1.149.000.000,00	1.237.000.000,00	1.423.000.000,00
4	0	0	0	Net Borrowing	1.149.000.000,00	1.237.000.000,00	1.423.000.000,00
5				NET FINANCE	1.679.000.000,00	1.790.000.000,00	1.983.000.000,00
5	0			NET FINANCE	1.679.000.000,00	1.790.000.000,00	1.983.000.000,00
5	0	0		Net Finance	1.679.000.000,00	1.790.000.000,00	1.983.000.000,00
5	0	0	0	Net Finance	1.679.000.000,00	1.790.000.000,00	1.983.000.000,00

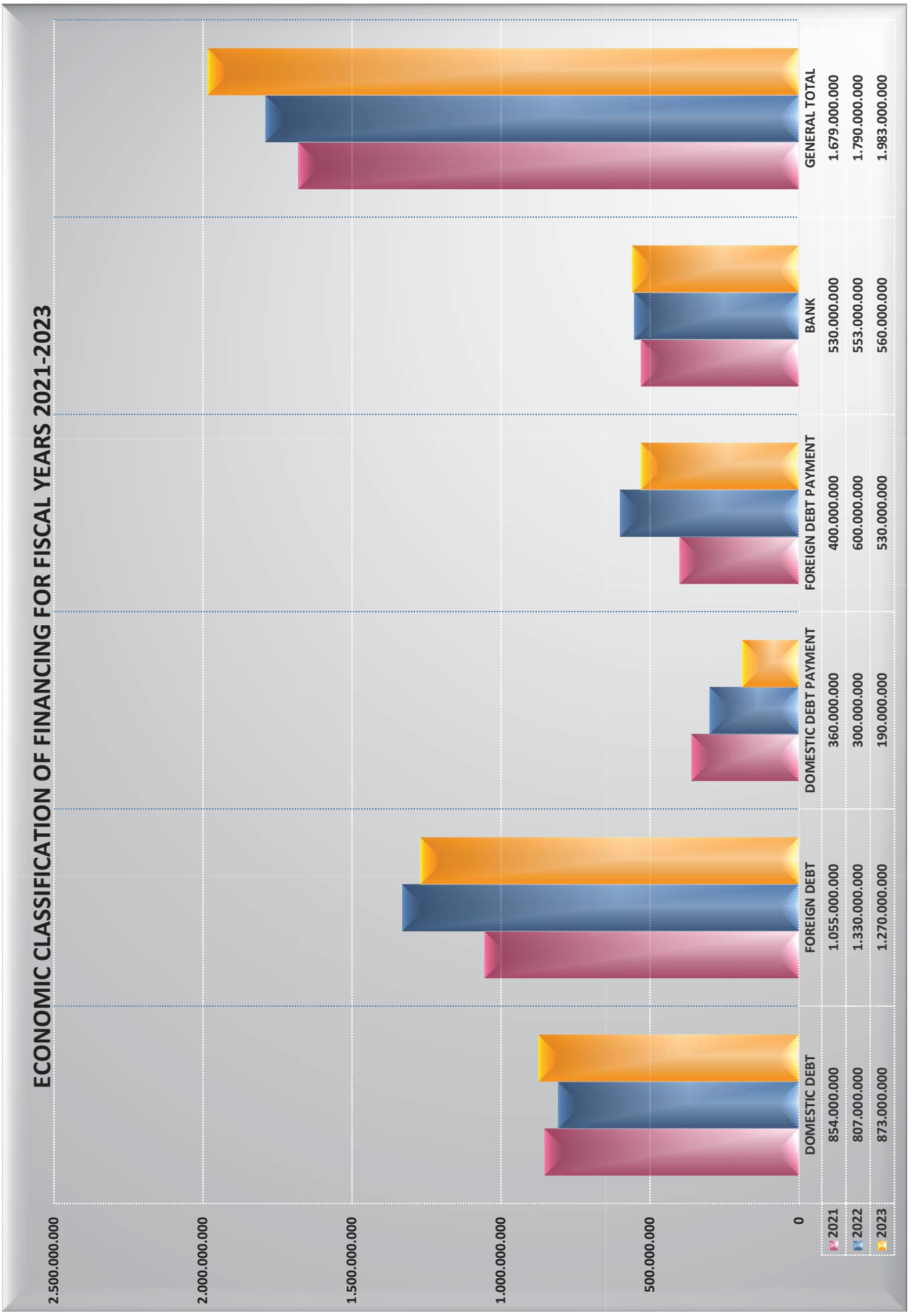
ECONOMIC CLASSIFICATION OF FINANCING FOR FISCAL YEARS 2021-2023
2.500.000.000
2.000.000.000
1.500.000.000
1.000.000.000
500.000.000
0
2021
2022
2023
DOMESTIC DEBT
854.000.000
807.000.000
873.000.000
FOREIGN DEBT
1.055.000.000
1.330.000.000
1.270.000.000
DOMESTIC DEBT PAYMENT
360.000.000
300.000.000
190.000.000
FOREIGN DEBT PAYMENT
400.000.000
600.000.000
530.000.000
BANK
530.000.000
553.000.000
560.000.000
GENERAL TOTAL
1.679.000.000
1.790.000.000
1.983.000.000